



UNITED STATES ENVIRONMENTAL PROTECTION AGENCY
WASHINGTON, DC 20460

OFFICE OF CHEMICAL SAFETY
AND POLLUTION PREVENTION

May 29, 2020

William Berti, Ph.D.
Manger, Regulatory Affairs
Nichino America, Inc.
4550 Linden Hill Rd, Suite 501
Wilmington, DE 19808

Subject: PRIA Label Amendment – New uses in/on Peanuts and Tropical and Subtropical,
Medium to Large Fruit, Smooth, Inedible Peel, Subgroup 24B, Except Banana
Product Name: AKARI 5SC MITICIDE/INSECTICIDE
EPA Registration Number: 71711-4
Application Date: May 17, 2019
Decision Number: 551159

Dear Dr. Berti:

The application referred to above, submitted under the Federal Insecticide, Fungicide and Rodenticide Act, as amended is acceptable under FIFRA sec 3 (c)(5). You must submit and/or cite all data required for registration/reregistration/registration review of your product when the Agency requires all registrants of similar products to submit such data.

A stamped copy of your labeling is enclosed for your records. This labeling supersedes all previously accepted labeling. You must submit one (1) copy of the final printed labeling before you release the product for shipment with the new labeling. In accordance with 40 CFR 152.130(c), you may distribute or sell this product under the previously approved labeling for 18 months from the date of this letter. After 18 months, you may only distribute or sell this product if it bears this new revised labeling or subsequently approved labeling. "To distribute or sell" is defined under FIFRA section 2(gg) and its implementing regulation at 40 CFR 152.3.

Should you wish to add/retain a reference to the company's website on your label, then please be aware that the website becomes labeling under the Federal Insecticide Fungicide and Rodenticide Act and is subject to review by the Agency. If the website is false or misleading, the product would be misbranded and unlawful to sell or distribute under FIFRA section 12(a)(1)(E). 40 CFR 156.10(a)(5) list examples of statements EPA may consider false or misleading. In addition, regardless of whether a website is referenced on your product's label, claims made on the website may not substantially differ from those claims approved through the registration process. Therefore, should the Agency find or if it is brought to our attention that a website contains false or misleading statements or claims substantially differing from the EPA approved registration, the website will be referred to the EPA's Office of Enforcement and Compliance.

Your release for shipment of the product constitutes acceptance of these conditions. If these conditions are not complied with, the registration will be subject to cancellation in accordance with FIFRA section 6. If you have any questions, please contact Elizabeth Fertich by phone at 703-347-8560, or via email at fertich.elizabeth@epa.gov.

Sincerely,

A handwritten signature in black ink, appearing to be 'JS' followed by a horizontal line.

Jennifer Saunders; Acting Chief
Invertebrate & Vertebrate Branch 1
Registration Division (7505P)
Office of Pesticide Programs

Enclosure

{71711-4 Akari 5SC Miticide/Insecticide}

NICHINO
AMERICA®

ACCEPTED

05/29/2020

Under the Federal Insecticide, Fungicide
and Rodenticide Act as amended, for the
pesticide registered under
EPA Reg. No. 71711-4

FENPYROXIMATE **GROUP** **21A** **INSECTICIDE**

AKARI® 5SC Miticide/Insecticide

ACTIVE INGREDIENT:

Fenpyroximate: Benzoic acid, 4-[[[(E)-[(1,3-dimethyl-5-phenoxy-1H-pyrazol-4-yl)methylene]
amino]oxy)methyl]-1,1-dimethylethyl ester..... **5.0%**

OTHER INGREDIENTS:..... **95.0%**

TOTAL..... **100.0%**

Contains 0.42 lb. active ingredient per U.S. gallon

EPA Reg. No. 71711-4

EPA Est. No. _____

[Alternate Brand Names: FujiMite® SC Miticide/Insecticide; Miteus® Miticide/Insecticide]

KEEP OUT OF REACH OF CHILDREN WARNING - AVISO

Si usted no entiende la etiqueta, busque a alguien para que se la explique a usted en detalle.
(If you do not understand the label, find someone to explain it to you in detail.)

FIRST AID	
If in eyes	<ul style="list-style-type: none">• Hold eye open and rinse slowly and gently with water for 15-20 minutes.• Remove contact lenses, if present, after the first 5 minutes, then continue rinsing.• Call a poison control center or doctor for treatment advice.
If swallowed	<ul style="list-style-type: none">• Call a poison control center or doctor immediately for treatment advice.• Have person sip a glass of water if able to swallow.• Do not induce vomiting unless told to by a poison control center or doctor.• Do not give anything by mouth to an unconscious person.
If on skin or clothing	<ul style="list-style-type: none">• Take off contaminated clothing.• Rinse skin immediately with plenty of water for 15-20 minutes.• Call a poison control center or doctor for treatment advice.
If inhaled	<ul style="list-style-type: none">• Move person to fresh air.• If person is not breathing, call 911 or an ambulance; then give artificial respiration, preferably mouth-to-mouth, if possible.• Call a poison control center or doctor for further treatment advice.
HOTLINE NUMBER	
Have the product container or label with you when calling a poison control center or doctor, or going for treatment. For additional information on this pesticide product, including human health concerns and medical emergencies, call 1-800-348-5832. In case of fire or spills, information may be obtained by calling 1-800-424-9300.	
NOTE TO PHYSICIAN: There is no specific antidote. All treatments should be based on observed signs and symptoms of distress in the patient. Overexposure to materials other than this product may have occurred.	

NET CONTENTS: _____

[Manufactured in _____,] [formulated in _____,] [and] [packaged in _____] for:

NICHINO AMERICA, INC.
4550 Linden Hill Road, Suite 501
Wilmington, DE 19808
888-740-7700

{Notes to Reviewer:

- This master label has two sub-labels including Sublabel-A for Outdoor Food Crop Uses and Sub-label-B for Greenhouse Food Crop and Ornamental (Non-food Crop) Uses.
- Optional text in [brackets]}

{Note to Reviewer: This language will be on the front panel of the booklet affixed to the container:}

See inside booklet for [First Aid,] Precautionary Statements[,] and Directions for Use

{Note to Reviewer: This language will be on the label permanently affixed to the container:}

See attached booklet for [First Aid,] Precautionary Statements[,] and Directions for Use

PRECAUTIONARY STATEMENTS
Hazards to Humans and Domestic Animals

WARNING - AVISO

Causes substantial but temporary eye injury. Do not get in eyes or on clothing. Wear protective eyewear (goggles or face shield). Harmful if swallowed. Harmful if absorbed through skin. Avoid contact with skin, eyes, or clothing. Wash thoroughly with soap and water after handling. Harmful if inhaled. Avoid breathing spray mist. Remove contaminated clothing and wash clothing before reuse.

PERSONAL PROTECTIVE EQUIPMENT (PPE)

Applicators and other handlers must wear:

- Long-sleeved shirt and long pants
- Protective eyewear
- Chemical-resistant gloves (such as barrier laminate, butyl rubber, nitrile rubber, neoprene rubber and/or Viton™)
- Shoes plus socks

USER SAFETY REQUIREMENTS

Follow the manufacturer's instructions for cleaning/maintaining PPE. If no such instructions for washables exist, use detergent and hot water. Keep and wash PPE separately from other laundry.

ENGINEERING CONTROLS

When handlers use closed systems, enclosed cabs, or aircraft in a manner that meets the requirements listed in the Worker Protection Standard (WPS) for agricultural pesticides (40 CFR 170.240(d)(4-6)), the handler PPE requirements may be reduced or modified as specified in the WPS.

USER SAFETY RECOMMENDATIONS

- Do not eat, drink, smoke, or chew gum or tobacco while handling this product and until hands and face are thoroughly washed with soap and water.
- Do not use the toilet before thoroughly washing hands.
- If this product penetrated through your clothing or personal protective equipment, stop handling this product immediately, remove the clothing and equipment, wash your body thoroughly, and put on clean clothing and equipment before resuming the handling activity.
- After handling this product, remove personal protective equipment immediately. Wash the outside of gloves before taking them off. Shower or wash thoroughly and change into clean clothing as soon as possible.
- Discard clothing and personal protective equipment that cannot be reused, including clothing and other absorbent materials that have been drenched or thoroughly contaminated with this product's concentrate. Otherwise, wash clothing and personal protective equipment (including both the inside and outside of gloves) before each day of reuse according to manufacturer's directions or, if no such directions, in detergent and hot water. Keep and wash them separately from other laundry.

ENVIRONMENTAL HAZARDS

This pesticide is very highly toxic to fish and aquatic invertebrates. For terrestrial uses: Do not apply directly to water, or to areas where surface water is present, or to intertidal areas below the mean high water mark. Drift and runoff may be hazardous to aquatic organisms in water adjacent to treated areas. Do not contaminate water when cleaning equipment or disposing of equipment washwater or rinsate.

This product may impact surface water quality due to runoff of rain water. This is especially true for poorly draining soils and soils with shallow ground water. This product is classified as having medium to high potential for reaching both surface water and aquatic sediment via runoff for several weeks after application. A level, well-maintained vegetative buffer strip between areas to which this product is applied

and surface water features such as ponds, streams, and springs will reduce the potential loading of this chemical from runoff water and sediment. Runoff of this product will be reduced by avoiding applications when rainfall is forecasted to occur within 48 hours. Sound erosion control practices will reduce this product's potential to reach aquatic sediment via runoff.

Minimum Honey Bee Toxicity

Fenpyroximate is practically nontoxic to bees through acute contact and acute oral exposure when applied to listed crops according to the label directions.

STORAGE AND DISPOSAL

Do not contaminate water, food, or feed by storage or disposal.

PESTICIDE STORAGE: Store in original container, and keep tightly closed when not in use. Store in a cool, dry place inaccessible to children and pets.

PESTICIDE DISPOSAL: Wastes resulting from the use of this product must be disposed of on site or at an approved waste disposal facility.

CONTAINER HANDLING:

[Nonrefillable container. Do not reuse or refill this container. Clean container promptly after emptying. Triple rinse as follows: Empty the remaining contents into application equipment or a mix tank and drain for 10 seconds after the flow begins to drip. Fill the container ¼ full with water and recap. Shake for 10 seconds. Pour rinsate into application equipment or a mix tank or store rinsate for later use or disposal. Drain for 10 seconds after the flow begins to drip. Repeat this procedure two more times. Then offer for recycling if available or reconditioning if appropriate or puncture and dispose of in a sanitary landfill or by other procedures approved by state and local authorities.] {OR}

{[Nonrefillable plastic container (greater than 5 gallons)

[Nonrefillable container. Do not reuse or refill this container. Clean container promptly after emptying. Triple rinse as follows: Empty the remaining contents into application equipment or a mix tank. Fill the container ¼ full with water. Replace and tighten closures. Tip container on its side and roll it back and forth, ensuring at least one complete revolution, for 30 seconds. Stand the container on its end and tip it back and forth several times. Turn the container over onto its other end and tip it back and forth several times. Empty the rinsate into application equipment or a mix tank or store rinsate for later use or disposal. Repeat this procedure two more times. Then offer for recycling if available or reconditioning if appropriate or puncture and dispose of in a sanitary landfill or by other procedures approved by state and local authorities.]

{OR}

{Refillable container greater than 5 gallons}

[Refillable container. Refill this container with pesticide only. Do not reuse this container for any other purpose. Cleaning the container before final disposal is the responsibility of the person disposing of the container. Cleaning before refilling is the responsibility of the refiller. To clean the container before final disposal, empty the remaining contents from this container into application equipment or a mix tank. Fill the container about 10 percent full with water. Agitate vigorously or recirculate water with the pump for 2 minutes. Pour or pump rinsate into application equipment or rinsate collection system. Repeat this rinsing procedure two more times. Return to point of sale or offer for recycling if available or reconditioning if appropriate or puncture and dispose of in a sanitary landfill or by other procedures approved by state and local authorities.]

DIRECTIONS FOR USE

It is a violation of Federal law to use this product in a manner inconsistent with its labeling.

Do not apply this product in a way that will contact workers or other persons, either directly or through drift. Only protected handlers may be in the area during application. For any requirements specific to your State or Tribe, consult the State or Tribal agency responsible for pesticide regulation.

ENDANGERED SPECIES PROTECTION REQUIREMENTS

This product may have effects on endangered species. When using this product, you must follow the measures contained in the Endangered Species Protection Bulletin for the area in which you are applying the product. To obtain Bulletins, no more than six months before using this product, consult <http://www.epa.gov/espp/> or call 1-844-447-3813. You must use the Bulletin valid for the month in which you will apply the product.

AGRICULTURAL USE REQUIREMENTS

Use this product only in accordance with its labeling and with the Worker Protection Standard 40 CFR Part 170. This Standard contains requirements for the protection of agricultural workers on farms, forests, nurseries, and greenhouses, and handlers of agricultural pesticides. It contains requirements for training, decontamination, notification, and emergency assistance. It also contains specific instructions and exceptions pertaining to the statements on this label about personal protective equipment (PPE) and restricted-entry interval. The requirements in this box only apply to uses of this product that are covered by the Worker Protection Standard. Do not enter or allow worker entry into treated areas during the restricted entry interval (REI) of 12 hours.

For early entry into treated areas that is permitted under the Worker Protection Standard and that involves contact with anything that has been treated, such as plants, soil, or water, wear:

- Coveralls
- Protective eyewear
- Chemical-resistant gloves (such as barrier laminate, butyl rubber, nitrile rubber, neoprene rubber, and/or Viton)
- Shoes plus socks

PRODUCT INFORMATION

AKARI 5SC Miticide/Insecticide is used for the control of leafhoppers, mealybugs, mites, psylla, psyllids, and whiteflies. **AKARI 5SC Miticide/Insecticide** stops mite feeding immediately after application.

AKARI 5SC miticide/insecticide controls all motile stages of mites by inhibiting cellular respiration in the mitochondrion of cells which results in rapid cessation of all biological activities including feeding and reproduction. Mortality of mites can be observed within 3 to 7 days after intoxication.

AKARI 5SC miticide/insecticide works primarily through contact action, **so thorough spray coverage is necessary**. Mix with sufficient water and apply as a foliar spray to obtain uniform coverage. Dense foliage or excessive growth will often prevent adequate coverage; adjust spray volumes accordingly. Treat plants when pests are immature or at a susceptible stage and populations are building, before crop damage occurs.

Target Species	
Apple rust mite*	Mint bud mite
Asian citrus psyllid	Pacific spider mite
Avocado Brown mite	Pear psylla
Banks grass mite	Pear rust mite
Broad mite	Pecan leaf scorch mite
Carmine mite	Persea mite
Citricola scale	Plum nursery mite
Citrus bud mite	Potato leafhopper
Citrus flat mite	Powdery Mildew*
Citrus leafminer*	Six spotted mite
Citrus red mite	Strawberry spider mite
Citrus rust mite	Texas citrus mite
Citrus thrips*	Tomato (Potato) psyllid
Cyclamen mite	Tomato russet mite
European red mite	Two-spotted spider mite
Glassy-winged sharpshooter*	Variegated leafhopper
Grape leafhopper	White apple leafhopper
Hazelnut-Filbert bud mite	Whiteflies*
McDaniel mite	Willamette spider mite
Mealybug species	

*suppression

APPLICATION DIRECTIONS

- Make applications immediately after the spray solution is prepared.
- Apply with properly calibrated spray equipment.
- Apply by ground or air using the recommended water spray volume found in the Directions for Use section of this label.
- For aerial equipment, use larger droplet size (greater than 200 microns).
- Thorough spray coverage is essential for mite and insect control.
- For best results, apply when pest populations are beginning to build, before reaching economic thresholds. Consult your local agricultural advisor or state cooperative extension service for further information.

USE OF ADJUVANTS

When thorough coverage is a concern, use a spray adjuvant to maximize uniformity of coverage and performance of Akari 5SC Miticide/Insecticide. Use a non-ionic activator type wetting, spreading or penetrating adjuvant or horticultural spray oil adjuvant. Do not use a dormant oil, or binder or sticker-type adjuvant. Non-ionic adjuvants (NIS) should contain at least 75% surfactant. Crop oil concentrates (COC), methylated seed or vegetable oils (MSO), organosilicone products (OS), or blends of these adjuvants should contain at least 15% emulsifier/surfactant. Check compatibility of any adjuvant used with Akari 5SC Miticide/Insecticide before using. Follow the Directions for Use on each adjuvant product label for rates of use and use restrictions.

APPLICATION RESTRICTIONS

- Do not apply within 75 feet of fish-bearing waters.
- Do not use products with the same mode of action in consecutive applications.
- Do not plant rotational crops other than those listed on this label for 30 days following the last application of this product.
- Do not apply through any type of irrigation system.
- Do not use in greenhouse structures.
- Do not apply by Alternate Row Middle (ARM) spray method.

RESISTANCE MANAGEMENT

For resistance management, AKARI 5SC Miticide/Insecticide contains a Group 21A miticide/ insecticide. Any insect/mite population may contain individuals naturally resistant to AKARI 5SC Miticide/Insecticide and other Group 21A insecticides/ acaricides. The resistant individuals may dominate the insect/mite population if this group of insecticides/ acaricides are used repeatedly in the same fields. Appropriate resistance-management strategies should be followed.

To delay insecticide/ acaricide resistance, take the following steps:

- Rotate the use of AKARI 5SC Miticide/Insecticide or other Group 21A insecticides/ acaricides within a growing season, or among growing seasons, with different groups that control the same pests.
- Use tank mixtures with insecticides/acaricides from a different group that are equally effective on the target pest when such use is permitted. Do not rely on the same mixture repeatedly for the same pest population. Consider any known cross-resistance issues (for the targeted pests) between the individual components of a mixture. In addition, consider the following recommendations provided by the Insecticide Resistance Action Committee (IRAC):
 - Individual insecticides selected for use in mixtures should be highly effective and be applied at the rates at which they are individually registered for use against the target species.
 - Mixtures with components having the same IRAC mode of action classification are not recommended for insect resistance management.
 - When using mixtures, consider any known cross-resistance issues between the individual components for the targeted pest(s).
 - Mixtures become less effective if resistance is already developing to one or both active ingredients, but they may still provide pest management benefits.
 - The insect resistance management benefits of an insecticide mixture are greatest if the two components have similar periods of residual insecticidal activity. Mixtures of insecticides with unequal periods of residual insecticide activity may offer an insect resistance management benefit only for the period where both insecticides are active.
- Adopt an integrated pest management program for insecticide/acaricides use that includes scouting, uses historical information related to pesticide use, crop rotation, record keeping, and which considers cultural, biological and other chemical control practices.
- Monitor after application for unexpected target pest survival. If the level of survival suggests the presence of resistance, consult with your local university specialist or certified pest control advisor.
- Contact your local extension specialist or certified crop advisors for any additional pesticide resistance-management and/or IPM recommendations for the specific site and pest problems in your area.
- Report lack of performance to registrant or their representative.

MIXING DIRECTIONS

AKARI 5SC Miticide/Insecticide Alone: Shake well before using. Begin with clean equipment. Fill spray tank with $\frac{3}{4}$ of the amount of water needed for the intended application and then turn on agitation. Pour specified amount of product on the surface of the water in the spray tank. Add the balance of the water to the spray tank with agitation running. Keep agitation running during filling and spraying operations. If spraying must be stopped before emptying the sprayer, resume agitation before spraying the remainder of the load. Mix only as much spray solution as can be sprayed within four hours. Storage and use of the previous day's spray mix may result in reduced activity.

AKARI 5SC Miticide/Insecticide Tank Mixtures: Begin with clean equipment. Fill spray tank with $\frac{3}{4}$ of the amount of water needed for the intended application and turn on agitation. If using a buffering agent, add after filling the tank with $\frac{3}{4}$ amount of water. Add the recommended amount of tankmix products in the following order while maintaining agitation:

- 1) products in water-soluble packets
- 2) wettable powders
- 3) water-dispersible granulars and/or soluble powders

- 4) flowable liquids (including Akari 5SC Miticide/Insecticide)
- 5) emulsifiable concentrates
- 6) adjuvants and/or oils
- 7) remaining amount of water to achieve the desired level

Always follow the labeled mixing instructions of any partner products. Keep agitation running during filling and spraying operations. If spraying must be stopped before emptying the sprayer, resume agitation before spraying the remainder of the load. Storage and use of the previous day's spray mix may result in reduced activity.

[MITEUS Miticide/Insecticide Tank Mixture with Glyphosate: Begin with clean equipment. Fill spray tank with $\frac{3}{4}$ of the amount of water needed for the intended application and turn on agitation. Add a minimum of 10 lbs ammonium sulfate (AMS) per 100 gallons water as a conditioner/ buffering agent while maintaining agitation. AMS is necessary to achieve proper mixing compatibility between MITEUS Miticide/Insecticide and glyphosate products. AMS can be in a dry or liquid form. Next add the recommended amount of MITEUS Miticide/Insecticide and then add the recommended amount of glyphosate product while maintaining agitation. Always follow the labeled mixing instructions. Maintain agitation during filling and spraying operations. If spraying must be stopped before emptying the sprayer, resume agitation before spraying the remainder of the load. Storage and use of the previous day's spray mix may result in reduced activity.]

If you have no experience with the combination you are considering, conduct a test to determine physical compatibility. To determine physical compatibility, add the proportions of each chemical with the same proportion of water specified on the label as will be present in the chemical supply tank, into a suitable container, mix thoroughly, and allow to stand for five minutes. If the combination remains mixed, or can be readily re-mixed, the mixture is considered physically compatible.

It is the pesticide user's responsibility to ensure that all products are registered for the intended use. Read and follow the applicable restrictions and limitations and directions for use on all product labels involved in tank mixing. Users must follow the most restrictive directions for use and precautionary statements of each product in the tank mixture.

SPRAY DRIFT ADVISORIES

- **THE APPLICATOR IS RESPONSIBLE FOR AVOIDING OFF-SITE SPRAY DRIFT.**
- **BE AWARE OF NEARBY NON-TARGET SITES AND ENVIRONMENTAL CONDITIONS.**
- **IMPORTANCE OF DROPLET SIZE**

An effective way to reduce spray drift is to apply large droplets. Use the largest droplets that provide target pest control. For all applications, applicators are required to use a medium or coarser droplet size (ASABE S572.1 standard). While applying larger droplets will reduce spray drift, the potential for drift will be greater if applications are made improperly or under unfavorable environmental conditions.

Controlling Droplet Size - Ground Boom

- **Volume** - Increasing the spray volume so that larger droplets are produced will reduce spray drift. Use the highest practical spray volume for the application. If a greater spray volume is needed, consider using a nozzle with a higher flow rate.
- **Pressure** - Use the lowest spray pressure recommended for the nozzle to produce the target spray volume and droplet size.
- **Spray Nozzle** - Use a spray nozzle that is designed for the intended application. Consider using nozzles designed to reduce drift.

[Controlling Droplet Size - Aircraft

- **Adjust Nozzles** - Follow nozzle manufacturers recommendations for setting up nozzles. Generally, to reduce fine droplets, nozzles should be oriented parallel with the airflow in flight.]

BOOM HEIGHT – Ground Boom

{71711-4 Akari 5SC - Sub-label A: Outdoor Food Crop and Ornamental (non-food crop) Uses}

Apply with the nozzle height recommended by the manufacturer but no more than 3 feet above the ground or crop canopy. For ground equipment, the boom needs to be level with the crop and have minimal bounce.

[NOZZLE ORIENTATION - Aircraft]

Nozzles must be oriented so the spray is directed toward the back of the aircraft. Orienting nozzles so that the spray is released parallel to the airstream produces larger droplets than other orientations. Significant deflection from horizontal will reduce droplet size and increase drift potential.]

[RELEASE HEIGHT - Aircraft]

Do not release spray at a height greater than 10 feet above the vegetative canopy, unless a greater application height is necessary for pilot safety. Applications more than 10 feet above the vegetative canopy increases the potential for spray drift.]

[BOOM LENGTH - Aircraft]

The boom length must not exceed 75% of the wingspan for airplanes or 75% of the rotor blade diameter for helicopters. Using shorter booms decreases drift potential. Applicators must use $\frac{1}{2}$ swath displacement upwind at the downwind edge of the field for aerial applications and apply only when wind speed is 3 to 10 mph.]

SHIELDED SPRAYERS

Shielding the boom or individual nozzles can reduce spray drift. Consider using shielded sprayers. Verify that the shields are not interfering with the uniform deposition of the spray on the target area.

WIND

To avoid spray drift, DO NOT apply when wind speed is greater than 10 mph. Drift potential generally increases with wind speed. AVOID APPLICATIONS DURING GUSTY CONDITIONS. Applicators need to be familiar with local wind patterns and terrain that could affect spray drift.

TEMPERATURE AND HUMIDITY

When making applications in hot and dry conditions, use larger droplets to reduce effects of evaporation.

TEMPERATURE INVERSIONS

To avoid spray drift, DO NOT apply during periods of temperature inversions. Drift potential is high during a temperature inversion. Temperature inversions are characterized by increasing temperatures with altitude and are common on nights with limited cloud cover and light to no wind. The presence of an inversion can be indicated by ground fog or by the movement of smoke from a ground source or an aircraft smoke generator. Smoke that layers and moves laterally in a concentrated cloud (under low wind conditions) indicates an inversion, while smoke that moves upward and rapidly dissipates indicates good vertical air mixing.

SENSITIVE AREAS

Only apply the pesticide when the potential for drift to adjacent sensitive areas (e.g. residential areas, bodies of water, known habitat for threatened or endangered species, nontarget crops) is minimal (e.g. when wind is blowing away from the sensitive areas).

AIR ASSISTED (AIR BLAST) FIELD CROP SPRAYERS

Air assisted field crop sprayers carry droplets to the target via a downward directed air stream. Some may reduce the potential for drift, but if a sprayer is unsuitable for the application and/or set up improperly, high drift potential can result. It is the responsibility of the applicator to determine that a sprayer is suitable for the intended application, is configured properly, and that drift is not occurring. **Note:** Air assisted field sprayers can affect product performance by affecting spray

coverage and canopy penetration. Consult the application equipment manual to determine if use of an air assisted sprayer is required.

AIR ASSISTED (AIR BLAST) TREE AND VINE SPRAYERS

Air assisted tree and vine sprayers carry droplets into the canopy of trees and vines via a radially or laterally directed air stream. These sprayers are not suitable for applying herbicides. In addition to the general drift management practices already described, the following specific practices will further reduce the potential for drift:

- Adjust the deflectors and aiming devices so that spray is only directed into the canopy.
- Block off upward pointed nozzles when there is no overhanging canopy.
- Use only enough air volume to penetrate the canopy and provide good coverage.
- Do not allow spray to go beyond the edge of the cultivated area. Spray the outside row only from outside the planting.

APPLICATION RATE CHART FOR AKARI 5SC MITICIDE/INSECTICIDE

Almond; Pistachio (Use Permitted West of the Mississippi River)		
Pest	Rate/Acre	Use Directions
Mites (see Target Species)	1.5 to 4.0 pints (0.079 to 0.210 lb ai)	WEST OF THE MISSISSIPPI RIVER <ul style="list-style-type: none"> • Apply by ground using a minimum of 100 gallons of water per acre. • Allow 14 days between applications. • Preharvest Interval (PHI): 14 days USE RESTRICTIONS <ul style="list-style-type: none"> • Do not apply by air. • Do not apply through any type of irrigation system. • Do not apply more than 8.0 pints (0.420 lb ai) per acre per year. • Do not make more than 2 applications per year.

Banana		
Pest	Rate/Acre	Use Directions
Mites (see Target Species)	1.0 to 2.0 pints (0.053 to 0.105 lb ai)	<ul style="list-style-type: none"> • Apply by ground using a minimum of 70 gallons of water per acre. • Allow 7 days between applications. • Preharvest Interval (PHI): 7 days USE RESTRICTIONS <ul style="list-style-type: none"> • Do not apply by air. • Do not apply through any type of irrigation system. • Do not apply more than 4.0 pints (0.210 lb ai) per acre per year. • Do not make more than 2 applications per year.
Whiteflies*		
*suppression		

Bean, Succulent bean, snap; blackeyed pea, succulent shelled; broad bean, succulent shelled; chickpea, succulent shelled; cowpea, succulent shelled; crowder pea, succulent shelled; goa bean, succulent shelled; lablab bean, succulent shelled; lima bean, succulent shelled; succulent bean, succulent shelled; southern pea, succulent shelled; soybean, edible, succulent shelled; and velvet bean, succulent shelled.		
Pest	Rate/Acre	Use Directions
Mites (see Target Species) Whiteflies*	2.0 pints (0.105 lb ai)	<ul style="list-style-type: none"> • Apply by ground using a minimum of 30 gallons of water per acre. • Apply by air using a minimum of 5 gallons of water per acre. • Allow 14 days between applications. • Preharvest Interval (PHI): 1 day <p>USE RESTRICTIONS</p> <ul style="list-style-type: none"> • Do not apply through any type of irrigation system. • Do not apply more than 4.0 pints (0.210 lb ai) per acre per year. • Do not make more than 2 applications per year.
*suppression		

Berry Subgroup, Low-Growing (Crop Subgroup 13-07G) excluding Cranberry bearberry; bilberry; blueberry, lowbush; cloudberry; lingonberry; muntries; partridgeberry; strawberry; cultivars, varieties, and/or hybrids of these		
Pest	Rate/Acre	Use Directions
Mites (see Target Species) Whiteflies*	1.0 to 2.0 pints (0.053 to 0.105 lb ai)	<ul style="list-style-type: none"> • Apply by ground application using a minimum of 25 gallons of water per acre. • When using an electro-static sprayer, less than 25 gallons of water per acre may be used; however, do not use less than 10 gallons of water per acre. • Allow 14 days between applications. • Preharvest Interval (PHI): 1 day <p>USE RESTRICTIONS</p> <ul style="list-style-type: none"> • Do not apply by air. • Do not apply through any type of irrigation system. • Do not apply more than 4.0 pints (0.210 lb ai) per acre per year. • Do not make more than 2 applications per year.
<p>*suppression</p> <ul style="list-style-type: none"> • Temporary pinking of immature green berries may be observed after an Akari 5SC Miticide/Insecticide application on certain strawberry varieties. This effect is transient and does not affect fruit sizing, color or quality. • Avoid puddling of spray solution on plastic mulch as this can potentially result in underside scarring of fruit in direct contact with the plastic. 		

Bushberry Subgroup (Crop Subgroup 13-07B) excluding Highbush Cranberry Aronia berry; blueberry, highbush; blueberry, lowbush; buffalo currant; Chilean guava; currant, black; currant, red; elderberry; European barberry; gooseberry; honeysuckle, edible; huckleberry; jostaberry; Juneberry (Saskatoon berry); lingonberry; native currant; salal; sea buckthorn; cultivars, varieties, and/or hybrids of these		
Pest	Rate/Acre	Use Directions
Mites (see Target Species) Whiteflies*	1.0 to 2.0 pints (0.053 to 0.105 lb ai)	<ul style="list-style-type: none"> • Apply by ground application using a minimum of 25 gallons of water per acre. • When using an electro-static sprayer, less than 25 gallons of water per acre may be used; however, do not use less than 10 gallons of water per acre. • Allow 14 days between applications. • Preharvest Interval (PHI): 1 day <p>USE RESTRICTIONS</p> <ul style="list-style-type: none"> • Do not apply by air. • Do not apply through any type of irrigation system. • Do not apply more than 4.0 pints (0.210 lb ai) per acre per year. • Do not make more than 2 applications per year.
*suppression		

Caneberry Subgroup (Crop Subgroup 13-07A)		
Blackberry (including Andean blackberry, arctic blackberry, bingleberry, black satin berry, boysenberry, brombeere, California blackberry, Chesterberry, Cherokee blackberry, Cheyenne blackberry, common blackberry, coryberry, darrowberry, dewberry, Dirksen thornless berry, evergreen blackberry, Himalayaberry, hullberry, lavacaberry, loganberry, lowberry, Lucretiaberry, mammoth blackberry, marionberry, mora, mures deronce, nectarberry, Northern dewberry, olallieberry, Oregon evergreen berry, phenomenalberry, rangeberry, ravenberry, rossberry, Shawnee blackberry, Southern dewberry, tayberry, youngberry, zarzamora); raspberry, black and red; wild raspberry; cultivars, varieties, and/or hybrids of these.		
Pest	Rate/Acre	Use Directions
Willamette spider mite	1.5 to 2.0 pints (0.08 to 0.105 lb ai)	<ul style="list-style-type: none">• Apply by ground using a minimum of 30 gallons of water per acre.• For vines with a heavy canopy, or in high pressure situations, higher water volumes are recommended.• Allow 14 days between applications.• Pre-harvest Interval (PHI): 1 day <p>USE RESTRICTIONS</p> <ul style="list-style-type: none">• Do not apply by air.• Do not apply through any type of irrigation system.• Do not apply more than 4.0 pints (0.210 lb ai) per acre per year.• Do not make more than 2 applications per year.
Mites (see Target Species)	2.0 pints (0.105 lb ai)	
Mealybugs		
Powdery Mildew*		
Leafhopper	1.0 to 2.0 pints ¹ (0.053 to 0.105 lb ai)	
Whiteflies	1.0 to 2.0 pints (0.053 to 0.105 lb ai)	
*suppression		
¹ Use higher rate for dense foliage. Best control of leafhoppers is achieved by applications when majority of the population is in an immature development stage.		

Citrus Fruit Group (Crop Group 10-10) Australian desert lime; Australian finger lime; Australian round lime; Brown River finger lime; calamondin; citron; citrus hybrids; grapefruit; Japanese summer grapefruit; kumquat; lemon; lime; Mediterranean mandarin; mount white lime; New Guinea wild lime; orange, sour; orange, sweet; pummelo; Russell River lime; satsuma mandarin; sweet lime; tachibana orange; Tahiti lime; tangelo; tangerine (mandarin, clementine); tangor; trifoliate orange; uniq fruit; cultivars, varieties, and/or hybrids of these		
Pest	Rate/Acre	Use Directions
[Citrus rust mite†]	[4.0 pints (0.210 lb ai)]	[All geographies:] <ul style="list-style-type: none"> • Apply by ground using a minimum of 100 gallons of water per acre. For full size trees, use a minimum of 200 gallons of water per acre. • [In Florida and Texas, apply by air using a minimum of 10 gallons of water per acre.] • [For aerial application to citrus in Florida, do not apply within 150 feet of all aquatic areas.] • Allow 14 days between applications. • Preharvest Interval (PHI): 3 days.
[Citricola scale]	[3.0 pints (0.158 lb ai)]	
Asian citrus psyllid‡ Citrus leafminer* Citrus thrips* Leafhoppers Mealybugs Other Mites (see Target Species)	2.0 to 4.0 pints (0.105 to 0.210 lb ai)	USE RESTRICTIONS <ul style="list-style-type: none"> • Do not apply by air [except in Florida and Texas]. • Do not apply through any type of irrigation system. • Do not apply to citrus nurseries or citrus in greenhouses. • Do not apply more than 4.0 pints (0.210 lb ai) per acre per year. • Do not make more than 2 applications per year. <p>{The following is a single section when include on the final printed label}</p> <p>[Use Permitted West of the Mississippi River:</p> <ul style="list-style-type: none"> • In Texas, apply by air using a minimum of 10 gallons of water per acre. • In California for control of citricola scale, apply by ground using 500 gallons of water. <p>USE RESTRICTIONS</p> <ul style="list-style-type: none"> • Do not apply by air except in Texas. • Do not apply more than 8.0 pints (0.420 lb ai) per acre per year.]
*suppression †Control on citrus fruit limited up to 14 days.] ‡For best results, use for control of adults and nymphs present at time of application when newly expanding foliage flush is present.		

Cottonseed Subgroup (Crop Subgroup 20C)		
Cottonseed; cultivars, varieties, and/or hybrids of these.		
Pest	Rate/Acre	Use Directions
Mites (see Target Species)	Early season¹ (when cotton is less than 10-inches in height) 0.4 to 1.0 pint ^[2] (0.021 to 0.053 lb ai)	<ul style="list-style-type: none">• Apply by ground using a minimum of 10 gallons of water per acre.• Apply by air using a minimum of 3 gallons of water per acre.• As canopy density increases use of higher water volume will assure better coverage.• Allow 14 days between applications.• Preharvest Interval (PHI): 14 days USE RESTRICTIONS <ul style="list-style-type: none">• Do not apply through any type of irrigation system.• Do not apply more than 2.0 pints (0.105 lb ai) per acre per year.• Do not make more than 2 applications per year.
	Mid-season (when cotton is more than 10-inches in height) 1.0 to 2.0 pints (0.053 to 0.105 lb ai)	
Whiteflies*	2.0 pints (0.105 lb ai)	
*suppression ¹ For early season use, when cotton is less than 10 inches in height, AKARI 5SC Miticide/Insecticide may also be applied as a directed spray using ground spray equipment. ^[2] When applying by ground equipment apply as a directed spray for best results.]		

Field Corn, Popcorn, Silage Corn, Seed Corn (limited to States of [Arizona,] [California,] [Colorado,] [Hawaii,] [Kansas,] [New Mexico,] [Oklahoma,] and [Texas])		
Pest	Rate/Acre	Use Directions
Mites (see Target Species)	1.0 to 2.0 pints (0.053 to 0.105 lb ai)	<ul style="list-style-type: none"> • Apply by ground application using a minimum of 10 gallons of water per acre. • Apply by air using a minimum of 5 gallons of water per acre. • Allow 14 days between applications. • Preharvest Interval (PHI): 14 days for forage, silage, stover, and grain. USE RESTRICTIONS <ul style="list-style-type: none"> • Do not apply through any type of irrigation system. • Do not apply more than 4.0 pints (0.210 lb ai) per acre per year. • Do not make more than 2 applications per year.

Fruiting Vegetable Group (Crop Group 8-10) African eggplant; bush tomato; cocona; currant tomato; eggplant; garden huckleberry; goji berry; groundcherry; martynia; naranjilla; okra; pea eggplant; pepino; pepper, bell; pepper, nonbell; roselle; scarlet eggplant; sunberry; tomatillo; tomato; tree tomato; cultivars, varieties, and/or hybrids of these		
Pest	Rate/Acre	Use Directions
Mites (see Target Species) Tomato (Potato) psyllid Whiteflies*	2.0 pints (0.105 lb ai)	<ul style="list-style-type: none"> • Apply by ground using a minimum of 20 gallons of water per acre. • Apply by air using a minimum of 5 gallons of water per acre. • Allow 14 days between applications. • Preharvest Interval (PHI): 1 day <p>USE RESTRICTIONS</p> <ul style="list-style-type: none"> • Do not apply through any type of irrigation system. • Do not apply more than 4.0 pints (0.210 lb ai) per acre per year. • Do not make more than 2 applications per year.
*Control on tomato in Florida only. Suppression only on all other crops.		

Hops*		
Pest	Rate/ Acre	Use Directions
Mites (see Target Species)	2.0 to 3.0 pints (0.105 to 0.158 lb ai)	<ul style="list-style-type: none"> • Apply by ground using a minimum of 100 gallons of water per acre. • Allow 14 days between applications. • Preharvest Interval (PHI): 14 days. • For best results, apply before mite populations exceed 5 mites per leaf. <p>USE RESTRICTIONS</p> <ul style="list-style-type: none"> • Do not apply by air. • Do not apply through any type of irrigation system. • Do not apply more than 6.0 pints (0.316 lb ai) of product per acre per year. • Do not make more than 2 applications per year.
<p>*NOTE: Leaf yellowing may occur when AKARI 5SC Miticide/Insecticide is combined with spray oil in excess of 1% of the spray volume. If this symptom occurs, it is usually more pronounced on newly expanding leaves. This symptom may occur in plants under stress and is worsened by certain conditions including the following:</p> <ul style="list-style-type: none"> • High Temperatures (air temperatures exceeding 90°F at the time of application or within a few days after application). • Wet soil conditions and high humidity (rainy, misty, or foggy weather within a few days after application). • Storm damage (including hail and wind). 		

Leaf Petiole Vegetable Subgroup (Crop Subgroup 22B) Cardoon; celery; celery, Chinese; fuki; rhubarb; udo; zuiki; cultivars, varieties, and hybrids of these commodities		
Pest	Rate/Acre	Use Directions
Mites (see Target Species) Whiteflies*	1.0 to 2.0 pints (0.053 to 0.105 lb ai)	<ul style="list-style-type: none"> • Apply by ground using a minimum of 25 gallons of water per acre. • Allow 14 days between applications. • Preharvest Interval (PHI): 1 day. <p>USE RESTRICTIONS</p> <ul style="list-style-type: none"> • Do not apply by air. • Do not apply through any type of irrigation system. • Do not apply more than 4.0 pints (0.210 lb ai) per acre per year. • Do not make more than 2 applications per year.
*suppression		

Mamey Sapote; Sapodilla		
Pest	Rate/Acre	Use Directions
Mites (see Target Species) Whiteflies*	1.0 to 2.0 pints (0.053 to 0.105 lb ai)	<ul style="list-style-type: none"> • Apply by ground using a minimum of 95 gallons of water per acre. • Apply by air using a minimum of 50 gallons of water per acre. • Allow 14 days between applications. • Preharvest Interval (PHI): 1 day. <p>USE RESTRICTIONS</p> <ul style="list-style-type: none"> • Do not apply through any type of irrigation system. • Do not apply more than 4.0 pints (0.210 lb ai) per acre per year. • Do not make more than 2 applications per year.
*suppression		

Melon Subgroup (Crop Subgroup 9A) citron melon; muskmelon (hybrids and/or cultivars of <i>Cucumis melo</i> (includes true cantaloupe, cantaloupe, casaba, Santa Claus melon, crenshaw melon, honeydew melon, honey balls, Persian melon, golden pershaw melon, mango melon, pineapple melon, snake melon); watermelon (includes hybrids and/or varieties of <i>Citrullus lanatus</i>)		
Pest	Rate/Acre	Use Directions
Mites (see Target Species) Whiteflies*	2.0 pints (0.105 lb ai)	<ul style="list-style-type: none"> • Apply by ground application using a minimum of 20 gallons of water per acre. • Allow 14 days between applications. • Preharvest Interval (PHI): 3 days USE RESTRICTIONS <ul style="list-style-type: none"> • Do not apply by air. • Do not apply through any type of irrigation system. • Do not apply more than 4.0 pints (0.210 lb ai) per acre per year. • Do not make more than 2 applications per year.
*suppression		

Nonbearing Deciduous Fruit, Tree Nut, and Vines		
Pest	Rate/Acre	Use Directions
Leafhoppers Mealybugs Mites (see Target Species)	1.0 to 2.0 pints (0.053 to 0.105 lb ai)	<ul style="list-style-type: none"> • Apply by ground using a minimum of 75 gallons of water per acre. • Allow 14 days between applications. <p>USE RESTRICTIONS</p> <ul style="list-style-type: none"> • Do not apply by air. • Do not apply through any type of irrigation system. • Do not apply to citrus nurseries or citrus in greenhouses. • Do not apply more than 2.0 pints (0.105 lb ai) per acre per year. • Do not make more than 2 applications per year. • Do not harvest edible crops for 12 months following application unless the crop is listed on the label.

{OR the following use directions for Nonbearing Deciduous Fruit, Tree nut, and Vines, which specifies a single application rate at the top of the range rate. In this case, only one application per year will be permitted to align with maximum dosage allowed per year. Selection of use directions depends on the Alternate Brand Name FPL, areas of the U.S. where marketed, and specific target species that may affect management requirements.}

Nonbearing Deciduous Fruit, Tree Nut, and Vines		
Pest	Rate/Acre	Use Directions
Leafhoppers Mealybugs Mites (see Target Species)	2.0 pints (0.105 lb ai)	<ul style="list-style-type: none"> • Apply by ground using a minimum of 75 gallons of water per acre. <p>USE RESTRICTIONS</p> <ul style="list-style-type: none"> • Do not apply by air. • Do not apply through any type of irrigation system. • Do not apply to citrus nurseries or citrus in greenhouses. • Do not apply more than 2.0 pints (0.105 lb ai) per acre per year. • Do not make more than 1 application per year. • Do not harvest edible crops for 12 months following application unless the crop is listed on the label.

Ornamental Trees, Vines, Shrubs, Foliage, and Flowering Plants		
Pests	Rate/Acre	Use Directions
Leafhoppers Mealybugs Mites (see Target Species)	1.0 to 2.0 pints (0.053 to 0.105 lb ai)	<ul style="list-style-type: none"> • Apply by ground using a minimum of 50 gallons of water per acre. • Allow 14 days between applications. USE RESTRICTIONS <ul style="list-style-type: none"> • Do not apply by air. • Do not apply through any type of irrigation system. • Do not apply to citrus nurseries or citrus in greenhouses. • Do not apply more than 2.0 pints (0.105 lb ai) per acre per year.

Peanut		
Pest	Rate/Acre	Use Directions
Mites (see Target Species) Leafhoppers Whiteflies*	1.0 to 2.0 pints (0.053 to 0.105 lb ai)	<ul style="list-style-type: none"> • Apply by ground using a minimum of 10 gallons of water per acre. • Apply by air using a minimum of 3 gallons of water per acre. • As canopy density increases use of higher water volume will assure better coverage. • Allow 14 days between applications. • Preharvest Interval (PHI): 1 day. USE RESTRICTIONS <ul style="list-style-type: none"> • Do not apply through any type of irrigation system. • Do not apply more than 4.0 pints (0.210 lb ai) per acre per year. • Do not make more than 2 applications per year.
*suppression		

Peppermint, tops; Spearmint, tops		
Pest	Rate/Acre	Use Directions
Mites (see Target Species)	1.0 to 2.0 pints (0.053 to 0.105 lb ai)	<ul style="list-style-type: none"> • Apply by ground using a minimum of 25 gallons of water per acre. • Allow 7 days between applications. • Preharvest Interval (PHI): 1 day USE RESTRICTIONS <ul style="list-style-type: none"> • Do not apply by air. • Do not apply through any type of irrigation system. • Do not apply more than 4.0 pints (0.210 lb ai) per acre per year. • Do not make more than 2 applications per year.

Pome Fruit Group (Crop Group 11-10) apple; azarole; crabapple; loquat; mayhaw; medlar; pear; pear, Asian; quince; quince, Chinese; quince, Japanese; tejocote; cultivars, varieties, and/or hybrids of these		
Pest	Rate/Acre	Use Directions
Leafhoppers Mealybugs Mites (see Target Species)	1.0 to 2.0 pints (0.053 to 0.105 lb ai)	<ul style="list-style-type: none"> • Apply by ground using a minimum of 100 gallons of water per acre. • Allow 14 days between applications. • Preharvest Interval (PHI): 14 days. <p>USE RESTRICTIONS</p> <ul style="list-style-type: none"> • Do not apply by air. • Do not apply through any type of irrigation system. • Do not apply by Alternate Row Middle (ARM) spray method. • Do not apply more than 2.0 pints (0.105 lb ai) per acre per year. • Do not make more than 2 applications per year.
Leafhoppers Mealybugs Mites (see Target Species) Pear psylla	2.0 pints (0.105 lb ai)	<ul style="list-style-type: none"> • Apply by ground using a minimum of 100 gallons of water per acre. • Preharvest Interval (PHI): 14 days. <p>USE RESTRICTIONS</p> <ul style="list-style-type: none"> • Do not apply by air. • Do not apply through any type of irrigation system. • Do not apply by Alternate Row Middle (ARM) spray method. • Do not apply more than 2.0 pints (0.105 lb ai) per acre per year. • Do not make more than 1 application per year.

Small Fruit Vine Climbing Subgroup, except Fuzzy Kiwifruit (Crop Subgroup 13-07F)		
Amur river grape; gooseberry; grape; kiwifruit, hardy; maypop; schisandra berry; cultivars, varieties, and/or hybrids of these		
Pest	Rate/ Acre	Use Directions
Mites (see Target Species) Mealybugs Powdery Mildew*	2.0 pints (0.105 lb ai)	<ul style="list-style-type: none">• Apply by ground using a minimum of 50 gallons of water per acre.• When using an electro-static sprayer, less than 50 gallons of water per acre may be used; however, do not use less than 5 gallons of water per acre.• Allow 14 days between applications.• Preharvest Interval (PHI): 14 days• For vines with a heavy canopy, or in high pressure situations, higher water volumes are recommended. If lower water volume amounts are used, tractor speed must be reduced to ensure complete coverage. <p>USE RESTRICTIONS</p> <ul style="list-style-type: none">• Do not apply by air.• Do not apply through any type of irrigation system.• Do not apply more than 2.0 pints (0.105 lb ai) per acre per year.• Do not make more than 2 applications per year.
Willamette spider mite	1.5 to 2.0 pints (0.079 to 0.105 lb ai)	
Leafhoppers	1.0 to 2.0 pints ¹ (0.053 to 0.105 lb ai)	
*suppression		
¹ Use higher rate for dense foliage. Best control of leafhoppers is achieved by applications when majority of the population is in an immature development stage.		

Squash/Cucumber Subgroup (Crop Subgroup 9B)		
Chayote (fruit); Chinese waxgourd (Chinese preserving melon); cucumber; gherkin; gourd, edible (includes hyotan, cucuzza, hechima, Chinese okra); Momordica spp (includes balsam apple, balsam pear, bitter melon, Chinese cucumber); pumpkin; squash, summer (includes crookneck squash, scallop squash, straightneck squash, vegetable marrow, zucchini); squash, winter (includes butternut squash, calabaza, hubbard squash, acorn squash, spaghetti squash)		
Pest	Rate/Acre	Use Directions
Mites (see Target Species) Tomato (Potato) psyllid Whiteflies*	1.0 to 2.0 pints (0.053 to 0.105 lb ai)	<ul style="list-style-type: none"> • Apply by ground using a minimum of 40 gallons of water per acre. • Apply by air using a minimum of 10 gallons of water per acre. • Allow 14 days between applications. • Preharvest Interval (PHI): 1 day <p>USE RESTRICTIONS</p> <ul style="list-style-type: none"> • Do not apply through any type of irrigation system. • Do not apply more than 4.0 pints (0.210 lb ai) per acre per year. • Do not make more than 2 applications per year.
*suppression		

Stone Fruit Group (Crop Group 12-12)		
apricot; apricot, Japanese; capulin; cherry, black; cherry, Nanking; cherry, sweet; cherry, tart; Jujube, Chinese; nectarine; peach; plum; plum, American; plum, beach; plum, Canada; plum, cherry; plum, Chickasaw; plum, Damson; plum, Japanese; plum, Klamath; plum, prune; plumcot; sloe; cultivars, varieties, and/or hybrids of these		
Pest	Rate/Acre	Use Directions
Mites (see Target Species) Leafhoppers	2.0 pints (0.105 lb ai)	<ul style="list-style-type: none"> • Apply by ground using a minimum of 80 gallons of water per acre. • Allow 14 days between applications. • Preharvest Interval (PHI): 7 days <p>USE RESTRICTIONS</p> <ul style="list-style-type: none"> • Do not apply by air. • Do not apply through any type of irrigation system. • Do not apply more than 4.0 pints (0.210 lb ai) per acre per year. • Do not make more than 2 applications per year.

Tree Nut Group (Crop Group 14-12) [Use Permitted West of the Mississippi River] (excluding Almond and Pistachio) African nut-tree; beechnut; Brazil nut; Brazilian pine; bunya; bur oak; butternut; Cajou nut; candlenut; cashew; chestnut; chinquapin; coconut; coquito nut; dika nut; ginkgo; Guiana chestnut; hazelnut (filbert); heartnut; hickory nut; Japanese horse-chestnut; macadamia nut; mongongo nut; monkey-pot; monkey puzzle nut; Okari nut; Pachira nut; peach palm nut; pecan; pequi; Pili nut; pine nut; Sapucaia nut; walnut, black; walnut, English; yellowhorn; cultivars, varieties, and/or hybrids of these		
Pest	Rate/Acre	Use Directions
Mites (see Target Species)	1.5 to 4.0 pints (0.079 to 0.210 lb ai)	[WEST OF THE MISSISSIPPI RIVER] <ul style="list-style-type: none"> • Apply by ground using a minimum of 100 gallons of water per acre. • Allow 14 days between applications. • Preharvest Interval (PHI): 14 days USE RESTRICTIONS <ul style="list-style-type: none"> • Do not apply by air. • Do not apply through any type of irrigation system. • Do not apply more than 4.0 pints (0.210 lb ai) per acre per year. • Do not make more than 2 applications per year.

Tree Nut Group (Crop Group 14-12) [Use Permitted East of the Mississippi River] African nut-tree; almond; beechnut; Brazil nut; Brazilian pine; bunya; bur oak; butternut; Cajou nut; candlenut; cashew; chestnut; chinquapin; coconut; coquito nut; dika nut; ginkgo; Guiana chestnut; hazelnut (filbert); heartnut; hickory nut; Japanese horse-chestnut; macadamia nut; mongongo nut; monkey-pot; monkey puzzle nut; Okari nut; Pachira nut; peach palm nut; pecan; pequi; Pili nut; pine nut; pistachio; Sapucaia nut; tropical almond; walnut, black; walnut, English; yellowhorn; cultivars, varieties, and/or hybrids of these		
Pest	Rate/Acre	Use Directions
Mites (see Target Species)	2.0 pints (0.105 lb ai)	[EAST OF THE MISSISSIPPI RIVER] <ul style="list-style-type: none"> • Apply by ground using a minimum of 100 gallons of water per acre. • Preharvest Interval (PHI): 14 days USE RESTRICTIONS <ul style="list-style-type: none"> • Do not apply by air. • Do not apply through any type of irrigation system. • Do not apply more than 2.0 pints (0.105 lb ai) per acre per year. • Do not make more than 1 application per year.

Tropical and Subtropical, Medium to Large Fruit, Smooth, Inedible Peel Subgroup 24B, except Banana		
Abiu; akee apple; avocado; avocado, Guatemalan; avocado, Mexican; avocado, West Indian; bacury; binjai; canistel; cupuacu; etambe; jatoba; kei apple; langsai; lanjut; lucuma; mabolo; mango; mango, horse; mango, Saipan; mangosteen; paho; papaya; pawpaw, common; pelipisan; pequi; pequia; persimmon, American; plantain; pomegranate; poshte; quandong; sapote, black; sapote, green; sapote, white; sataw; screw-pine; star apple; tamarind-of-the-Indies; wild loquat; cultivars, varieties, and hybrids of these commodities		
Pest	Rate/Acre	Use Directions
Mites (see Target Species) Citrus flat mite Whiteflies*	1.0 to 2.0 pints (0.053 to 0.105 lb ai)	<ul style="list-style-type: none"> • Apply by ground using a minimum of 95 gallons of water per acre. • Apply by air using a minimum of 50 gallons of water per acre. • As canopy density increases use of higher water volume will assure better coverage. • Allow 14 days between applications. • Preharvest Interval (PHI): 1 day <p>USE RESTRICTIONS</p> <ul style="list-style-type: none"> • Do not apply through any type of irrigation system. • Do not apply more than 4.0 pints (0.210 lb ai) per acre per year. • Do not make more than 2 applications per year.
*suppression		

Tuberous and Corm Vegetable Subgroup (Crop Subgroup 1C)		
arracacha; arrowroot; artichoke, Chinese; artichoke, Jerusalem; canna, edible (Queensland arrowroot); cassava, bitter and sweet; chayote (root); chufa; dasheen (taro); ginger; leren; potato; sweet potato; tanier (cocoyam); turmeric; yam bean (jicama, manioc pea); yam, true		
Pest	Rate/Acre	Use Directions
Mites Tomato (Potato) psyllid Potato leafhopper	2.0 pints (0.105 lb ai)	<ul style="list-style-type: none"> • Apply by ground using a minimum of 20 gallons of water per acre. • Apply by air using a minimum of 5 gallons of water per acre. • Allow 7 days between applications. • Preharvest Interval (PHI): 7 days <p>USE RESTRICTIONS</p> <ul style="list-style-type: none"> • Do not apply through any type of irrigation system. • Do not apply more than 4.0 pints (0.210 lb ai) per acre per year. • Do not make more than 2 applications per year.

IMPORTANT: READ BEFORE USE

By using this product, user or buyer accepts the following conditions, warranty, disclaimer of warranties and limitations of liability.

CONDITIONS: The directions for use of this product are believed to be accurate and must be followed carefully. However, because of extreme weather and soil conditions, use methods and other factors beyond the control of Nichino America, Inc. (NAI), it is impossible for NAI to eliminate all risks associated with the use of this product. As a result, crop injury or ineffectiveness is always possible. To the extent consistent with applicable law, all such risks are assumed by the user or buyer.

DISCLAIMER OF WARRANTIES: TO THE EXTENT CONSISTENT WITH APPLICABLE LAW, THERE ARE NO WARRANTIES, EXPRESS OR IMPLIED, OF MERCHANTABILITY OR OF FITNESS FOR A PARTICULAR PURPOSE OR OTHERWISE, WHICH EXTEND BEYOND THE STATEMENTS MADE ON THIS LABEL. No agent of NAI is authorized to make any warranties beyond those contained herein or to modify the warranties contained herein. To the extent consistent with applicable law, NAI disclaims any liability whatsoever for incidental or consequential damages, including, but not limited to, liability arising out of breach of contract, express or implied warranty (including warranties of merchantability and fitness for a particular purpose), tort, negligence, strict liability or otherwise.

LIMITATIONS OF LIABILITY: TO THE EXTENT CONSISTENT WITH APPLICABLE LAW, THE EXCLUSIVE REMEDY OF THE USER OR BUYER FOR ANY AND ALL LOSSES, INJURIES OR DAMAGES RESULTING FROM THE USE OR HANDLING OF THIS PRODUCT, WHETHER IN CONTRACT, WARRANTY, TORT, NEGLIGENCE, STRICT LIABILITY OR OTHERWISE, SHALL NOT EXCEED THE PURCHASE PRICE PAID, OR AT THE ELECTION OF NICHINO AMERICA, THE REPLACEMENT OF PRODUCT.

©2020 Nichino America, Inc.

AKARI, FujiMite, MITEUS, and Nichino America logo are registered trademarks of Nichino America, Inc.

Viton is a trademark of The Chemours Company.

{Optional statement to be included on the first page of Akari 5SC final printed label:}
[FOR USE ON ORNAMENTALS GROWN IN GREENHOUSES AND NURSERIES, GREENHOUSE CUCUMBERS, GREENHOUSE TOMATOES, GREENHOUSE PEPPERS, ORNAMENTAL TREES, VINES, SHRUBS, FOLIAGE, AND FLOWERING PLANTS]

DIRECTIONS FOR USE

It is a violation of Federal Law to use this product in a manner inconsistent with its labeling.

Do not apply this product in a way that will contact workers or other persons, either directly or through drift. Only protected handlers may be in the area during application. For any requirements specific to your state or Tribe, consult the State or Tribal agency responsible for pesticide regulation.

ENDANGERED SPECIES PROTECTION REQUIREMENTS

This product may have effects on endangered species. When using this product, you must follow the measures contained in the Endangered Species Protection Bulletin for the area in which you are applying the product. To obtain Bulletins, no more than six months before using this product, consult <http://www.epa.gov/espp/> or call 1-844-447-3813. You must use the Bulletin valid for the month in which you will apply the product.

AGRICULTURAL USE REQUIREMENTS

Use this product only in accordance with its labeling and with the Worker Protection Standard 40 CFR Part 170. This Standard contains requirements for the protection of agricultural workers on farms, forests, nurseries, and greenhouses, and handlers of agricultural pesticides. It contains requirements for training, decontamination, notification, and emergency assistance. It also contains specific instructions and exceptions pertaining to the statements on this label about personal protective equipment (PPE) and restricted-entry interval. The requirements in this box only apply to uses of this product that are covered by the Worker Protection Standard. Do not enter or allow worker entry into treated areas during the restricted entry interval (REI) of 12 hours.

For early entry into treated areas that is permitted under the Worker Protection Standard and that involves contact with anything that has been treated, such as plants, soil, or water, wear:

- Coveralls
- Protective eyewear
- Chemical-resistant gloves (such as barrier laminate, butyl rubber, nitrile rubber, neoprene rubber, and/or Viton)
- Shoes plus socks

NONAGRICULTURAL USE REQUIREMENTS

The requirements in this box apply to uses of this product that are NOT within the scope of the Worker Protection Standard for agricultural pesticides (40 CFR Part 170). The WPS applies when this product is used to produce agricultural plants on farms, forests, or greenhouses. For other uses, including interiorscapes and other nonagricultural uses, do not enter treated areas without protective clothing until sprays have dried.

PRODUCT INFORMATION

Akari® 5SC Miticide/Insecticide is a contact Miticide/Insecticide used for the control of several mite and insect species on cucumbers, tomatoes, and peppers grown in the greenhouse; and all ornamental crops including flowering and foliage crops, nursery crops, nonbearing fruit trees and vines; and Christmas trees. These include those crops grown in greenhouses, shade and lathe houses, outdoor nurseries and fields, and in interiorscapes.

The use directions of this product are based on the results of product testing programs on a wide variety of ornamental plants. However, it is impossible to test this product on all species and cultivars. This

{Sub-label B: Greenhouse Food Crops and Ornamental (Non-food Crop) Uses}

product's phytotoxicity has been assessed on a wide variety of common ornamental plants with no phytotoxicity. However, not all plant species and their varieties and cultivars have been tested with possible tank-mix combinations, sequential pesticide treatments, and adjuvants and surfactants. Local conditions also can influence crop tolerance and may not match those under which testing has been conducted. Therefore, before using this product, test it on a sample of the crop to be treated to ensure that a phytotoxic response will not occur as a result of applications.

This product should be used in a program with other products to provide season-long protection. Apply as a spray as set forth in the **APPLICATION DIRECTIONS** section of this label, using sufficient water volume to obtain thorough coverage of plants. Under severe mite and insect pressure, use the maximum rates and the shorter spray interval as specified on the label. Dense foliage or excessive growth will often prevent adequate coverage; adjust spray volumes accordingly.

Akari 5SC Miticide/Insecticide is a 5% Suspension Concentrate containing 0.42 lb. of fenpyroximate per gallon, which, when mixed with water according to the DIRECTIONS FOR USE, will control mite and insect pests on ornamentals and labeled greenhouse vegetables.

Akari 5SC Miticide/Insecticide works primarily through contact action, **so thorough spray coverage is necessary**. Mix with sufficient water and apply as a foliar spray to obtain uniform coverage. Treat plants when pests are at a susceptible stage and populations are building, before crop damage occurs.

Akari 5SC Miticide/Insecticide stops feeding immediately after application. It provides this immediate stop-feeding action together with a cessation of egg laying, before mites die 4 to 7 days after exposure.

Target Species	
Apple rust mite*	Mint bud mite
Asian citrus psyllid	Pacific spider mite
Avocado Brown mite	Pear psylla
Banks grass mite	Pear rust mite
Broad mite	Pecan leaf scorch mite
Carmine mite	Persea mite
Citricola scale	Plum nursery mite
Citrus bud mite	Potato leafhopper
Citrus flat mite	Powdery Mildew*
Citrus leafminer*	Six spotted mite
Citrus red mite	Strawberry spider mite
Citrus rust mite	Texas citrus mite
Citrus thrips*	Tomato (Potato) psyllid
Cyclamen mite	Tomato russet mite
European red mite	Two-spotted spider mite
Glassy-winged sharpshooter*	Variegated leafhopper
Grape leafhopper	White apple leafhopper
Hazelnut-Filbert bud mite	Whiteflies*
McDaniel mite	Willamette spider mite
Mealybug species	

*suppression

USE OF ADJUVANTS

When thorough coverage is a concern, use a spray adjuvant to maximize uniformity of coverage and performance of this product. Use a non-ionic activator type wetting, spreading or penetrating adjuvant or horticultural spray oil adjuvant. Do not use a dormant oil, or binder or sticker-type adjuvant. Non-ionic adjuvants (NIS) should contain at least 75% surfactant. Crop oil concentrates (COC), methylated seed or vegetable oils (MSO), organosilicone products (OS), or blends of these adjuvants should contain at least 15% emulsifier/surfactant. Check compatibility of any adjuvant used with this product before using. Follow the Directions for Use on each adjuvant product label for rates of use and use restrictions.

COMPATIBILITY OF SPRAY MIXTURES

Akari 5SC Miticide/Insecticide is believed to be compatible with most commonly used fungicides, insecticides, micronutrients, growth regulators, and spray adjuvants. Consult specific product labels for additional information. It is always a good idea to conduct a tank-mix compatibility test when you plan to mix this product with other products.

To determine the physical compatibility of this product with other products, use a jar test. Using a jar, add the proportionate amounts of the products to approximately one quart of water with agitation. Add dry formulations first, then flowables, then emulsifiable concentrates last. After thorough mixing, allow this mixture to stand for 5 minutes. If the combination remains mixed or can be remixed readily, it is physically compatible. Once compatibility has been proven, use the same procedure for adding required ingredients to the spray tank. It is suggested that combinations be used on a small number of plants before treating large areas to check for cultivar sensitivity.

It is the pesticide user's responsibility to ensure that all products are registered for the intended use. Read and follow the applicable restrictions and limitations and directions for use on all product labels involved in tank mixing. Users must follow the most restrictive directions for use and precautionary statements of each product in the tank mixture.

MIXING DIRECTIONS

Shake well before using.

Please read COMPATIBILITY OF SPRAY MIXTURES section prior to any tank mixing with this product. Begin with clean equipment. Prepare only the amount of spray solution needed to treat the target area. Add sufficient clean water to the spray tank for one-half of the mix load. Where possible, start agitation and properly suspend the necessary amount of this product in the tank. Agitate to ensure thorough mixing while adding the remaining required water volume and other products. This product should be properly suspended and diluted prior to the addition of any adjuvant or before spraying. Consult the adjuvant label or manufacturer for crop tolerance and safety information when using this product. Maintain agitation during mixing and application. If agitation is stopped for any reason, the spray solution must be thoroughly remixed prior to further use.

APPLICATION RESTRICTIONS

- Do not apply within 75 feet of fish-bearing waters.
- In Florida, do not use on bearing or non-bearing commercial fruit trees and vines.
- Do not apply this product through any type of irrigation system.
- Do not use products with the same mode of action in consecutive applications.
- Do not apply this product as a smoke or aerosol.
- Do not apply to fruit trees and vines that will bear harvestable fruit within 12 months unless the crop appears on the label.

APPLICATION DIRECTIONS

Applications should be made immediately after the spray solution is prepared. Thorough spray coverage is essential for mite control.

Apply **Akari 5SC Miticide/Insecticide** using a properly calibrated sprayer in a minimum of 100 gallons of water per acre to ensure uniform, adequate coverage. Be sure to apply in sufficient water to obtain thorough coverage of all plant parts.

- Apply with high or low volume spray equipment to greenhouse cucumbers, greenhouse tomatoes, and greenhouse peppers
- Apply with high volume, low volume, or ultra low volume (thermal and non-thermal foggers, misters, etc.) spray equipment to ornamental trees, vines, shrubs, foliage, and flowering plants

{Sub-label B: Greenhouse Food Crops and Ornamental (Non-food Crop) Uses}

Follow the spray equipment manufacturer's directions to determine the amount of spray solution required to obtain thorough coverage. Consult the spray equipment manufacturer's operator's manual, spray nozzle catalogs and/or your crop advisor for more information. Except for use on greenhouse cucumbers, greenhouse tomatoes, and greenhouse peppers, a wetting agent or other spray adjuvant, approved for use on the crop, may be added to spray solutions according to the manufacturer's use instructions to achieve optimum mite and insect control.

For best results, apply when pest populations are beginning to build, before reaching economic thresholds. Consult your local agricultural advisor, state cooperative extension service, or regional Nichino America representative for further information.

RESISTANCE MANAGEMENT

For resistance management, AKARI 5SC Miticide/Insecticide contains a Group 21A miticide/ insecticide. Any insect/mite population may contain individuals naturally resistant to AKARI 5SC Miticide/Insecticide and other Group 21A insecticides/ acaricides. The resistant individuals may dominate the insect/mite population if this group of insecticides/ acaricides are used repeatedly in the same fields. Appropriate resistance-management strategies should be followed.

To delay insecticide/ acaricide resistance, take the following steps:

- Rotate the use of AKARI 5SC Miticide/Insecticide or other Group 21A insecticides/ acaricides within a growing season, or among growing seasons, with different groups that control the same pests.
- Use tank mixtures with insecticides/acaricides from a different group that are equally effective on the target pest when such use is permitted. Do not rely on the same mixture repeatedly for the same pest population. Consider any known cross-resistance issues (for the targeted pests) between the individual components of a mixture. In addition, consider the following recommendations provided by the Insecticide Resistance Action Committee (IRAC):
 - Individual insecticides selected for use in mixtures should be highly effective and be applied at the rates at which they are individually registered for use against the target species.
 - Mixtures with components having the same IRAC mode of action classification are not recommended for insect resistance management.
 - When using mixtures, consider any known cross-resistance issues between the individual components for the targeted pest(s).
 - Mixtures become less effective if resistance is already developing to one or both active ingredients, but they may still provide pest management benefits.
 - The insect resistance management benefits of an insecticide mixture are greatest if the two components have similar periods of residual insecticidal activity. Mixtures of insecticides with unequal periods of residual insecticide activity may offer an insect resistance management benefit only for the period where both insecticides are active.
- Adopt an integrated pest management program for insecticide/acaricides use that includes scouting, uses historical information related to pesticide use, crop rotation, record keeping, and which considers cultural, biological and other chemical control practices.
- Monitor after application for unexpected target pest survival. If the level of survival suggests the presence of resistance, consult with your local university specialist or certified pest control advisor.
- Contact your local extension specialist or certified crop advisors for any additional pesticide resistance-management and/or IPM recommendations for the specific site and pest problems in your area.
- Report lack of performance to registrant or their representative.

Application Rates for Akari 5SC Miticide/Insecticide on Cucumbers Grown in Greenhouses		
Pests	Application Rate Fl. Oz./100 Gallons	Use Directions
Spider mites Whitefly*	16 to 32 fl oz (0.053 to 0.105 lb ai)	<ul style="list-style-type: none"> • Preharvest Interval (PHI): 7 days • Apply with low or high volume ground equipment only. Follow the spray equipment manufacturer's directions to determine the amount of spray solution required to obtain thorough coverage. Consult the spray equipment manufacturer's operator's manual, spray nozzle catalogs and/or your crop advisor for more information. <p>USE RESTRICTIONS</p> <ul style="list-style-type: none"> • Do not apply through any type of irrigation system. • Do not apply in Ultra Low Volume Equipment. • Do not apply more than 100 gallons spray per acre. • Do not apply more than 32 fl oz (0.105 lb. ai) per acre per crop cycle. • Do not make more than 1 application per crop cycle • Do not make more than 2 applications per year.
*suppression		

Application Rates for Akari 5SC Miticide/Insecticide on Tomatoes and Peppers Grown in Greenhouses		
Pests	Application Rate Fl. Oz./100 Gallons	Directions for Use
Mites Tomato (Potato) psyllid Whitefly*	16 to 32 fl oz (0.053 to 0.105 lb ai)	<ul style="list-style-type: none"> • Allow 14 days between applications. • Preharvest Interval (PHI): 1 day • Apply with low or high volume ground equipment only. Follow the spray equipment manufacturer's directions to determine the amount of spray solution required to obtain thorough coverage. Consult the spray equipment manufacturer's operator's manual, spray nozzle catalogs and/or your crop advisor for more information. <p>USE RESTRICTIONS</p> <ul style="list-style-type: none"> • Do not apply through any type of irrigation system. • Do not apply in Ultra Low Volume Equipment. • Do not apply more than 100 gallons spray per acre. • Do not apply more than 64 fl oz (0.210 lb ai) per acre per crop cycle. • Do not make more than 2 applications per crop cycle. • Do not make more than 4 applications per year.
*suppression		

Application Rates for Akari 5SC Miticide/Insecticide on Ornamental Trees, Vines, Shrubs, Foliage, and Flowering Plants		
Pests	Application Rate Fl. Oz./100 Gallons	Use Directions
Spider mites	16 to 24 fl oz (0.053 to 0.079 lb ai)	<ul style="list-style-type: none"> • Use in sufficient volume to obtain uniform plant coverage.
Tarsonemid mites - Broad mite (<i>Polyphagotarsonemus latus</i>) - Cyclamen mite (<i>Phytonemus pallidus</i>)	24 fl oz (0.079 lb ai)	<ul style="list-style-type: none"> • 100 gallons of spray will typically cover 20,000 sq. ft. of greenhouse. • Allow 14 days between applications. • Use the lower rate for low to moderate spider mite populations.
Eriophyid mites (rust, gall, and bud mites) including but not limited to: - Hemlock rust mite (<i>Nalepella tsugifoliae</i>) - Hackberry rust mite	24 fl oz (0.079 lb ai)	USE RESTRICTIONS <ul style="list-style-type: none"> • Do not apply within 75 feet of fish-bearing waters. • Do not apply by air. • Do not make more than 2 applications per crop cycle. • Do not make more than 2 applications per year.
Mealybugs*, including but not limited to: - Citrus mealybug (<i>Planococcus citri</i>) - Long-tailed mealybug (<i>Pseudococcus longispinus</i>)	24 fl oz (0.079 lb ai)	<ul style="list-style-type: none"> • Do not apply more than 10 gallons of spray per 1,000 sq. ft. per application. • Do not apply more than 48 fl. oz. (0.158 lb ai) per 20,000 sq. ft. per year.
*For suppression of certain mealybug pests, use in sufficient volume to obtain uniform plant coverage		

IMPORTANT: READ BEFORE USE

By using this product, user or buyer accepts the following conditions, warranty, disclaimer of warranties and limitations of liability.

CONDITIONS: The directions for use of this product are believed to be accurate and must be followed carefully. However, because of extreme weather and soil conditions, use methods and other factors beyond the control of Nichino America, Inc. (NAI), it is impossible for NAI to eliminate all risks associated with the use of this product. As a result, crop injury or ineffectiveness is always possible. To the extent consistent with applicable law, all such risks are assumed by the user or buyer.

DISCLAIMER OF WARRANTIES: TO THE EXTENT CONSISTENT WITH APPLICABLE LAW, THERE ARE NO WARRANTIES, EXPRESS OR IMPLIED, OF MERCHANTABILITY OR OF FITNESS FOR A PARTICULAR PURPOSE OR OTHERWISE, WHICH EXTEND BEYOND THE STATEMENTS MADE ON THIS LABEL. No agent of NAI is authorized to make any warranties beyond those contained herein or to modify the warranties contained herein. To the extent consistent with applicable law, NAI disclaims any liability whatsoever for incidental or consequential damages, including, but not limited to, liability arising out of breach of contract, express or implied warranty (including warranties of merchantability and fitness for a particular purpose), tort, negligence, strict liability or otherwise.

LIMITATIONS OF LIABILITY: TO THE EXTENT CONSISTENT WITH APPLICABLE LAW, THE EXCLUSIVE REMEDY OF THE USER OR BUYER FOR ANY AND ALL LOSSES, INJURIES OR DAMAGES RESULTING FROM THE USE OR HANDLING OF THIS PRODUCT, WHETHER IN CONTRACT, WARRANTY, TORT, NEGLIGENCE, STRICT LIABILITY OR OTHERWISE, SHALL NOT EXCEED THE PURCHASE PRICE PAID, OR AT THE ELECTION OF NICHINO AMERICA, THE REPLACEMENT OF PRODUCT.

©2020 Nichino America, Inc.

Akari, FujiMite, Miteus, and Nichino America logo are registered trademarks of Nichino America, Inc.

Viton is a trademark of The Chemours Company

SUPPLEMENTAL LABEL

FENPYROXIMATE GROUP 21A INSECTICIDE

AKARI® 5SC [FUJIMITE® SC] [MITEUS®] Miticide/Insecticide

EPA Reg. No. 71711-4

For Use On: Bushberry Subgroup (Crop Subgroup 13-07B) excluding Highbush Cranberry

This supplemental label expires December 12, 2022 and must not be used or distributed after this date.

DIRECTIONS FOR USE

It is a violation of Federal law to use this product in a manner inconsistent with its labeling.

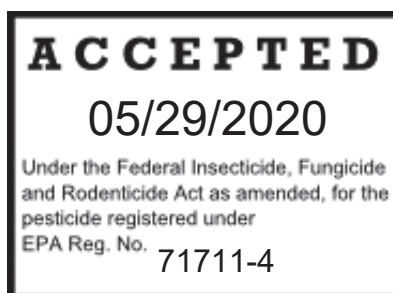
This labeling and the EPA approved container label must be in the possession of the user at the time of application. Read the label affixed to the container for AKARI 5SC Miticide/Insecticide before applying. Use of AKARI 5SC Miticide/Insecticide according to this labeling is subject to the use precautions and limitations imposed by the label affixed to the container for AKARI 5SC Miticide/Insecticide.

New use directions appear on this supplemental labeling that may be different from those that appear on the container label.

APPLICATION RATE CHART FOR AKARI 5SC MITICIDE/INSECTICIDE

Bushberry Subgroup (Crop Subgroup 13-07B) excluding Highbush Cranberry Aronia berry; blueberry, highbush; blueberry, lowbush; buffalo currant; Chilean guava; currant, black; currant, red; elderberry; European barberry; gooseberry; honeysuckle, edible; huckleberry; jostaberry; Juneberry (Saskatoon berry); lingonberry; native currant; salal; sea buckthorn; cultivars, varieties, and/or hybrids of these		
Pest	Rate/Acre	Use Directions
Mites (see Target Species) Whiteflies*	1.0 to 2.0 pints (0.053 to 0.105 lb ai)	<ul style="list-style-type: none">• Apply by ground application using a minimum of 25 gallons of water per acre.• When using an electro-static sprayer, less than 25 gallons of water per acre may be used; however, do not use less than 10 gallons of water per acre.• Allow 14 days between applications.• Preharvest Interval (PHI): 1 day <p>USE RESTRICTIONS</p> <ul style="list-style-type: none">• Do not apply by air.• Do not apply through any type of irrigation system.• Do not apply more than 4.0 pints (0.210 lb ai) per acre per year.• Do not make more than 2 applications per year.
*suppression		

©2020 Nichino America, Inc. AKARI, FUJIMITE, MITEUS and Nichino America logo are registered trademarks of Nichino America, Inc.



NICHINO
AMERICA®
Nichino America, Inc.
4550 Linden Hill Road, Suite 501
Wilmington, DE 19808
888-740-7700

SUPPLEMENTAL LABEL

FENPYROXIMATE GROUP 21A INSECTICIDE

AKARI® 5SC [FUJIMITE® SC] [Miteus®] Miticide/Insecticide
EPA Reg. No. 71711-4

For Use On: Peanut

This supplemental label expires May 29, 2023 and must not be used or distributed after this date.

DIRECTIONS FOR USE

It is a violation of Federal law to use this product in a manner inconsistent with its labeling.

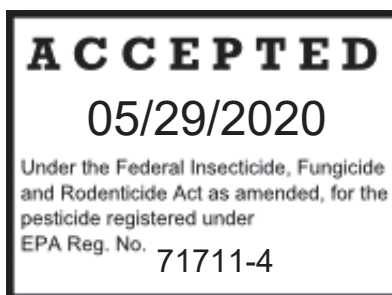
This labeling and the EPA approved container label must be in the possession of the user at the time of application. Read the label affixed to the container for AKARI 5SC Miticide/Insecticide before applying. Use of AKARI 5SC Miticide/Insecticide according to this labeling is subject to the use precautions and limitations imposed by the label affixed to the container for AKARI 5SC Miticide/Insecticide.

New use directions appear on this supplemental labeling that may be different from those that appear on the container label.

APPLICATION RATE CHART FOR AKARI® 5SC MITICIDE/INSECTICIDE

Peanut		
Pest	Rate/Acre	Use Directions
Mites (see Target Species)	1.0 to 2.0 pints (0.053 to 0.105 lb ai)	<ul style="list-style-type: none">• Apply by ground using a minimum of 10 gallons of water per acre.• Apply by air using a minimum of 3 gallons of water per acre.• As canopy density increases use of higher water volume will assure better coverage.• Allow 14 days between applications.• Preharvest Interval (PHI): 1 day <p>USE RESTRICTIONS</p> <ul style="list-style-type: none">• Do not apply through any type of irrigation system.• Do not apply more than 4.0 pints (0.210 lb ai) per acre per year.• Do not make more than 2 applications per year.
Leafhoppers		
Whiteflies*		
*suppression		

©2020 Nichino America, Inc. AKARI, FUJIMITE, MITEUS, and Nichino America logo are registered trademarks of Nichino America, Inc.



**NICHINO
AMERICA®**
Nichino America, Inc.
4550 Linden Hill Road, Suite 501
Wilmington, DE 19808
888-740-7700

SUPPLEMENTAL LABEL

FENPYROXIMATE GROUP 21A INSECTICIDE

AKARI® 5SC [FUJIMITE® SC] [MITEUS®] Miticide/Insecticide

EPA Reg. No. 71711-4

For Use On: Tropical and Subtropical, Medium to Large Fruit, Smooth, Inedible Peel Subgroup 24B, except Banana

This supplemental label expires May 29, 2023 and must not be used or distributed after this date.

DIRECTIONS FOR USE

It is a violation of Federal law to use this product in a manner inconsistent with its labeling.

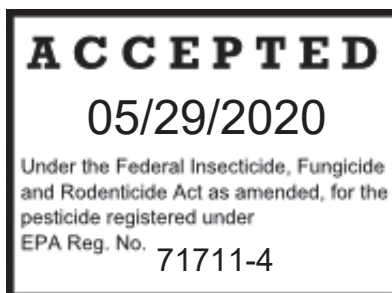
This labeling and the EPA approved container label must be in the possession of the user at the time of application. Read the label affixed to the container for AKARI 5SC Miticide/Insecticide before applying. Use of AKARI 5SC Miticide/Insecticide according to this labeling is subject to the use precautions and limitations imposed by the label affixed to the container for AKARI 5SC Miticide/Insecticide.

New use directions appear on this supplemental labeling that may be different from those that appear on the container label.

APPLICATION RATE CHART FOR AKARI® 5SC MITICIDE/INSECTICIDE

Tropical and Subtropical, Medium to Large Fruit, Smooth, Inedible Peel Subgroup 24B, except Banana Abiu; akee apple; avocado; avocado, Guatemalan; avocado, Mexican; avocado, West Indian; bacury; binjai; canistel; cupuacu; etambe; jatoba; kei apple; langsat; lanjut; lucuma; mabolo; mango; mango, horse; mango, Saipan; mangosteen; paho; papaya; pawpaw, common; pelipisan; pequi; pequia; persimmon, American; plantain; pomegranate; poshte; quandong; sapote, black; sapote, green; sapote, white; sataw; screw-pine; star apple; tamarind-of-the-Indies; wild loquat; cultivars, varieties, and hybrids of these commodities		
Pest	Rate/Acre	Use Directions
Mites (see Target Species)	1.0 to 2.0 pints (0.053 to 0.105 lb ai)	<ul style="list-style-type: none">• Apply by ground using a minimum of 95 gallons of water per acre.• Apply by air using a minimum of 50 gallons of water per acre.• As canopy density increases use of higher water volume will assure better coverage.• Allow 14 days between applications.• Preharvest Interval (PHI): 1 day <p>USE RESTRICTIONS</p> <ul style="list-style-type: none">• Do not apply through any type of irrigation system.• Do not apply more than 4.0 pints (0.210 lb ai) per acre per year.• Do not make more than 2 applications per year.
Citrus flat mite		
Whiteflies*		
*suppression		

©2020 Nichino America, Inc. AKARI, FUJIMITE, MITEUS, and Nichino America logo are registered trademarks of Nichino America, Inc.



NICHINO
AMERICA®
Nichino America, Inc.
4550 Linden Hill Road, Suite 501
Wilmington, DE 19808
888-740-7700