



U.S. ENVIRONMENTAL PROTECTION AGENCY

Office of Pesticide Programs
Registration Division (7505T)
1200 Pennsylvania Ave., N.W.
Washington, D.C. 20460

EPA Reg. Number:

71532-42

Date of Issuance:

5/21/25

NOTICE OF PESTICIDE:

☒ Registration
☐ Reregistration
(under FIFRA, as amended)

Term of Issuance:

Unconditional

Name of Pesticide Product:

AcefourPrime

Name and Address of Registrant (include ZIP Code):

LG Chem Ltd
c/o Ag-Chem Consulting
12644 Chapel Road
Clifton, VA 20124

Note: Changes in labeling differing in substance from that accepted in connection with this registration must be submitted to and accepted by the Registration Division prior to use of the label in commerce. In any correspondence on this product always refer to the above EPA registration number.

On the basis of information furnished by the registrant, the above named pesticide is hereby registered under the Federal Insecticide, Fungicide, and Rodenticide Act (FIFRA).

Registration is in no way to be construed as an endorsement or recommendation of this product by the Agency. In order to protect health and the environment, the Administrator, on his motion, may at any time suspend or cancel the registration of a pesticide in accordance with the Act. The acceptance of any name in connection with the registration of a product under this Act is not to be construed as giving the registrant a right to exclusive use of the name or to its use if it has been covered by others.

This product is unconditionally registered in accordance with FIFRA section 3(c)(5) provided that you:

1. Submit and/or cite all data required for registration/reregistration/registration review of your product when the Agency requires all registrants of similar products to submit such data.

Continues page 2

Signature of Approving Official:

Emily Schmid

Emily Schmid, Product Manager 25
Herbicide Branch, Registration Division (7505P)

Date:

5/21/25

2. Make the following label changes before you release the product for shipment:
 - Revise the EPA Registration Number to read, "EPA Reg. No. 71532-42."
3. Submit one copy of the final printed label for the record before you release the product for shipment.

Should you wish to add/retain a reference to the company's website on your label, then please be aware that the website becomes labeling under FIFRA and is subject to review by the Agency. If the website is false or misleading, the product would be misbranded and unlawful to sell or distribute under FIFRA section 12(a)(1)(E). 40 CFR 156.10(a)(5) lists examples of statements EPA may consider false or misleading. In addition, regardless of whether a website is referenced on your product's label, claims made on the website may not substantially differ from those claims approved through the registration process. Therefore, should the Agency find or if it is brought to our attention that a website contains false or misleading statements or claims substantially differing from the EPA approved registration, the website will be referred to the EPA's Office of Enforcement and Compliance.

If these conditions are not complied with, the registration will be subject to cancellation in accordance with FIFRA section 6. Your release for shipment of the product constitutes acceptance of these conditions. A stamped copy of the label is enclosed for your records.

The record for this product currently contains the following CSF(s):

- Basic CSF dated 09/30/2024

If you have any questions, please contact Margaret Golembiewski at (202)566-0304 or at golembiewski.margaret@epa.gov.

Enclosure

ACETOCHLOR	GROUP	15	HERBICIDES
MESOTRIONE	GROUP	27	HERBICIDES
CLOPYRALID	GROUP	4	HERBICIDES

AcefourPrime

For Use in Field Corn, Field Seed Corn, Field Silage Corn, and Yellow Popcorn to Control Annual Grasses and Broadleaf Weeds.

ACTIVE INGREDIENTS:

WT. BY %

Acetochlor, 2-chloro-N-ethoxymethyl-N-(2-ethyl-6-methylphenyl)acetamide31.0%
 Mesotrione, 2-[4-(methylsulfonyl)-1,3-cyclohexanedione 3.3%
 Clopyralid, 3,6-dichloro-2-pyridinecarboxylic acid, monoethanolamine salt2.7%

OTHER INGREDIENTS:..... 63.0%

TOTAL: 100.00%

Contains 2.8 lbs./gal. acetochlor, 0.30 lb./gal. mesotrione, and 0.19 lb./gal. clopyralid, acid equivalent (3,6-dichloro-pyridinecarboxylic acid).

KEEP OUT OF REACH OF CHILDREN WARNING

Si usted no entiende la etiqueta, busque a alguien para que se la explique a usted en detalle.
 (If you do not understand this label, find someone to explain it to you in detail.)

FIRST AID	
IF SWALLOWED:	<ul style="list-style-type: none"> • Call a poison control center or doctor immediately for treatment advice. • Have person sip a glass of water if able to swallow. • Do not induce vomiting unless told to do so by a poison control center or doctor. • Do not give anything by mouth to an unconscious person.
IF ON SKIN OR CLOTHING:	<ul style="list-style-type: none"> • Take off contaminated clothing. • Rinse skin immediately with plenty of water for 15-20 minutes. • Call a poison control center or doctor for treatment advice.
IF IN EYES:	<ul style="list-style-type: none"> • Hold eye open and rinse slowly and gently with water for 15-20 minutes. • Remove contact lenses, if present, after the first 5 minutes, then continue rinsing eye. • Call a poison control center or doctor for treatment advice.
HOTLINE NUMBER	
Have the product container or label with you when calling a poison control center or doctor or going for treatment. For emergency information concerning this product, call your poison control center at 1-800-222-1222 .	

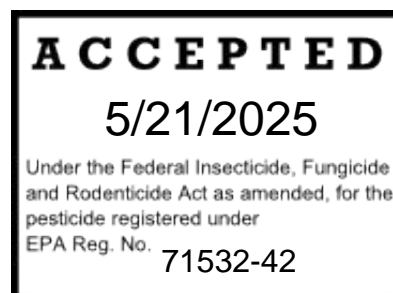
[Optional referral statements when booklets and container labels are used:]

[See label booklet for [complete] [additional] [First Aid,] [Precautionary Statements], [Directions For Use], and [Storage and Disposal].]

Manufactured [For][By]:
 LG Chem Ltd.
 128 Yeoui-daero, Yeongdeungpo-gu
 Seoul, Korea 07336

EPA Reg. No. 71532-
 EPA Est. No.

Net Content:



PRECAUTIONARY STATEMENTS
HAZARDS TO HUMANS AND DOMESTIC ANIMALS
WARNING

May be fatal if swallowed. Harmful if absorbed through skin. Causes moderate eye irritation. Prolonged or frequently repeated skin contact may cause allergic reactions in some individuals. Avoid contact with skin, eyes, or clothing. Wash hand thoroughly with soap and water after handling and before eating, drinking, chewing gum, using tobacco, or using the toilet. Remove and wash contaminated clothing before reuse.

PERSONAL PROTECTIVE EQUIPMENT (PPE)

Applicators and other handlers must wear:

- Long-sleeved shirt and long pants
- Chemical-resistant gloves made of any waterproof material
- Shoes plus socks

Discard clothing and other absorbent materials that have been drenched or heavily contaminated with this prod not reuse them. Follow manufacturer s instructions for cleaning/maintaining PPE. If no such instructions for washables exist, use detergent and hot water. Keep and wash PPE separately from other laundry.

ENGINEERING CONTROLS STATEMENT

When handlers use closed systems or enclosed cabs in a manner that meets the requirements listed in the Worker Protection Standard (WPS) for agricultural pesticides [40 CFR 170.240(d)(5)], the handler PPE requirements may be reduced or modified as specified in the WPS.

USER SAFETY RECOMMENDATIONS

Users should:

- Wash hands before eating, drinking, chewing gum, using tobacco, or using the toilet.
- Remove clothing/PPE immediately if pesticide gets inside. Then wash thoroughly and put on clean clothing.
- Remove PPE immediately after handling this product. Wash the outside of gloves before removing. As soon as possible, wash thoroughly and change into clean clothing.

ENVIRONMENTAL HAZARDS

This pesticide is toxic to fish. Do not apply directly to water or to areas where surface water is present or to intertidal areas below the mean high water mark. Do not contaminate water when disposing of equipment washwaters.

Non-Target Organism Advisory

This product is toxic to plants and may adversely impact the forage and habitat of non-target organisms, including pollinators, in areas adjacent to the treated site. Protect the forage and habitat of non-target organisms by following label directions intended to minimize spray drift.

Groundwater Advisory

Acetochlor, Clopyralid, and Mesotrione are known to leach through soil into groundwater under certain conditions as a result of label use. These chemicals may leach into groundwater if used in areas where soils are permeable, particularly where the water table is shallow.

Surface Water Advisory

This product may impact surface water quality due to runoff of rain water. This is especially true for poorly draining soils and soils with shallow groundwater. This product is classified as having high potential for reaching surface water via runoff for several weeks after application. A level, well-maintained vegetative buffer strip between areas to which this product is applied and surface water features such as ponds, streams, and springs will reduce the potential loading of Clopyralid/ Mesotrione/ Acetochlor from runoff water and sediment. Runoff of this product will be reduced by avoiding applications when rainfall or irrigation is expected to occur within 48 hours.

DIRECTIONS FOR USE

It is a violation of Federal law to use this product in any manner inconsistent with its labeling.

This product can only be used in accordance with the Directions for Use on this label. Do not apply this product in a way that will contact workers or other persons, either directly or through drift. Only protected handlers may be in the area during application. For any requirements specific to your State or Tribe, consult the agency responsible for pesticide regulations.

For more information on how to manage clopyralid treated materials and to prevent clopyralid from contaminating compost please visit <https://www.epa.gov/pesticide-reevaluation/registration-reviewpyridine-and-pyrimidine-herbicides>.

Not for Use in Nassau and Suffolk Counties in New York State.

AGRICULTURAL USE REQUIREMENTS

Use this product only in accordance with its labeling and with the Worker Protection Standard, 40 CFR Part 170. This Standard contains requirements for the protection of agricultural workers on farms, forests, nurseries, and greenhouses, and handlers of agricultural pesticides. It contains requirements for training, decontamination, notification, and emergency assistance. It also contains specific instructions and exceptions pertaining to the statements on this label about personal protective equipment (PPE) and restricted-entry interval. The requirements in this box only apply to uses of this product that are covered by the Worker Protection Standard.

Do not enter or allow worker entry into treated areas during the restricted-entry interval (REI) of 48 hours.

Exception: If the product is soil-injected or soil-incorporated, the Worker Protection Standard, under certain circumstances, allows workers to enter the treated area if there will be no contact with anything that has been treated.

PPE required for early entry to treated areas that is permitted under the Worker Protection Standard and that involves contact with anything that has been treated, such as plants, soil, or water, is:

- Coveralls
- Chemical-resistant gloves made of any waterproof material
- Shoes plus socks

PRODUCT INFORMATION

For use only in field corn, field seed corn, field silage corn, and yellow popcorn, referred to as corn in this label. **AcefourPrime** may be applied pre-plant, pre-emergence (after planting but before crop emergence), or post-emergence (after crop emergence) in field corn, field seed corn, and field silage corn fields. For yellow popcorn, **AcefourPrime** must be applied before crop emergence (i.e., pre-plant or pre-emergence) or severe crop injury may occur.

AcefourPrime is a combination of three active ingredients: acetochlor (group 15), mesotrione (group 27), and clopyralid (group 4), plus a crop safener - dichlormid. The combination of three herbicide modes of action controls many grass and broadleaf weeds. The product works by interfering with normal germination, growth, and seedling development. When application is made after weed emergence, **AcefourPrime** will provide control of many broadleaf weed species but will not provide consistent control of emerged grass weeds. **AcefourPrime** may be used in tank mix combinations with other herbicides registered for use on the above corn crops to enhance or broaden the spectrum of control of weeds listed in the “**WEEDS CONTROLLED**” section of this label.

Applicators must evaluate soil conditions carefully to be sure that they choose the correct label rate. The use rates of **AcefourPrime** and the other herbicides labeled for use in tank mixtures with this product vary with soil texture. Unless soil texture is specifically named, rate tables in this label refer to only three soil textural groups: coarse, medium, and fine as defined below:

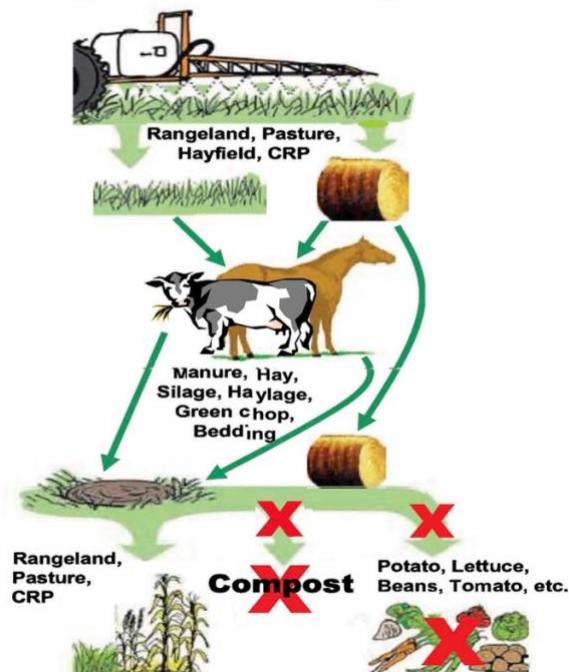
Soil Types:

- **Fine:** Silty Clay Loam, Clay Loam, Sandy Clay, Silty Clay, Clay
- **Medium:** Loam, Silt Loam, Silt, Sandy Clay Loam
- **Coarse:** Sand, Loamy Sand, Sandy Loam

IMPORTANT USE PRECAUTIONS AND RESTRICTIONS TO PREVENT INJURY TO DESIRABLE PLANTS

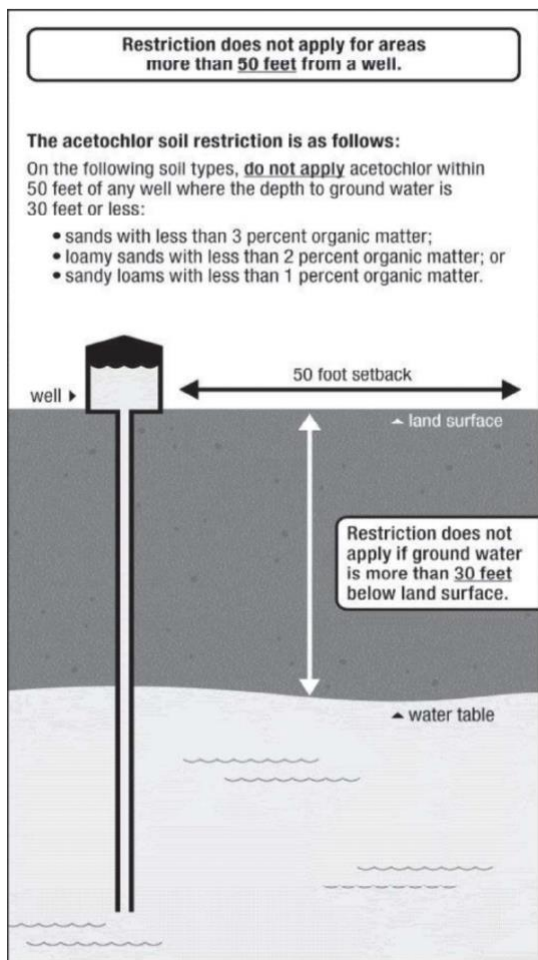
- It is mandatory to follow the “**Use Precautions**” and “**Use Restrictions**” section of this label.
- Manure and urine from animals consuming grass or hay treated with this product may contain enough aminopyralid to cause injury to sensitive broadleaf plants.
- Hay can only be used on the farm or ranch where product is applied unless allowed by supplemental labeling.
- Consult with a LG Chem Ltd representative if you do not understand the Use Precautions and Use Restrictions.
- Warning: Do not move treated plant materials or manure from animals who have grazed on treated plant materials to sites where manure may be collected or sensitive crops are grown.

Forage and Manure Management



Off-site Compost and animal feed/bedding Restriction

- This product is persistent and may be present in treated plant materials for months to years after application. Do not sell or transport treated plant materials or manure from animals that have grazed on treated plant materials off-site for compost distribution or for use as animal bedding/feed for 18 months after application.
- Manure from animals that have grazed or eaten forage or hay harvested from treated areas within the previous three days may only be applied to the fields where the following crops will be grown: pasture grasses, grass grown for seed, wheat and corn.
- Animals that have been fed clopyralid-treated forage must be fed forage free of clopyralid for at least 3 days before movement to an area where manure may be collected or sensitive crops are grown.
- For applications to pasture:
 - The applicator must document that they have notified property owners/operators, or customers, in writing, of the compost and animal bedding/feed prohibitions within 14 days of the application. Applicators must keep the records of notification for two years. This record must include date of application, the name of the applicator, the EPA registration number of the product applied, the area(s) treated, and a copy of the written notification provided to the property owner/operator. Notification may be made via email, mail, paper handout, or by any other written communication method. Records must be made available to State Pesticide Regulatory Official(s), and to EPA upon request. If this information is already being retained, duplicate records are not needed.
 - It is recommended that applicators also transmit at the time of notification relevant educational materials for managing treated plant matter, as available. Additional educational materials for aminopyralid will be posted at: <https://www.epa.gov/pesticide-reevaluation/registration-review-pyridine-and-pyrimidineherbicides>.
 - Applications to pasture by property owners/operators on their own property are exempt from this notification and record keeping requirement.
 - Applications to pasture on public land (i.e., lands managed directly by state, tribal, or local authorities) are exempt from this notification requirement.



Use Restrictions

- Not for Sale, Sale Into, Distribution and/or Use in Nassau and Suffolk Counties of New York State.
- All containers of **AcefourPrime** must be kept tightly closed when not in use.
- It is the pesticide user's responsibility to ensure that all products are registered for the intended use. Read and follow the applicable restrictions and limitations and directions for use on all product labels involved in tank mixing. Users must follow the most restrictive directions for use and precautionary statements of each product in the tank mixture.
- **AcefourPrime** must be used in a manner that will prevent back siphoning into wells, spills, or improper disposal of excess pesticide, spray mixtures, or rinsates.
- Do not store **AcefourPrime** near seeds, fertilizers, or foodstuffs.
- Do not allow **AcefourPrime** to contaminate feed or food.
- Do not use **AcefourPrime** on any crop other than field corn (for grain, seed, or silage), or yellow popcorn.
- Do not use **AcefourPrime** in the production of white popcorn or ornamental (Indian) corn or crop injury may occur.
- Do not make application of **AcefourPrime** to yellow popcorn after the crop has emerged or severe crop injury may occur.
- Do not make post-emergence applications of **AcefourPrime** to field corn, field seed corn, or field silage corn using liquid fertilizer as the carrier or severe crop injury may occur.
- Do not make post-emergence (emerged corn) applications of **AcefourPrime** in a tank mix with any organophosphate or carbamate insecticide or severe crop injury may occur
- Do not apply **AcefourPrime** to field corn, field seed corn, and field silage corn over 11 inches tall.
- Do not contaminate irrigation water used for crops other than corn or water used for domestic purposes.
- On the following soil types, do not apply this product within 50 feet of any well where the depth to groundwater is 30 feet or less: sands with less than 3% organic matter; loamy sands with less than 2% organic matter; or sandy loams with less than 1% organic matter. See the figure for additional clarification.
- This product must not be mixed or loaded, or used within 50 feet of all wells, including abandoned wells, drainage wells, and sinks holes. Operations that involve mixing, loading, rinsing, or washing of this product into or from pesticide handling or application equipment or containers within 50 feet of any well are prohibited unless conducted on an impervious pad constructed to withstand the weight of the heaviest load that may be positioned on or moved across the pad. Such a pad shall be designed and maintained to contain any product spills or equipment leaks, container or equipment rinse or washwater, and rainwater that may fall on the pad. Surface water shall not be allowed to either flow over or from the pad, which means the

pad must be self contained. The pad shall be sloped to facilitate material removal. An unroofed pad shall be of sufficient capacity to contain at a minimum 110% of the capacity of the largest pesticide container or application equipment on the pad. A pad that is covered by a roof of sufficient size to completely exclude precipitation from contact with the pad shall have a minimum containment capacity of 100% of the capacity of the largest pesticide container or application equipment on the pad. Containment capacities as described above shall be maintained at all times. The above specified minimum containment capacities do not apply to vehicles when delivering pesticide shipments to the mixing/loading site. Additional State imposed requirements regarding well-head setbacks and operational area containment must be observed.

- Do not make application of this product through any type of irrigation system.
- Use a sprinkler irrigation system only to incorporate **AcefourPrime** after application. After **AcefourPrime** has been applied, a sprinkler irrigation system set to deliver 0.5 - 1.0 inch of water may be used to incorporate the product; using more than one inch of water could result in reduced performance. On sandy soils low in organic matter, apply no more than 0.5 inch of water.
- Do not use flood or furrow irrigation to incorporate this product.
- Do not make application under conditions that favor runoff or wind erosion of soil containing this product to non-target areas. To prevent off-site movement due to runoff or wind erosion:
 - Avoid treating powdery dry or light sandy soils when conditions are favorable for wind erosion. Under these conditions, the soil surface must first be settled by rainfall or irrigation.
 - Do not apply to impervious substrates such as paved or highly compacted surfaces or frozen or snow covered soils.
 - Do not use tailwater from the first flood or furrow irrigation of treated fields to treat non-target crops unless at least 0.5 inch of rainfall has occurred between application and the first irrigation.
- **Aerial Application:** Do not make application of **AcefourPrime** using aerial application equipment.
- Do not make application when wind conditions favor drift to non-target sites. To minimize spray drift to non-target areas:
 - Use low-pressure application equipment capable of producing a large droplet spray.
 - Do not use nozzles that produce a fine droplet spray.
 - Minimize drift by using sufficient spray volume to ensure adequate coverage with large droplet size sprays.
 - Keep ground-driven spray boom as low as possible above the target surface at the minimum specified height required for uniform spray coverage with the spray nozzle used.
 - Make application when the wind velocity favors on-target product deposition (approximately 3 to 10 mph). Do not apply when wind velocity exceeds 15 mph.
 - Do not apply when wind gusts approach 15 mph.
 - Low humidity and high temperatures increase the likelihood of spray drift to sensitive areas. Do not spray during conditions of low humidity and/or high temperatures. Do not apply during inversion conditions.
- Thoroughly clean sprayer or other application equipment before and after use. Do not use a sprayer or applicator contaminated with other materials or crop damage or sprayer clogging of the application equipment may occur.
- **Maximum Acetochlor Application Rates Per Calendar Year:** When tank mixing or sequentially applying products containing acetochlor with **AcefourPrime** to corn, do not exceed an application rate of 3.00 pounds active ingredient of acetochlor per acre per year. Note: For purposes of calculating total acetochlor active ingredient applied, **AcefourPrime** contains 2.80 pounds active ingredient acetochlor per gallon (0.70 pound active ingredient acetochlor per quart).
- **Maximum Mesotrione Application Rates Per Calendar Year:** When tank mixing or sequentially applying products containing mesotrione with **AcefourPrime** to corn, do not exceed an application rate of 0.24 pound active ingredient of mesotrione per acre per year. Note: For purposes of calculating total mesotrione active ingredient applied, **AcefourPrime** contains 0.30 pound active ingredient mesotrione per gallon (0.075 pound active ingredient mesotrione per quart).
- **Maximum Clopyralid Application Rates Per Calendar Year:** When tank mixing or sequentially applying products containing clopyralid with **AcefourPrime** to corn, do not exceed an application rate of 0.25 pound acid equivalent of clopyralid per acre per year. Note: For purposes of calculating total clopyralid active ingredient applied, **AcefourPrime** contains 0.187 pound acid equivalent clopyralid per gallon (0.047 pound acid equivalent clopyralid per quart).
- Do not make application of more than 3.25 quarts of **AcefourPrime** per acre per year (2.275 pound active ingredient acetochlor) (0.244 pound active ingredient mesotrione) (0.152 pound acid equivalent clopyralid).
- Do not make more than two applications of **AcefourPrime** per year.
- **Pre-Harvest Interval:** Do not make application of **AcefourPrime** within 45 days of harvest for ears and forage or within 60 days of harvest for stover.
- **Minimum retreatment interval** is 30 days between applications.

Use Precautions

- Acetochlor demonstrates the properties and characteristics associated with chemicals detected in ground water. The use of this chemical in areas where soils are permeable, particularly where the ground water is shallow, may result in ground water contamination.
- Avoid spray overlap, as crop injury may result.
- Avoid spray drift onto adjacent crop or non-crop areas.

- **AcefourPrime** will not provide consistent control of emerged grass weeds present at application; use tank mixtures or sequential applications of herbicides registered for post-emergence control of grass weeds in corn.
- Making application of **AcefourPrime** post-emergence (emerged corn) to corn that has received an at-plant application of phorate or terbufos insecticide may result in severe corn injury. Temporary corn injury may occur if **AcefourPrime** is applied to emerged corn where organophosphate insecticides other than phorate or terbufos were applied at planting.
- Post-emergence (emerged corn) applications of any organophosphate or carbamate insecticide within 7 days before or 7 days after a **AcefourPrime** application may result in severe corn injury.
- Dry weather following pre-plant or pre-emergence applications of **AcefourPrime** or a **AcefourPrime** tank mixture may reduce effectiveness. If weeds develop, they may be controlled with cultivation or use of registered corn herbicides.
- Where reference is made to weeds partially controlled, partial control can mean erratic or inconsistent control or efficacy at a level below that generally considered acceptable for commercial weed control.
- Applied according to directions and under normal growing conditions, **AcefourPrime** will not harm the treated crop. During germination and early stages of growth, extended periods of unusually cold and wet or hot and dry weather, insect or plant disease attack, carryover pesticide residues, the use of certain soil-applied systemic insecticides, or improperly placed fertilizers or soil insecticides may weaken crop seedlings and stress crop growth. **AcefourPrime** used under these conditions could result in crop injury.

ROTATIONAL CROPS

When tank mixed or used sequentially with other products, follow the most restrictive crop rotation guidelines on the label of each product used. The following rotational crops may be planted as indicated:

Crop Rotational Intervals	
Crop	Rotational Interval (Months)
Corn (Field, Field Seed, Field Silage, Yellow)	Anytime*
Wheat	4
Alfalfa ¹ , Barley, Corn (Sweet) Millet (Pearl and Proso), Oats, Rice, Rye, Sorghum ² , Soybean ^{3,4} , and Sunflower ³	10.5**
Cotton	12
All Other Rotational Crops	18

*Do not make a second application of AcefourPrime if the original corn crop is lost.

**If AcefourPrime is applied after June 1st, rotating to crops other than corn or grain sorghum the next spring may result in crop injury. In the High Plains and Intermountain areas of the West, where rainfall is sparse and erratic or where irrigation is required, use AcefourPrime only when corn or sorghum is to follow field corn, or a crop of untreated corn or sorghum is to precede other rotational crops.

¹Idaho, Nevada, Oregon, Utah, and Washington: 12 months, areas receiving greater than 18" of annual rainfall, excluding irrigation; 18 months, areas receiving less than 18" of annual rainfall, excluding irrigation. All other states: 10.5 months.

²Idaho, Nevada, Oregon, Utah, and Washington: 12 months. All other states: 10.5 months.

³Florida: 18 months. Idaho, Nevada, Oregon, Utah, and Washington: 12 months, areas receiving greater than 18" of annual rainfall, excluding irrigation; 18 months, areas receiving less than 18" of annual rainfall, excluding irrigation. All other states: 10.5 months for soils greater than 2% organic matter AND rainfall more than 15" during 12 months following applications; 18 months for soils less than 2% organic matter AND rainfall less than 15" during 12 months following applications.

⁴Injury may result to soybeans planted the year following application on soils having a calcareous subsurface layer, if products containing atrazine were used at rates above 0.75 lb. a.i. atrazine per acre in tank mixtures and/or sequentially with **AcefourPrime**. In eastern parts of the Dakotas, Kansas, western Minnesota and Nebraska, do not rotate to soybeans for 18 months following application if products containing atrazine were used in tank mixtures and/or sequentially with **AcefourPrime** and the total atrazine rate applied was more than 2.0 lbs. a.i. per acre, or equivalent band application rate, or soybean injury may occur.

Rotation to Non-food Winter Cover Crops

Following harvest of corn treated with **AcefourPrime**, only non-food or non-feed winter cover crops (with the exception of winter wheat) may be planted. Do not graze or harvest rotational cover crops for food or animal feed for 18 months following the last application of **AcefourPrime**. This prohibition does not apply to winter wheat, that may be planted 4 months following the last application of **AcefourPrime**, or to non-grass animal feeds, that may be planted 9 months after the last application of **AcefourPrime**.

Resistance-Management Recommendations

For resistance management, please note **AcefourPrime** contains a Group 15/acetochlor, Group 27/mesotrione and Group 4/Clopyralid herbicide. Any weed population may contain plants naturally resistant to Group 15/acetochlor, Group 27/mesotrione and Group 4/Clopyralid herbicide. The resistant individuals may dominate the weed population if these herbicides are used repeatedly in the same fields. Appropriate resistance-management strategies should be followed.

To delay herbicide resistance take one or more of the following steps:

- Rotate the use of AcefourPrime or other Group 15, 27 and 4 herbicides within a growing season sequence or among growing seasons with different herbicide groups that control the same weeds in a field.

- Use tank mixtures with herbicides from a different group if such use is permitted: where information on resistance in target weed species is available, use the less resistance-prone partner at a rate that will control the target weed(s) equally as well as the more resistance-prone partner. Consult your local extension services or certified crop advisor if you are unsure as to which active ingredient is currently less prone to resistance.
- Adopt an integrated weed-management program for herbicide use that includes scouting and uses historical information related to herbicide use that includes scouting and uses historical information related to herbicide use and crop rotation, and that considers tillage (or other mechanical control methods), cultural (e.g., higher crop seeding rates: precision fertilizer application method and timing to favor the crop and not the weed), biological (weed-competitive crops or varieties) and other managements practices.
- Scout after herbicide application to monitor weed populations for early signs of resistance development. Indicators of possible herbicide resistance include: (1) failure to control a weed species normally controlled by the herbicide at the dose applied, especially if control is achieved on adjacent weeds; (2) a spreading patch of non-controlled plants of a particular weed species; (3) surviving plants mixed with controlled individuals of the same species. If resistance is suspected, prevent weed seed production in the affected area by an alternative herbicide from a different group or by a mechanical method such as hoeing or tillage. Prevent movement of resistant weed seeds to other fields by cleaning harvesting and tillage equipment when moving between fields, and planting clean seed.
- If a weed pest population continues to progress after treatment with this product, discontinue use of this product, and switch to another management strategy or herbicide with a different mode of action, if available.
- Contact your local extension specialist or certified crop advisors for additional pesticide resistance-management and/or integrated weed management recommendations for species crops and weed biotypes.

MANDATORY SPRAY DRIFT MANEGEMENT

Ground Boom Applications:

- Apply with the release height no more than 3 feet above the ground or crop canopy unless making a turf, pasture, or rangeland application, in which case applicators may apply with a nozzle height no more than 4 feet above the ground.
- •Applicators are required to select a nozzle and pressure combination that delivers a medium or coarser droplet size (ASABE S572).
- Do not apply when wind speeds exceed 15 mph at the application site.
- Do not apply during temperature inversions.

Boom-less Ground Sprayer Applications:

- Applicators are required to select a nozzle and pressure combination that delivers a medium or coarser droplet size (ASABE S572) for all applications.
- Do not apply when wind speeds exceed 15 miles per hour at the application site.
- Do not apply during temperature inversions.

SPRAY DRIFT ADVISORIES

THE APPLICATOR IS RESPONSIBLE FOR AVOIDING OFF-SITE SPRAY DRIFT. BE AWARE OF NEARBY NON-TARGET SITES AND ENVIRONMENTAL CONDITIONS.

IMPORTANCE OF DROPLET SIZE

An effective way to reduce spray drift is to apply large droplets. Use the largest droplets that provide target pest control. While applying larger droplets will reduce spray drift, the potential for drift will be greater if applications are made improperly or under unfavorable environmental conditions.

Controlling Droplet Size – Ground Boom

- Volume - Increasing the spray volume so that larger droplets are produced will reduce spray drift. Use the highest practical spray volume for the application. If a greater spray volume is needed, consider using a nozzle with a higher flow rate.
- Pressure - Use the lowest spray pressure recommended for the nozzle to produce the target spray volume and droplet size.
- Spray Nozzle - Use a spray nozzle that is designed for the intended application. Consider using nozzles designed to reduce drift.

Controlling Droplet Size – Aircraft

- Adjust Nozzles - Follow nozzle manufacturers' recommendations for setting up nozzles. Generally, to reduce fine droplets, nozzles should be oriented parallel with the airflow in flight.

BOOM HEIGHT – Ground Boom

For ground equipment, the boom should remain level with the crop and have minimal bounce.

SHIELDED SPRAYERS

Shielding the boom or individual nozzles can reduce spray drift. Consider using shielded sprayers. Verify that the shields are not interfering with the uniform deposition of the spray on the target area.

TEMPERATURE AND HUMIDITY

When making applications in hot and dry conditions, use larger droplets to reduce effects of evaporation.

TEMPERATURE INVERSIONS

Drift potential is high during a temperature inversion. Temperature inversions are characterized by increasing temperature with altitude and are common on nights with limited cloud cover and light to no wind. The presence of an inversion can be indicated by ground fog or by the movement of smoke from a ground source or an aircraft smoke generator. Smoke that layers and moves laterally in a concentrated cloud (under low wind conditions) indicates an inversion, while smoke that moves upward and rapidly dissipates indicates good vertical air mixing. Avoid applications during temperature inversions.

WIND

Drift potential generally increases with wind speed. **AVOID APPLICATIONS DURING GUSTY WIND CONDITIONS.** Applicators need to be familiar with local wind patterns and terrain that could affect spray drift.

Boom-less Ground Applications:

Setting nozzles at the lowest effective height will help to reduce the potential for spray drift.

Handheld Technology Applications:

- Take precautions to minimize spray drift.

MIXING, SPRAYING, AND HANDLING INSTRUCTIONS

It is the pesticide user's responsibility to ensure that all products are registered for the intended use. Read and follow the applicable restrictions and limitations and directions for use on all product labels involved in tank mixing. Users must follow the most restrictive directions for use and precautionary statements of each product in the tank mixture.

Carriers and Spray Volume

Liquids:

- **Pre-Emergence Applications:** Either clean water or liquid fertilizers, excluding suspension fertilizers, may be used as liquid carriers for pre-plant or pre-emergence applications of **AcefourPrime**. If fluid fertilizers are used, a physical compatibility test must be done before combining in the spray tank. Refer to the Dry Bulk Fertilizer Impregnation section for details of the compatibility testing procedure. Even if **AcefourPrime** is physically compatible with a fluid fertilizer, constant agitation is necessary to maintain a uniform mixture during application.
- **Post-Emergence Applications:** Use only clean water as the carrier when applying **AcefourPrime** after field corn emergence; do not make post-emergence applications using liquid fertilizer as the carrier or severe crop injury may occur. Do not make application of **AcefourPrime** to emerged yellow popcorn or severe crop injury may occur.

Dry Bulk Fertilizer: **AcefourPrime** may be impregnated on dry bulk fertilizer and applied as the fertilizer is spread. Refer to the **Dry Bulk Fertilizer Impregnation** section for directions and restrictions including which fertilizers are compatible.

Adding AcefourPrime to the Spray Tank

The spray tank must be clean, thoroughly rinsed and decontaminated before adding either **AcefourPrime** alone or with tank mix combinations. If water is used as the carrier, use clean water.

AcefourPrime Applied Alone: When **AcefourPrime** is used alone, add the specified amount of **AcefourPrime** to the spray tank when the tank is half filled with carrier and then add the rest of the water or fluid fertilizer. Provide sufficient agitation during mixing and application to maintain a uniform mixture.

AcefourPrime Applied in Tank Mixtures: Refer to the sections of this label for specified tank mixes. Do not exceed label dosage rates nor combined maximum seasonal doses for acetochlor, mesotrione, or clopyralid. **AcefourPrime** cannot be mixed with any product bearing a label prohibition against such mixing. If a tank mixture is used, a compatibility test must be done. See **Tank Mix Compatibility Test** section for details on the procedure for such a test.

If the tank mix partner is compatible, fill the tank half full of carrier. Start and continue agitation throughout mixing and spraying operation. All return lines to the spray tank must discharge below the liquid level to prevent foaming. Prepare the tank mix components and add them in the following order by formulation type:

1. If a wettable powder or dry flowable formulation is used, make a slurry with water and add it slowly through the screen into the tank. Agitate during the procedure.
2. If a flowable formulation is used, add slowly through screen into the tank. Mixing and compatibility may be improved when the flowable is diluted with water before adding to the tank.
3. Add **AcefourPrime**
4. Add any other tank mix products next, with emulsifiable concentrates added last.
5. Add adjuvants last, if needed.
6. Complete filling the sprayer tank and continue agitation. Apply as soon as possible after spray mixture is prepared. Do not leave mixture in spray tank overnight without agitation or unattended.

Note: For all tank mixtures, maintain agitation during mixing and throughout application to ensure the spray mixture remains uniformly suspended. If the spray mixture is allowed to settle at any time, thorough agitation is required to resuspend the mixture before spraying is resumed.

Adjuvants

When an adjuvant is to be used with this product, the use of an adjuvant that meets the standards of the Chemical Producers and Distributors Association (CPDA) adjuvant certification program is recommended.

Use of adjuvants with **AcefourPrime** applied prior to weed emergence is not necessary or recommended.

Where **AcefourPrime** is applied after field corn has emerged, a non-ionic surfactant (NIS) at 0.25% v/v (1 qt./100 gals.) may be used. A crop oil concentrate (COC) may also be used at a rate not to exceed 1.0% (1 gal./100 gals.) or not more than the equivalent of 1.0 qt. per acre. The use of crop oil concentrate (COC) may result in temporary crop injury. Do not apply **AcefourPrime** to yellow popcorn after the crop has emerged or severe crop injury may occur.

Do not use nitrogen based adjuvants (AMS or UAN) or methylated seed oil (MSO) with **AcefourPrime** when applied alone to emerged field corn or when **AcefourPrime** is applied as a post-emergence tank mixture with other products (except for the inclusion of AMS in tank mixtures containing glyphosate or glufosinate, as directed on those product labels), unless directed for a specific tank mix on this label.

Any of the above adjuvants may be used at a pre-plant or pre-emergence application timing (i.e., where the corn crop has not yet emerged) to enhance burndown activity on existing weeds.

Spray Equipment

Ground Application: Spray nozzles should be uniformly spaced, the same size and type, and provide accurate and uniform application. Use spray nozzles that provide medium to coarse droplet size to avoid spray drift yet provide good coverage. Ensure that all in-line strainer and nozzle screens in the sprayer are 50-mesh or coarser. Use a pump that can maintain an operating pressure of at least 35- 40 psi at the nozzles and provide proper agitation within the spray tank to keep the product dispersed. Lower pressures may be used with extended range or drift reduction nozzles as long as adequate spray coverage is maintained. Always make sure that agitation is maintained until spraying is completed, even if stopped for only brief periods of time. If agitation is stopped for more than five minutes, resuspend the spray solution by running at full agitation prior to spraying.

Pre-Plant or Pre-Emergence Application: Make application in a spray volume of 10 - 80 gals. per acre.

Post-Emergence Application: Good spray coverage of weeds is essential for optimum weed control. Boom height for broadcast over the-top applications should be based on the height of the crop but set only high enough to provide uniform coverage with the spray nozzle used. Apply in a spray volume of 10 - 30 gals. per acre. When weed foliage is dense or corn approaches 11" in height, use a minimum spray volume of 15 gals. per acre. Use 80° or 110° flat fan nozzles for optimum post-emergence coverage. Nozzles may be angled forward 45° to enhance penetration of the crop and provide better coverage. Do not use flood-jet nozzles or controlled droplet application equipment for post-emergence applications.

Dry Bulk Fertilizer: When applying **AcefourPrime** impregnated on dry bulk fertilizer, use a minimum of 200 lbs. of dry bulk fertilizer per acre. See the Dry Bulk Fertilizer Impregnation section for directions and restrictions.

Tank Mix Compatibility Test

Complete a compatibility test before tank mixing to ensure compatibility of **AcefourPrime** with other pesticides. The following test assumes a spray volume of 25 gals. per acre. For other spray volumes, make appropriate changes in the ingredients.

Note: Nitrogen solutions or complete liquid fertilizers, excluding suspension fertilizers, may replace all or part of the water in the spray. Because liquid fertilizers vary, even within the same analysis, **always check compatibility with pesticide(s) before use.** Incompatibility of tank mixtures is more common with mixtures of fertilizer and pesticides.

Test Procedure:

1. Add 1.0 pint of carrier (fertilizer or water) to each of two one quart jars with tight lids. Note: Use the same source of water that will be used for the tank mix and conduct the test at the temperature the tank mix will be applied.
2. To one of the jars, add ¼ teaspoon or 1.2 milliliters of a compatibility agent approved for this use, such as Compex or Unite (¼ teaspoon is equivalent to 2.0 pts. per 100 gals. of spray). Shake or stir gently to mix.
3. To both jars, add the appropriate amount of pesticide(s) in their relative proportions based on specified label rates. If more than one pesticide is used, add them separately with dry pesticides first, flowables next, and emulsifiable concentrates last. After each addition, shake or stir gently to thoroughly mix.
4. After adding all ingredients, put lids on and tighten and invert each jar ten times to mix. Let the mixtures stand 15-30 minutes and then look for separation, large flakes, precipitates, gels, heavy oily film on the jar, or other signs of incompatibility. Determine if the compatibility agent is needed in the spray mixture by comparing the two jars. If either mixture separates, but can be remixed readily, the mixture can be sprayed as long as good agitation is used. If the mixtures are incompatible, test the following methods of improving compatibility:
 - a) Slurry the dry pesticide(s) in water before addition, or
 - b) Add ½ the compatibility agent to the fertilizer or water and the other ½ to the emulsifiable concentrate or flowable pesticide before addition to the mixture. If incompatibility is still observed, do not use the mixture.
5. After compatibility testing is complete, dispose of any pesticide wastes in accordance with the Storage and Disposal section of this label.

Procedure for Testing the Compatibility of AcefourPrime and Tank Mixes with Fluid Fertilizers

Since fluid fertilizers vary, the following procedure is suggested for determining whether **AcefourPrime** may be combined with a specific fluid fertilizer for spray tank application.

Materials Needed

1. **AcefourPrime** and any tank mix products.
2. Fluid fertilizer to be used.
3. Adjuvant for fertilizer tank mix: Use any adjuvant cleared for use on growing crops under 40 CFR 180.1001 to improve the compatibility of **AcefourPrime** with fluid fertilizers. The adjuvant that provides the best emulsification depends upon the specific fertilizer under consideration.
4. Two 1 qt., wide mouth glass jars with lid or stopper.
5. Measuring spoons (a 25 ml pipette or graduated cylinder provides more accurate measurement.)
6. Measuring cup, 8 oz. (257 ml)

Procedure

1. Pour a pint (about 473 ml) of the fluid fertilizer into each of the quart jars.
2. Add **AcefourPrime** and any tank mix combination to the jars. The order of addition is wettable powders first with mixing, followed by flowables with mixing and the EC's last. The rate of wettable powders and dry flowables is 1 ½ teaspoon per pound of product per acre to be applied. EC's should be added at the rate of ½ teaspoon for each pint per acre to be applied. Premixing the wettable powders in 1 ounce of water before adding to the pint of fluid fertilizer will improve the compatibility of the final mixture.
3. Add ½ teaspoon (2 ml) adjuvant to one of the jars, label it as With , and mix. The rate of ½ teaspoon per pint is equal to 3 pts. of adjuvant per 100 gals. of fluid fertilizer.
4. Close both jars with lids or stoppers and mix the contents by turning the jars upside down ten times.
5. Inspect the surface and body of the mixtures:
 - a) Immediately after completing the jar inversions.
 - b) After allowing the jars to stand undisturbed for 30 minutes.
 - c) And then again after turning the jars upside down 10 times after the 30 minute inspection.

Observations and Decisions

If either mixture remains uniform for 30 minutes, the combination may be used. Should either mixture separate after 30 minutes, but readily remix uniformly with 10 jar inversions, the mixture can be used if adequate agitation is maintained in the tank. If the mixture with adjuvant is satisfactory but the mixture without adjuvant is not, be sure to use the adjuvant in the spray tank. Add the adjuvant first at a rate of 3 pts. per 100 gals. of fluid fertilizer. Foaming may be minimized by using only moderate agitation. If non-dispersible

oil, sludge, or clumps of solids form in the mixtures, the combination should not be used.

Dry Bulk Fertilizer Impregnation

Impregnation of bulk fertilizer is restricted to commercial facilities. On-farm fertilizer impregnation is prohibited. No more than 500 tons of bulk fertilizer can be impregnated per day. No single facility may impregnate fertilizer with this product for more than 30 days per calendar year.

The commercial facility impregnating the dry bulk fertilizer must inform, in writing, the user (applicator) of the dry bulk fertilizer that:

- Applicator must wear long-sleeved shirt, long pants, shoes, and socks.
- The restricted entry interval is 48 hours.

All individual State regulations relating to dry bulk fertilizer blending, registration, labeling and application are the responsibility of the individual and/or company selling the **AcefourPrime**.

The below dry bulk fertilizers may be impregnated with this product or the tank mixtures of this product on corn. This product and these tank mixtures must be applied with 200 to 450 lbs. of dry bulk fertilizer per acre and shallowly incorporated within 14 days prior to planting. On medium- and fine-textured soils in areas where incorporation is not planned (i.e., reduced tillage situations or in some conventional tillage situations), applications can be made up to 30 days before planting to allow moisture to move the herbicide fertilizer mixture into the soil. On coarse-textured soils, applications can be made up to 14 days prior to planting. When applying **AcefourPrime** alone or in tank mixes with dry bulk fertilizers, follow all directions for use and precautions on the respective tank mix product labels regarding rates, soil type, application methods and rotational restrictions. Refer to the table for broadcast rate per acre to determine the application rate per acre for the herbicide treatment to be applied.

Approved Dry Fertilizer Ingredients for Use with AcefourPrime

Fertilizer	N	P	K
Ammonium Phosphate-Sulfate	16	20	0
Ammonium Sulfate	21	0	0
Diammonium Phosphate	18	46	0
Monoammonium Phosphate	11	56	0
Potassium Chloride	0	0	60
Potassium Sulfate	0	0	52
Urea ¹	45	0	0

¹Some ureas may be phytotoxic when high rates are applied to corn. Use only urea rates known to be safe for corn application.

For impregnating the pesticides on dry fertilizers, use an appropriate mixer equipped with suitable spraying equipment. The spray nozzles should be positioned inside the mixer to provide uniform spray coverage of the tumbling fertilizer. The **AcefourPrime** should be sprayed uniformly onto the fertilizer using a fine spray pattern. Tank mix components may be applied as separate ingredients with powders and dry flowables added first or they may be mixed in a slurry in the proper ratio and added jointly. **AcefourPrime** may also be impregnated on the go and applied with pneumatic applicators.

The following table provides a reference to determine the amount of **AcefourPrime** to be mixed per ton of dry bulk fertilizer for a range of herbicide and fertilizer rates per acre:

AcefourPrime Fertilizer Impregnation Rate Conversions

Fertilizer Rate (Lbs./Acre)	Acres Covered (per Ton)	Quarts of AcefourPrime per Ton of Fertilizer to Deliver			
		2.25 Qts./Acre	2.50 Qts./Acre	2.75 Qts./Acre	3.00 Qts./Acre
200	10	22.5	25	27.5	30
250	8	18	20	22	24
300	6.7	15.1	16.8	18.4	20.1
350	5.7	12.8	14.3	15.7	17.1
400	5	11.3	12.5	13.8	15
450	4.5	10.1	11.3	12.4	13.5

To determine the amount of **AcefourPrime** needed for other rates of fertilizer, use the following formula:

$$\frac{\text{AcefourPrime (Quarts/Acre)}}{\text{Pounds of Fertilizer/Acre.}} \times 2,000 = \text{Quarts of AcefourPrime per Ton of Fertilizer}$$

If the herbicide/fertilizer mixture is too wet, use of a drying agent is required to provide a dry, free-flowing mixture. For mixtures to be used in spinning-disc applicators, Micro-Cel E calcium silicate powder (Manville, Filtration & Minerals) is recommended for use as a drying agent. Mixtures to be used in pneumatic applicators should use Micro-Cel E or Agsorb 16/30 RVM-MS granular clay (Oil-

Dri Corporation). The drying agents should be added separately and uniformly to the prepared pesticide/fertilizer mixture, in a quantity that is sufficient to provide a suitable free-flowing mixture. Generally, less than 2% Micro-Cel E or 5% Agsorb 16/30 RVM-MS by weight is required.

Restrictions:

- To avoid potential for explosion, do not impregnate **AcefourPrime** on ammonium sorbate nitrate, potassium nitrate, or sodium nitrate fertilizer or fertilizer blends.
- Do not impregnate on a single (0-20-0) or triple (0-46-0) super phosphate.
- Do not impregnate on agricultural limestone as **AcefourPrime** will not be absorbed.

APPLICATIONS DIRECTIONS - CORN

AcefourPrime may be used for early pre-plant (EPP), pre-plant surface, pre-plant incorporated (PPI), or pre-emergence (PRE) application for control of many annual grasses and broadleaf weeds in field corn, field seed corn, field silage corn, and yellow popcorn. Application of **AcefourPrime** may also be made post-emergence for the control of broadleaf weeds in field corn, field seed corn, and field silage corn. This product will not consistently control grasses that are emerged at the time of application; use tank mixtures or sequential applications of herbicides registered for post-emergence control of grass weeds in corn.

Restriction:

- Do not make application of **AcefourPrime** to emerged yellow popcorn or severe crop injury may occur.

Refer to the WEEDS CONTROLLED section for a list of weeds controlled by **AcefourPrime**.

Tillage Systems

AcefourPrime may be used in conventional, reduced, and no-tillage corn systems. Weed control will be greatest when applications are made as close to planting as possible. Thoroughly till soil or make an application of a burndown herbicide to control germinating and emerged weeds. The registrant recommends that a burndown herbicide, such as paraquat, glyphosate, glufosinate, and/or 2,4-D be tank mixed with **AcefourPrime** in reduced, minimum, and no-tillage systems if weeds are present at application and corn has not yet emerged.

Cultivation

If weeds develop, a shallow cultivation or rotary hoeing will generally result in improved weed control. If **AcefourPrime** was incorporated, cultivate at less than half the depth of incorporation. If cultivation is necessary due to soil crusting, compaction, or escaped weeds, adjust equipment to a shallow depth and minimize soil movement. This will decrease the possibility of diluting or moving the herbicide from the weed control zone.

AcefourPrime Use Rates

AcefourPrime use rates based on soil texture and organic matter content are outlined in the below table. Do not make application of **AcefourPrime** more than 28 days before planting or to field corn taller than 11" in height.

Restriction: 0.7 .075 .047

- Do not use **AcefourPrime** on soils with greater than 10% organic matter or poor weed control may result.

Use Rates for AcefourPrime by Soil Texture and Organic Matter Content

Soil Texture	Rate Per Acre (Quarts)*	
	Organic Matter	
	Less Than 3%	3% or More
Coarse Soils (Sand, Loamy Sand, Sandy Loam)	2.25 (1.575lb ai acetochlor per quart) (0.169lb ai mesotrione per quart) (0.106lb ai clopyralid per quart)	2.50 (1.75lb ai acetochlor per quart) (0.188lb ai mesotrione per quart) (0.118lb ai clopyralid per quart)
Medium Soils (Loam, Silt Loam, Silt, Sandy Clay Loam)	2.50 (1.75lb ai acetochlor per quart) (0.188lb ai mesotrione per quart) (0.118lb ai clopyralid per quart)	2.75 (1.93lb ai acetochlor per quart) (0.206lb ai mesotrione per quart) (0.129lb ai clopyralid per quart)
Fine Soils (Silty Clay Loam, Clay Loam, Sandy Clay, Silty Clay, Clay)	2.75 (1.93lb ai acetochlor per quart)	3.00 (2.1lb ai acetochlor per quart)

	(0.206lb ai mesotrione per quart)	(0.225lb ai mesotrione per quart)
	(0.129lb ai clopyralid per quart)	(0.141lb ai clopyralid per quart)
*An additional 0.25 qt. per acre may be used in areas of heavy weed infestation. Do not make application of more than 3.25 qts. per acre of AcefourPrime per year.		

WEEDS CONTROLLED

When applied as directed, **AcefourPrime** will control or suppress the weeds listed in the following tables. Additional weeds may be controlled with tank mixtures. Refer to the “**ACEFOURPRIME TANK MIX COMBINATIONS**” section of this label for specified tank mix combinations. Always consult the tank mix product labels for specific use rates and directions. Always follow the most restrictive label when tank mixing **AcefourPrime** with another product. **AcefourPrime** may be tank mixed with any other registered corn product as long as compatibility is verified and tank mixing is not prohibited by the tank mix product label.

Weeds Controlled or Partially Controlled by Pre-Plant or Pre-Emergence Applications of AcefourPrime

Broadleaves - <i>Controlled</i>			
Amaranth, Palmer*	Galinsoga	Nightshade, Black	Ragweed, Giant*
Amaranth, Powell	Henbit	Nightshade, Eastern Black	Sesbania, Hemp
Amaranth, Spiny	Horseweed (Marestail)	Nightshade, Hairy	Shepherd's Purse
Beggarweed, Florida	Jimsonweed	Pigweed, Redroot	Sicklepod*
Buckwheat, Wild*	Kochia*	Pigweed, Smooth	Smartweed, Ladysthumb
Buffalobur	Lambsquarters, Common	Pigweed, Tumble	Smartweed, Pennsylvania
Carpetweed	Mallow, Venice	Puncturevine*	Sunflower, Common*
Chickweed, Common	Morningglory, Entireleaf*	Purslane, Common	Velvetleaf
Clover, Red	Morningglory, Ivyleaf*	Pusley, Florida	Waterhemp, Common*
Cocklebur, Common*	Morningglory, Pitted*	Radish, Wild	Waterhemp, Tall*
Deadnettle, Purple	Morningglory, Tall*	Ragweed, Common	Wormwood, Biennial*
Devil's Claw	Mustard, Wild		
Broadleaves - <i>Partially Controlled</i>			
Bedstraw, Catchweed*	Groundcherry, Annual*	Groundcherry, Cutleaf*	Sida, Prickly*
Grasses and Sedges - <i>Controlled</i>			
Barnyardgrass	Foxtail, Giant	Millet, Foxtail	Signalgrass, Broadleaf*
Crabgrass spp.	Foxtail, Green	Nutsedge, Yellow	Signalgrass, Narrowleaf
Crowfootgrass	Foxtail, Robust (Purple, White)	Panicum, Browntop	Sprangletop, Red
Cupgrass, Prairie	Foxtail, Yellow	Panicum, Fall	Stabur, Bristly
Cupgrass, Southwestern	Goosegrass	Rice, Red	Witchgrass
Foxtail, Bristly			
Grasses and Sedges - <i>Partially Controlled</i>			
Cupgrass, Woolly	Millet, Wild Proso	Panicum, Texas	Shattercane
Johnsongrass, Seedling	Oat, Wild*	Sandbur, Field	Wheat, Volunteer*
*The addition of atrazine at specified label rates may improve control.			

Thoroughly till soil or make an application of a burndown herbicide to control germinating and emerged weeds. Plant crop immediately after tillage.

If a significant rainfall does not occur within 7 days after application, weed control may be reduced. If irrigation is available, apply 0.25- 0.75" of water. If irrigation is not available, a uniform shallow cultivation is recommended as soon as weeds emerge.

Weeds Controlled or Partially Controlled by Post-Emergence Applications of AcefourPrime

Broadleaves - <i>Controlled</i>			
Amaranth, Palmer*	Groundcherry, Annual	Mustard, Wild	Ragweed, Giant*
Amaranth, Powell	Groundcherry, Cutleaf	Nightshade, Black	Sesbania, Hemp
Amaranth, Spiny	Hemp	Nightshade, Eastern Black	Shepherd's Purse
Atriplex	Henbit	Nightshade, Hairy	Sida, Prickly*
Beans, Volunteer*	Horsenettle*	Peas, Volunteer*	Smartweed, Ladysthumb*
Beggarweed, Florida	Horseweed (Marestail)*	Pigweed, Redroot	Smartweed, Pennsylvania*
Buckwheat, Wild*	Jimsonweed	Pigweed, Smooth	Soybean, Volunteer
Buffalobur	Kochia*	Pigweed, Tumble	Sunflower, Common*
Carpetweed	Lambsquarters, Common	Pokeweed*	Thistle, Canada*
Chickweed, Common	Lentils, Volunteer*	Potatoes, Volunteer	Velvetleaf
Clover spp.	Mallow, Venice*	Purslane, Common	Waterhemp, Common*
Cocklebur, Common	Morningglory, Entireleaf*	Pusley, Florida	Waterhemp, Tall*

Deadnettle, Purple	Morningglory, Ivyleaf*	Radish, Wild	Wormwood, Biennial*
Devil's Claw	Morningglory, Pitted*	Ragweed, Common*	
Galinsoga	Morningglory, Tall*		
Broadleaves - Partially Controlled			
Alfalfa, Volunteer (Seedling)*	Carrot, Wild*	Dock, Curly*	Prickly Lettuce
Bedstraw, Catchweed*	Dandelion, Common*	Knotweed, Prostrate	Sicklepod*
Burcucumber*			
Grasses and Sedges - Controlled			
Crabgrass, Large* ¹	Signalgrass, Broadleaf* ¹		
Grasses and Sedges - Partially Controlled			
Nutsedge, Yellow*			
*The addition of atrazine at specified label rates may improve control.			
¹ Apply before the weed exceeds 2" in height.			

AcefourPrime will not provide consistent control of emerged grass weeds. For control of emerged grass weeds, a grass herbicide tank mixture may be required (Refer to the “**ACEFOURPRIME TANK MIX COMBINATIONS**” section of this label). Tank mixtures with atrazine can improve control of emerged annual grass and broadleaf weeds. Refer to atrazine product labels for use directions, restrictions, and weeds controlled.

ACEFOURPRIME APPLIED ALONE

Early Pre-Plant (EPP) or Pre-Plant Surface

Application of **AcefourPrime** may be made up to 28 days before planting. A burndown herbicide, such as paraquat, glyphosate, glufosinate, and/or 2,4-D may be tank mixed with **AcefourPrime** to control emerged weeds.

Pre-Plant Incorporated (PPI)

For PPI application, uniformly incorporate **AcefourPrime** into the upper 2" of the soil using a field cultivator, disc, or spring tooth harrow any time within 14 days before planting. Improper incorporation, excessive crop residues, or poor soil tilth may result in erratic, streaked, or otherwise unsatisfactory weed control. Do not mix **AcefourPrime** deeper than 2" into the soil and avoid moving or shaping soil after incorporation.

Pre-Emergence (PRE) Surface

Application of **AcefourPrime** may be made to the soil surface as a broadcast application after planting but before corn emergence. Precipitation or sprinkler irrigation of at least 0.25" is required to bring **AcefourPrime** into contact with germinating weed seeds. If rainfall or sprinkler irrigation does not occur within 7 days after application, weed control may be improved by using a rotary hoe or similar equipment to incorporate the herbicide. Incorporation equipment should be operated at a shallow depth to avoid disturbance of germinating corn seed. Erratic weed control resulting from exposure of untreated soil may occur if surface soil is moved or reshaped after incorporation.

Post-Emergence

AcefourPrime

Application of **AcefourPrime** may be made after field corn emergence. See the “**Adjuvants**” section of this label for adjuvant recommendations. Do not make a post-emergence application to field corn with liquid fertilizer as the carrier or severe crop injury may occur. Apply this treatment when broadleaf weeds are less than 3" tall. Occasional field corn leaf burn may result but this will not affect later corn growth or yield. Post-emergence applications to field corn must occur before the crop reaches 11" in height. Do not make application of **AcefourPrime** to emerged yellow popcorn or severe crop injury may occur.

AcefourPrime will not provide consistent control of emerged grass weeds. For control of emerged grass weeds, a grass herbicide tank mixture may be required (see tank mix section of this label). Tank mixtures with atrazine can improve control of emerged annual grass and broadleaf weeds. See the atrazine product labels for use directions and restrictions and weeds controlled.

Split Application

AcefourPrime may be applied as a split application in field corn, field seed corn, or field silage corn. For a split application program, apply approximately half (50%) of the labeled rate of **AcefourPrime** (for the soil type, from the **Use Rates for AcefourPrime by Soil Texture and Organic Matter Content** table) before crop emergence, followed by a second **AcefourPrime** application at approximately half (50%) of the labeled rate, but a **minimum of 1.25 qts. per acre**, as a post application after corn emergence. The total amount of **AcefourPrime** applied in the split application program cannot exceed the labeled rates by soil type listed in the **Use Rates for AcefourPrime by Soil Texture and Organic Matter Content** table or 3.25 qts. per acre per year. See the **Post-Emergence** section above for instructions on post-emergence applications.

ACEFOURPRIME TANK MIX COMBINATIONS

It is the pesticide user's responsibility to ensure that all products are registered for the intended use. Read and follow the applicable

restrictions and limitations and directions for use on all product labels involved in tank mixing. Users must follow the most restrictive directions for use and precautionary statements of each product in the tank mixture.

Use of Spray Adjuvants with Tank Mixtures

When **AcefourPrime** is used as a pre-emergence herbicide, and before weeds have emerged, spray adjuvants have little or no effect on performance and are not recommended. In burndown situations, where weeds have emerged and the corn has not, an adjuvant(s) may be used with **AcefourPrime** applied alone or when applied in tank mixtures with a burndown herbicide, as allowed on the individual product labels. Use only those adjuvants approved for agricultural crop use. See the Adjuvants section of this label for further instructions.

Burndown Combinations Applied Before Corn Emergence in Reduced Tillage Systems

In reduced or no-till corn before crop emergence, **AcefourPrime** tank mixtures with glyphosate, glufosinate, or paraquat can be used to burn down susceptible emerged weeds. For best results, such tank mixtures must be applied to emerged weeds that are less than 6" tall. Consult the glyphosate, glufosinate, or paraquat product labels for further information and restrictions on use rates, application timings, and weeds controlled.

Pre-Plant and Pre-Emergence Tank Mixtures Applied Before Corn Emergence

In conventional, reduced, or no-till corn prior to crop emergence, the following tank mix partners may be applied by the same methods and at the same timings as **AcefourPrime** unless otherwise specified in the tank mix product label:

- Glyphosate, glufosinate, or paraquat, per product labels, to control susceptible emerged weeds.
- Atrazine, to improve broadleaf and grass weed control.

Follow all tank mix product label directions and restrictions and perform a compatibility test prior to spraying the mixture. It is the pesticide user's responsibility to ensure that all products in the listed mixtures are registered for the intended use. Users must follow the most restrictive directions and precautionary language of the products in the mixture (for example, first aid from one product, spray drift management from another). Tank mixtures with 2,4-D are allowed but extreme care must be taken to ensure tank mix compatibility, as 2,4-D products can vary widely in their compatibility properties.

Post-Emergence Tank Mixtures Applied After Field Corn Emergence

In conventional, reduced, or no-till field corn after crop emergence, the following tank mix partners may be applied by the same methods and at the same timings as **AcefourPrime** unless otherwise specified in the tank mix product label:

- Atrazine, to improve broadleaf and grass weed control.
- For emerged grass control, follow all tank mix product (such as nicosulfuron, rimsulfuron + thifensulfuron-methyl, and nicosulfuron + rimsulfuron) label directions and restrictions and perform a compatibility test prior to spraying the mixture.

Consult the "**Adjuvants**" section of this label for directions when applying **AcefourPrime** alone or in tank mixtures to emerged field corn. It is the pesticide user's responsibility to ensure that all products in the listed mixtures are registered for the intended use. Users must follow the most restrictive directions and precautionary language of the products in the mixture (for example, first aid from one product, spray drift management from another).

Restriction:

- Do not make application of **AcefourPrime** tank mixtures to emerged yellow popcorn or severe crop injury may occur.

ACEFOURPRIME PROGRAMS FOR GLYPHOSATE RESISTANT CORN

AcefourPrime Pre-Emergence Followed by Glyphosate Post-Emergence

AcefourPrime may be applied pre-emergence at a rate as low as 1.8 qts. per acre as part of a two-pass weed control system when followed by a post-emergence application of a glyphosate product that is registered for use in glyphosate resistant field corn. Use higher **AcefourPrime** listed rates, up to the maximum amounts listed by soil type in the **Use Rates for AcefourPrime by Soil Texture and Organic Matter Content** table, if there is a history of glyphosate-resistant weeds in the field. Atrazine may also be tank mixed with **AcefourPrime** to improve broadleaf and grass weed control. When used in this way, **AcefourPrime** will provide reduced competition from the weeds listed in the **WEEDS CONTROLLED** section for a period of 30 or more days, improving the timing flexibility and effectiveness of the follow-up glyphosate application. Follow all use directions and restrictions on the glyphosate and atrazine product labels.

AcefourPrime + Glyphosate Tank Mixture Applied Post-Emergence

AcefourPrime may be applied post-emergence at a rate as low as 1.25 qts. per acre in a tank mixture with a solo glyphosate product that is registered for use in glyphosate resistant field corn. To minimize weed competition effects on the crop, apply this mixture to 1 – 2" tall weeds and before the corn reaches 11" in height. If the glyphosate product includes an adjuvant system (does not call for additional adjuvants), only spray-grade ammonium sulfate (AMS) at 8.5 lbs. per 100 gals. should be added to this tank mixture. If the

glyphosate product label calls for an adjuvant in addition to AMS, add a non-ionic surfactant (NIS) at 0.25% v/v and AMS to the mixture. Follow all use directions and restrictions on the glyphosate product label.

Restriction:

- Do not add urea ammonium nitrate (UAN), crop oil concentrate (COC), or methylated seed oil (MSO) type adjuvants to the mixture or crop injury may occur.

ACEFOURPRIME PROGRAMS FOR GLUFOSINATE RESISTANT CORN

AcefourPrime Pre-Emergence Followed by Glufosinate Post-Emergence

Application of **AcefourPrime** may be made pre-emergence at rate as low as 1.8 qts. per acre as part of a two-pass weed control system when followed by a post-emergence application of a glufosinate product that is registered for use in glufosinate resistant field corn. Use higher **AcefourPrime** listed rates, up to the maximum amounts listed by soil type in the **Use Rates for AcefourPrime by Soil Texture and Organic Matter Content** table, if there is a history of glufosinate-resistant weeds in the field. Atrazine may also be tank mixed with **AcefourPrime** to improve broadleaf and grass weed control. When used in this way, **AcefourPrime** will provide reduced competition from the weeds listed in the WEEDS CONTROLLED section for a period of 30 or more days, improving the timing flexibility and effectiveness of the follow-up glufosinate application. Follow all use directions and restrictions on the glufosinate and atrazine product labels.

AcefourPrime + Glufosinate Tank Mixture Applied Post-Emergence:

Application of **AcefourPrime** may be made post-emergence at a rate as low as 1.25 qts. per acre in tank mixture with a solo glufosinate product that is registered for use in glufosinate tolerant field corn. To minimize weed competition effects on the crop, apply this mixture to 1 -2" weeds and before the corn reaches 11" in height. Ammonium sulfate (AMS) may be added at 8.5 lbs. per 100 gals. as a spray adjuvant as directed on the glufosinate product label but AMS should be the only adjuvant added to this tank mixture. Follow all use directions and restrictions on the glufosinate product label.

Restriction:

- Do not add urea ammonium nitrate (UAN), crop oil concentrate (COC), or methylated seed oil (MSO) type adjuvants to the mixture or crop injury may occur.

STORAGE AND DISPOSAL

Do not contaminate water, food, or feed by storage or disposal.

PESTICIDE STORAGE: Store in original container only. Keep container closed when not in use. Do not store near food or feed. In case of spill or leak on floor or paved surfaces, soak up with vermiculite, earth, or synthetic absorbent.

PESTICIDE DISPOSAL: Pesticide wastes are toxic. Improper disposal of excess pesticide, spray mixture, or rinsate is a violation of Federal law. If these wastes cannot be disposed of by use according to label instructions, contact your State Pesticide or Environmental Control Agency or the Hazardous Waste Representative at the nearest EPA Regional Office for guidance.

[CONTAINER HANDLING [Less Than 5 Gallons]: Non-refillable container. Do not reuse or refill this container. Offer for recycling if available. Triple rinse container (or equivalent) promptly after emptying. Triple rinse as follows: Empty the remaining contents into application equipment or mix tank. Drain for 10 seconds after the flow begins to drip. Fill the container ¼ full with water and recap. Shake for 10 seconds. Pour rinsate into application equipment or mix tank or store rinsate for later use and disposal. Drain for 10 seconds after the flow begins to drip. Repeat this procedure two more times. Then offer for recycling if available or puncture and dispose of in a sanitary landfill, or by other procedures allowed by State and local authorities.]

[CONTAINER HANDLING [Greater Than 5 Gallons]: Non-refillable container. Do not reuse or refill this container. Offer for recycling, if available. Triple rinse container (or equivalent) promptly after emptying. Triple rinse as follows: Empty the remaining contents into application equipment or a mix tank. Fill the container ¼ full with water. Replace and tighten closures. Tip container on its side and roll it back and forth, ensuring at least one complete revolution, for 30 seconds. Stand the container on its end and tip it back and forth several times. Turn the container over onto its other end and tip it back and forth several times. Empty the rinsate into application equipment or a mix tank or store rinsate for later use or disposal. Repeat this procedure two more times. Then offer for recycling if available or reconditioning if appropriate or puncture and dispose of in a sanitary landfill, or by other procedures allowed by State and local authorities.]

[CONTAINER HANDLING [For Bulk and Mini-Bulk Containers]: Refillable container. Refill this container with pesticide only. Do not use this container for any other purpose. Cleaning the container before final disposal is the responsibility of the person disposing of the container. Cleaning before refilling is the responsibility of the person refilling. To clean container before final disposal, empty the remaining contents from this container into application equipment or mix tank. Fill the container about 10 percent full with water. Agitate vigorously or recirculate water with the pump for 2 minutes. Pour or pump rinsate into application equipment or rinsate collection system. Repeat this rinsing procedure two more times. Then offer for recycling if available or puncture and dispose of in a sanitary landfill, or by other procedures allowed by State and local authorities.]

CONTAINER IS NOT SAFE FOR FOOD, FEED, OR DRINKING WATER!

CONDITIONS OF SALE AND LIMITATION OF WARRANTY AND LIABILITY

NOTICE: Read the entire Directions for Use and Conditions of Sale and Limitation of Warranty and Liability before buying or using this product. If the terms are not acceptable, return the product at once, unopened, and the purchase price will be refunded.

The Directions for Use of this product must be followed carefully. It is impossible to eliminate all risks inherently associated with the use of this product. Ineffectiveness or other unintended consequences may result because of such factors as manner of use or application, weather, presence of other materials or other influencing factors in the use of the product, which are beyond the control of LG Chem Ltd or Seller. To the extent consistent with applicable law, all such risks shall be assumed by Buyer and User, and Buyer and User agree to hold LG Chem Ltd and Seller harmless for any claims relating to such factors.

LG Chem Ltd warrants that this product conforms to the chemical description on the label and is reasonably fit for the purposes stated in the Directions for Use, subject to the inherent risks referred to above, when used in accordance with directions under normal use conditions. This warranty does not extend to the use of this product contrary to label instructions, or under conditions not reasonably foreseeable to or beyond the control of Seller or LG Chem Ltd and Buyer and User assume the risk of any such use. To the extent consistent with applicable law, LG Chem Ltd MAKES NO WARRANTIES OF MERCHANTABILITY OR OF FITNESS FOR A PARTICULAR PURPOSE NOR ANY OTHER EXPRESS OR IMPLIED WARRANTY EXCEPT AS STATED ABOVE.

To the extent consistent with applicable law, neither LG Chem Ltd nor Seller shall be liable for any incidental, consequential or special damages resulting from the use or handling of this product. TO THE EXTENT CONSISTENT WITH APPLICABLE LAW, THE EXCLUSIVE REMEDY OF THE USER OR BUYER, AND THE EXCLUSIVE LIABILITY OF LG CHEM LTD AND SELLER FOR ANY AND ALL CLAIMS, LOSSES, INJURIES OR DAMAGES (INCLUDING CLAIMS BASED ON BREACH OF WARRANTY, CONTRACT, NEGLIGENCE, TORT, STRICT LIABILITY OR OTHERWISE) RESULTING FROM THE USE OR HANDLING OF THIS PRODUCT, SHALL BE THE RETURN OF THE PURCHASE PRICE OF THE PRODUCT OR, AT THE ELECTION OF LG CHEM LTD OR SELLER, THE REPLACEMENT OF THE PRODUCT.

LG Chem Ltd and Seller offer this product, and Buyer and User accept it, subject to the foregoing Conditions of Sale and Limitation of Warranty and Liability, which may not be modified except by written agreement signed by a duly authorized representative of LG Chem Ltd.

[All trademarks are the property of their respective owners.]