

71532-2

10/17/2008

1/23



UNITED STATES ENVIRONMENTAL PROTECTION AGENCY
WASHINGTON, D.C. 20460

OFFICE OF
PREVENTION, PESTICIDES AND
TOXIC SUBSTANCES

Jane M. Miller
Agent for LG Life Sciences, Ltd.
C/o BIOLOGIC, Inc.
115 Obtuse Hill Road
Brookfield, CT 06804

OCT 17 2008

SUBJECT: Application for Pesticide Notification – Move Directions Per TN and Delete
Statement for Non-Existing Publication per IN
LG Permethrin 3.2 Termiticide/Insecticide
EPA Reg. No. 71532-2
Application Dated September 20, 2007

Dear Ms. Miller:

The Agency is in receipt of your Application for Pesticide Notification under Pesticide Registration Notice (PRN) 98-10 for the above product. The Registration Division (RD) has conducted a review of this request for its applicability under PRN 98-10 and finds that the actions requested fall within the scope of PRN 98-10. The label submitted with the application has been stamped "Notification" and will be placed in our records.

If you have any questions, please call me directly at 703-305-6249 or Terri Stowe of my staff at 703-305-6117.

Sincerely,

A handwritten signature in black ink, appearing to be "Linda Arrington".

Linda Arrington
Notifications & Minor Formulations Team Leader
Registration Division (7505P)
Office of Pesticide Programs

2/23

Please read instructions on reverse before completing form.

Form Approved. OMB No. 2070-0060. Approval expires 2-28-95



United States
Environmental Protection Agency
Washington, DC 20460

<input type="checkbox"/>	Registration
<input type="checkbox"/>	Amendment
<input checked="" type="checkbox"/>	Other

OPP Identifier Number

Application for Pesticide - Section I

1. Company/Product Number 71532-2	2. EPA Product Manager G. LaRocca	3. Proposed Classification <input type="checkbox"/> None <input type="checkbox"/> Restricted
4. Company/Product (Name) LG Permethrin 3.2 Termiticide/Insecticide	PM# 13	
5. Name and Address of Applicant (Include ZIP Code) LG Life Sciences, Ltd. C/O Biologic, Inc. 115 Obtuse Hill Road Brookfield, CT 06804 <input type="checkbox"/> Check if this is a new address	6. Expedited Review. In accordance with FIFRA Section 3(c)(3)(b)(i), my product is similar or identical to the product in the following position and labeling to: EPA Reg. No. <u>OCT 16 2008</u> Product Name _____	

Section - II

<input type="checkbox"/> Amendment - Explain below.	<input checked="" type="checkbox"/> Final printed labels in response to Agency letter dated _____
<input type="checkbox"/> Resubmission in response to Agency letter dated _____	<input type="checkbox"/> "Me Too" Application.
<input checked="" type="checkbox"/> Notification - Explain below.	<input type="checkbox"/> Other - Explain below.

Explanation: Use additional page(s) if necessary. (For section I and Section II.)

This is a notification to move directions and delete a statement about a publication that does not exist (per the state of Indiana) per PR Notice 98-10. This notification is consistent with the provisions of PR Notice 98-10 and the EPA regulations at 40 CFR 152.46, and no other changes have been made to the labeling or the confidential statement of formula of this product. I understand that it is a violation of 18 U.S.C. Sec. 1001 to willfully make any false statement to EPA. I further understand that if this notification is not consistent with the terms of PR Notice 98-10 and 40 CFR 152.46, this product may be in violation of FIFRA and may be subject to enforcement action and penalties under sections 12 and 14 of FIFRA.

Section - III

1. Material This Product Will Be Packaged In:

Child-Resistant Packaging <input type="checkbox"/> Yes <input type="checkbox"/> No	Unit Packaging <input type="checkbox"/> Yes <input type="checkbox"/> No	Water Soluble Packaging <input type="checkbox"/> Yes <input type="checkbox"/> No	2. Type of Container <input type="checkbox"/> Metal <input type="checkbox"/> Plastic <input type="checkbox"/> Glass <input type="checkbox"/> Paper <input type="checkbox"/> Other (Specify) _____
* Certification must be submitted		If "Yes" Unit Packaging wgt. No. per container	If "Yes" Package wgt No. per container

3. Location of Net Contents Information
 Label Container

4. Size(s) Retail Container

5. Location of Label Directions

6. Manner in Which Label is Affixed to Product
 Lithograph
 Paper glued
 Stenciled Other _____

Section - IV

1. Contact Point (Complete items directly below for identification of individual to be contacted, if necessary, to process this application.)

Name Jane M. Miller	Title Agent	Telephone No. (Include Area Code) (203) 740-1200
------------------------	----------------	---

Certification

I certify that the statements I have made on this form and all attachments thereto are true, accurate and complete. I acknowledge that any knowingly false or misleading statement may be punishable by fine or imprisonment or both under applicable law.

6. Date Application Received
(Stamped)

.....

.....

.....

.....

.....

.....

.....

.....

.....

.....

2. Signature 	3. Title Agent
4. Typed Name Jane M. Miller	5. Date September 20, 2007

3/23

BIOLÓGIC INC.
agribusiness professionals

September 20, 2007

Document Processing Desk (NOTIF)
Office of Pesticide Programs (7504P)
US Environmental Protection Agency
One Potomac Yard
2777 S. Crystal Drive
Room S-4900, 4th Floor
Arlington, VA 22202

Attention: Mr. George LaRocca (PM #13)
RE: LG Permethrin 3.2 Termiticide/Insecticide, EPA Reg. No. 71532-2
Notification to move/eliminate text per feedback from states.

Dear Mr. LaRocca:

Please find enclosed an Application for Pesticide Notification for the above-mentioned product. This notification is submitted as a result of requests from the states of Tennessee and Indiana after we submitted the final labeling for state registration. Their comments may be summarized as follows:

1. The state of Indiana has asked that we delete the sentence on page 7 in the second paragraph, beginning with "To meet termite proofing requirements..." because the document does not exist (ref. attached letter from Ed White).
2. The state of Tennessee has asked us to move the sentence on page 8 in the first paragraph beginning with "If soil will not accept..." to page 5 under the **Application Rate** heading so that it pertains to both Pre-and Post-Construction applications. This is an issue for enforcement in the state.
3. We have also added the appropriate language to the warranty statement such as "applicable law", etc.

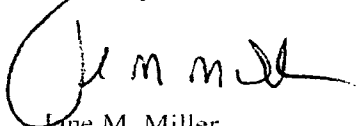
Both states have refused to register this product unless these changes are made. The following documents are enclosed to process this Notification:

1. An application for Pesticide Notification form (EPA Form #8570-1)
2. Copy of the letter from the State of Indiana.
3. One (1) copy of the label with the additions underlined and the deletions lined through.
4. Two (2) copies of clean labeling.


Please return a one copy of the approved label so that we may provide it to the states during the registration process.

Should you have any questions, or otherwise wish to reach me, please call our office at (203) 740-1200.

Sincerely,



Jane M. Miller
Agent to LG Life Sciences, Ltd.



4/23

R. D. Waltz
State Chemist &
Seed Commissioner

R. J. Noel
Associate State Chemist &
Laboratory Director

R. L. Geiger
Feed Administrator

D. B. Groves
Chief Inspector &
Auditor

Office of

INDIANA STATE CHEMIST AND SEED COMMISSIONER

Purdue University • 175 S University Street
West Lafayette, IN 47907-2063
(765) 494-1492 • Fax (765) 494-4331
www.isco.purdue.edu

M. R. Hancock
Fertilizer Administrator

L. W. Nees
Seed Administrator

D. E. Scott
Pesticide Administrator

C. L. Wiese
Accounting &
Administrative Assistant

September 14, 2007

Lisa Weise
Biologic Inc.
115 Obtuse Hill Road
Brookfield CT 06804

Dear Ms. Weise:

Recently you submitted an application to register your pesticide product

**PermaStar Pro Permethrin Termiticide/Insecticide
EPA Reg. No. 71532-2-73006**

in Indiana for the 2007 registration year.

Our review of the label submitted for your product reveals that it contains unacceptable label language, specifically the statement:

To meet termite-proofing requirements, follow the procedures in the latest edition of the Housing and Urban Development Minimum Property Standards.

This statement refers to a U.S. government publication which does not exist.

The Office of the Indiana State Chemist will **CONDITIONALLY** register this product for 2007 and a twelve (12) month period beginning January 1, 2008. The label submitted to this Office by AMVAC on June 27, 2007 may be used during the conditional registration period

This conditional registration will allow LG International (America) Inc. the time and opportunity necessary to **make this and any other necessary label changes and submit a revised label to U.S. EPA which accepted the statement above without verifying the existence of the referenced HUD publication.** The conditional registration for this product will expire on December 31, 2008.


If you have any questions regarding this matter, please contact me or David E. Scott at 765-494-1587

Sincerely,



Edward M. White
Assistant Pesticide Administrator

cc: Meonii Bristol - U.S. EPA R-5



5/23

LG Permethrin 3.2

Termiticide/Insecticide

For use by individuals/firms licensed or registered by the state to apply pesticide products. States may have more restrictive requirements regarding qualifications of persons using this product. Consult the pest control regulatory agency of your state prior to use of this product.

Active Ingredient:	
Permethrin*	39.2%
Inert Ingredients**:	60.8%
Total	100.0%

*(3-Phenoxyphenyl) methyl (±) *cis-trans* 3-(2,2-dichloroethenyl)-2,2-dimethylcyclopropanecarboxylate

cis/trans ratio: Max. 55% (±) *cis* and min. 45% (±) *trans*

**Contains petroleum distillates

Contains 3.2 pounds permethrin per gallon.

NOTIFICATION

OCT 16 2008

KEEP OUT OF REACH OF CHILDREN

CAUTION

See back panel and label booklet for additional precautionary information.

Manufactured by:

LG Life Sciences, Ltd.
20 Yoido-dong, Youngdungpo-gu
Seoul 150 721 Korea

EPA Reg. No.: 71532-2
EPA Est. No.: 44616-MO-1
Net Contents: 1.25 gal.

6/83

(Label Booklet)

PRECAUTIONARY STATEMENTS
Hazards to Humans and Domestic Animals
CAUTION

Harmful if swallowed, inhaled or absorbed through the skin. Avoid contact with skin, eyes, or clothing. Avoid breathing dust, vapor or spray mist. Wash thoroughly with soap and water after handling. Remove contaminated clothing and wash before reuse.

FIRST AID	
If swallowed:	<ul style="list-style-type: none"> · Immediately call a poison control center or doctor. · Do not induce vomiting unless told to do so by a poison control center or doctor. · Do not give any liquid to the person. · Do not give anything by mouth to an unconscious person.
If in eyes:	<ul style="list-style-type: none"> · Hold eyelid open and rinse slowly and gently with water for 15-20 minutes. · Remove contact lenses, if present, after the first 5 minutes, then continue rinsing eye. · Call a poison control center or doctor for treatment advice.
If on skin or clothing:	<ul style="list-style-type: none"> · Take off contaminated clothing. · Rinse skin immediately with plenty of water for 15-20 minutes. · Call a poison control center or doctor for treatment advice.
If inhaled:	<ul style="list-style-type: none"> · Remove person to fresh air. · If person is not breathing, call 911 or an ambulance, then give artificial respiration, preferably mouth-to-mouth, if possible. · Call a poison control center or doctor for further treatment advice.
Have the product container or label with you when calling a poison control center or doctor or going for treatment.	
Note to Physician: This product contains aromatic hydrocarbons which can produce a severe pneumonitis if aspirated. Consideration should be given to gastric lavage with an endotracheal tube in place. Treatment is controlled removal of exposure followed by symptomatic and supportive care.	

Personal Protective Equipment

All pesticide handlers (mixers, loaders and applicators) must wear:

- long-sleeved shirt and long pants
- shoes and socks
- chemical-resistant gloves.

After the product is diluted in accordance with label directions for use, shirt, pants, shoes, and water resistant gloves are sufficient. Pesticide handlers must wear protective eyewear when applying termiticide by rodding or sub-slab injection.

When working in a non-ventilated area all pesticide handlers must wear:

- Respiratory protection device (air-purifying respirator with NIOSH approved TC-23C pesticide cartridges)
- Protective eyewear

ENVIRONMENTAL HAZARDS

This product is highly toxic to bees exposed to direct treatment or residues on crops or weeds. Do not apply this product or allow it to drift to crops or weeds on which bees are actively foraging. Additional information may be obtained from your Cooperative Extension Service.

This pesticide is extremely toxic to fish and aquatic invertebrates. Do not apply directly to water or to areas where surface water is present or to intertidal areas below the mean high water mark. Do not contaminate water by cleaning of equipment or disposal of equipment washwaters. Do not apply when weather conditions favor drift from treated areas.

PHYSICAL OR CHEMICAL HAZARDS

Do not use or store near heat or open flame.

DIRECTIONS FOR USE

It is a violation of Federal law to use this product in a manner inconsistent with its labeling.

SHAKE WELL BEFORE USING

STORAGE AND DISPOSAL

Do not contaminate water, food or feed by storage or disposal.

Pesticide Storage: Store at room temperatures above 40°F (5°C). If separation occurs, and less than entire contents of container are to be used, remix by agitation. For the 1.25 and 2.5 gallon containers, invert and shake several times until contents are homogeneous. For the 5 gallon container, rock container forward and backward vigorously until contents are homogeneous.

If crystals form, warm to room temperature 70°F (21°C) by room heating only for 24-48 hours and shake occasionally until crystals dissolve and the product appears uniform. Do not use external source of heat for warming container.

Do not use or store near heat, open flame or hot surfaces.

Keep out of reach of children and animals. Store in original containers only. Store in a cool, dry place and avoid excess heat. Carefully open containers. After partial use, replace lids and close tightly. Do not put concentrate or dilute material into food or drink containers. Do not contaminate other pesticides or fertilizers by storage or disposal.

In case of spill, avoid contact, isolate area and keep out animals and unprotected persons. Confine spill by: If liquid, dike surrounding area or absorb with sand, cat litter, commercial clay or gel absorbents. If dry material, cover to prevent dispersal. Place damaged package in a holding container. Identify contents.

Pesticide Disposal: Wastes resulting from the use of this product may be disposed of on site or at an approved waste disposal facility.

Container Disposal:

Plastic Containers: Triple rinse (or equivalent). Then offer for recycling or reconditioning, or puncture and dispose of in a sanitary landfill, or incineration, or, if allowed by state and local authorities, by burning. If burned, stay out of smoke.

Metal Containers: Triple rinse (or equivalent). Then offer for recycling or reconditioning, or puncture and dispose of in a sanitary landfill, or by other procedures approved by state and local authorities. Do not cut or weld metal containers.

Returnable/Refillable Sealed Containers: Do not rinse container. Do not empty remaining formulated product. Do not break seals. Return intact to point of purchase.

General Information on the Use of This Product

Not for use on plants being grown for sale or other commercial use, or for commercial seed production, or for research purposes. For use on plants intended for aesthetic purposes or climatic modification and being grown in interior landscapes, ornamental gardens or parks, or lawns and grounds.

Choice of appropriate procedures should include consideration of such variable factors as the design of the structure, location of heating, ventilation, and air conditioning (HVAC) systems, water table, soil type, soil compaction, grade conditions, and location and type of domestic water supplies and utilities.

Do not apply to drainage systems such as sumps, trench drains, leach beds or other effluent discharge systems.

For advice concerning current control practices with relation to the specific local conditions, consult resources in structural pest control and state cooperative extension and regulatory agencies.

SUBTERRANEAN TERMITE CONTROL

The use of this product prevents and controls termite infestations in and around structures and constructions.

When treating adjacent to an existing structure, the applicator must check the area to be treated, and immediately adjacent areas of the structure, for visible and accessible cracks and holes to prevent any leaks or significant exposures to persons occupying the structure. People present or residing in the structure during application must be advised to remove their pets and themselves from the structure if they see any sign of leakage. After application, the applicator is required to check for leaks. All leaks resulting in the deposition of termiticide in locations other than those prescribed on this label must be cleaned up prior to leaving the application site. Do not allow people or pets to contact contaminated areas or to reoccupy contaminated areas of the structure until clean up is completed.

The dilute insecticidal emulsion must be adequately dispersed in the soil to establish a barrier between the wood and the termites in the soil. As a good practice: 1) all non-essential wood and cellulose containing materials should be removed from around foundation walls, crawl spaces and porches; 2) eliminate termite access to moisture by repairing faulty plumbing and/or construction grade. Soil around untreated structural wood in contact with soil should be treated as described below.

To establish an effective insecticidal barrier with this product the service technician must be familiar with current control practices such as: trenching, rodding, subslab injection, coarse fan spraying of soil surfaces, crack and crevice (void) injection, excavated soil treatment, and brush or spray applications to infested susceptible wood. These techniques must be correctly employed to prevent or control infestations by subterranean termites such as: *Coptotermes*, *Heterotermes*, *Reticulitermes*, and *Zootermopsis*. The biology and behavior of the involved species involved should be considered by the service technician in determining which control practices to use to eliminate or prevent the termite infestation.

Important: Contamination of public and private water supplies must be avoided by following these procedures: Use anti-backflow equipment or procedures to prevent siphonage of insecticide into water supplies. Do not contaminate cisterns or wells. Do not treat soil that is water saturated or frozen. Do not treat while precipitation is occurring. Consult state and local specifications for recommended distances of wells from treated areas, or if such regulations do not exist, refer to Federal Housing Administration Specifications (HUD) for guidance.

Note: Crawlspaces are to be considered inside of the structure.

Critical Areas: Critical areas include areas where the foundation is penetrated by utility services, cracks, and expansion joints, bath traps and areas where cement constructions have been poured adjacent to the foundation such as stairs, patios, and slab additions.

Structures with Wells/Cisterns Inside Foundations: Structures that contain wells or cisterns within the foundation of a structure can only be treated using the following techniques:

1. Do not treat soil while it is beneath or within the foundation or along the exterior perimeter of a structure that contains a well or cistern. The treated backfill method must be used if the soil is removed and treated outside/away from the foundation. The treated backfill technique is described as follows:
 - a. Trench and remove soil to be treated onto heavy plastic sheeting or similar material or into a wheelbarrow.

b. Treat the soil at the rate of 4 gallons of dilute emulsion per 10 linear feet per foot of depth of the trench or 1 gallon per 1.0 cubic feet of soil (see "Mixing Directions" section of this label). Mix thoroughly into the soil taking care to contain the liquid and prevent runoff or spillage.

c. After the treated soil has absorbed the diluted emulsion, replace the soil into the trench.

2. Treat infested and/or damaged wood in place using an injection technique such as is described in the "Control of Wood Infesting Insects" section of this label.

Structures with Adjacent Wells/Cisterns and/or Other Water Bodies: Applicators must inspect all structures with nearby water sources such as wells, cisterns, surface ponds, streams, and other bodies of water and evaluate, at a minimum, the treatment recommendations listed below prior to making an application.

1. Prior to treatment, if feasible, expose the water pipe(s) coming from the well to the structure, if the pipe(s) enter the structure within 3 feet of grade.

2. Prior to treatment applicators are advised to take precautions to limit the risk of applying the termiticide into subsurface drains that could empty into any bodies of water. These precautions include evaluating whether application of the termiticide to the top of the footer may result in contamination of the subsurface drain. Factors such as depth to the drain system and soil type and degree of compaction should be taken into account in determining the depth of treatment.

3. When appropriate (i.e. on the water side of the structure), the treated backfill technique (described above) can also be used to minimize off-site movement of termiticide.

Prior to using this technique near wells or cisterns, consult state, local or Federal agencies for information regarding approved treatment practices in your area.

Application Rate: Use 0.5% emulsion for subterranean termites. For other pests on the label use specific listed rates.

If soil will not accept the labeled application volume, the volume may be reduced provided there is a corresponding increase in concentration so that the amount of active ingredient applied to the soil remains the same.

Mixing Directions:

Mix the termiticide use dilution in the following manner:

1. Fill the tank 1/4 to 1/3 full
2. Start pump to begin by-pass agitation and place end of treating tool in tank to allow circulation through hose
3. Add appropriate amount of LG Permethrin 3.2 Termiticide/Insecticide
4. Add remaining amount of water
5. Let pump run and allow recirculation through the hose for 2 to 3 minutes.

LG Permethrin 3.2 Termiticide/Insecticide may also be mixed into full tanks of water, but requires substantial agitation to insure uniformity of the emulsion.

To prepare a 0.5% water emulsion, ready to use, dilute 1.25 gallons of LG Permethrin 3.2 Termiticide/Insecticide with 94.75 gallons of water.

10/23

Mixing: For the desired application rate, use the chart below to determine the amount of LG Permethrin 3.2 Termiticide/Insecticide for a given volume of finished emulsion:

Amount of LG Permethrin 3.2 Termiticide/Insecticide (Gallons except where noted)			
Emulsion Concentration	Amount of LG Permethrin 3.2 Termiticide/Insecticide	Amount of Water	Desired Gallons of Finished Emulsion
0.5%	1 2/3 fl. oz.	7.9 pints	1
	6 2/3 fl. oz.	31.6 pints	4
	8 1/3 fl. oz.	39.5 pints	5
	16 2/3 fl. oz.	9.9	10
	0.25	18.75	19
	0.5	37.5	38
	0.75	57.25	58
	1.25	94.75	96
	2.5	189.5	192
1.0%*	1 2/3 fl. oz.	62 1/3 fl. oz	0.5
	3 1/3 fl. oz.	7.8 pints	1
	6 2/3 fl. oz.	15.6 pints	2
	16 2/3 fl. oz.	4.9	5
	33 1/3 fl. oz.	9.7	10
	0.5	18.5	19
	1	37	38
	1.5	56.5	58
	2.5	93.5	96
5	187	192	
2.0%*	1 2/3 fl. oz.	30 1/3 fl. oz	.25
	6 2/3 fl. oz.	7.6 pints	1
	33 1/3 fl. oz.	4.74	5
	66 2/3 fl. oz.	9.5	10
	1	18	19
	2	36	38
	3	55	58
5	91	96	
10	182	192	

Common units of measure:

1 pint = 16 fluid ounces (oz.)

1 gallon = 4 quarts = 8 pints = 128 fluid ounces (oz.)

*For termite applications, only use these rates in conjunction with the application volume adjustments as listed in the section below or in the foam or underground service application sections.

Pre-Construction Subterranean Termite Treatment

Do not apply at a lower dosage and/or concentration than specified on this label for applications prior to installation of the finished grade.

When treating foundations deeper than 4 feet, apply the termiticide as the backfill is being replaced, or, if the construction contractor fails to notify the applicator to permit this, treat the foundation to a minimum depth of 4 feet after backfill has been installed. The applicator must trench and rod into the trench along the foundation walls and around pillars and other foundation elements at the rate prescribed from grade to a

minimum depth of 4 feet. When the top of the footing is exposed, the applicator must treat the soil adjacent to the footing to a depth not to exceed the bottom of the footing. However, in no case should a structure be treated below the footing.

Effective pre-construction subterranean termite control is achieved by the establishment of vertical and/or horizontal insecticidal barriers using 0.5% emulsion of LG Permethrin 3.2 Termiticide/Insecticide. ~~To meet termite proofing requirements, follow the procedures in the latest edition of the Housing and Urban Development Minimum Property Standards (refer to USDA Home and Garden Bulletin No. 64).~~

Horizontal Barriers

Create a horizontal barrier whenever treated soil will be covered, such as footing trenches, slab floors, carports, and the soil beneath stairs and crawlspaces.

For a 0.5% rate, apply 1 gallon of dilution per 10 square feet, or use 1.6 fluid ounces of LG Permethrin 3.2 Termiticide/Insecticide per 10 square feet in sufficient water (no less than 1/2 gallon or more than 2 gallons) to provide thorough and continuous coverage of the area being treated.

If the fill is washed sand or gravel or other coarse material, it is important that a sufficient amount of dilution be used to reach the soil substrate beneath the coarse fill.

For the State of Mississippi: If the fill is washed sand or gravel or other coarse material apply 2 gallons of dilution per 10 sq. ft. to reach the soil substrate beneath the coarse fill.

Applications shall be made by a low pressure spray (less than 50 p.s.i.) using a coarse spray nozzle. If slab will not be poured the same day as treatment, cover treated soil with a water-proof barrier such as polyethylene sheeting. This is not necessary if foundation walls have been installed around the treated soil.

Vertical Barriers:

Vertical barriers should be established in areas such as around the base of foundations, plumbing, utility entrances, back-filled soil against foundation walls and other critical areas.

For a 0.5% rate, apply 4 gallons of dilution per 10 linear feet per foot of depth or 1.6 fluid ounces of LG Permethrin 3.2 Termiticide/Insecticide per 10 linear feet per foot of depth in sufficient water (no less than 2 gallons or more than 8 gallons) to ensure complete coverage.

1. When trenching and rodding into the trench or trenching, it is important that emulsion reaches the top of the footing. Rod holes should be spaced to provide a continuous insecticidal barrier but in no case shall exceed 12 inches apart.
2. Care should be taken to avoid soil wash-out around the footing.
3. Trenches need not be wider than 6 inches. Emulsion should be mixed with the soil as it is being replaced in the trench.
4. For a monolithic slab, an inside vertical barrier may not be required.

Hollow block voids may be treated at a rate of 2 gallons of emulsion per 10 linear feet so that the emulsion will reach the top of the footing.

Prior to each application, applicators must notify the general contractor, construction superintendent, or similar responsible party, of the intended termiticide application and intended sites of application and instruct the responsible party to notify construction workers and other individuals to leave the area to be treated during application and until the termiticide is absorbed into the soil.

Post-Construction Subterranean Termite Treatments

Application Volume: To provide maximum control and protection against termite infestation apply the specified volume of the finished water emulsion and active ingredient as set forth in the Directions for Use section of this label. ~~If soil will not accept the labeled application volume, the volume may be reduced provided there is a corresponding increase in concentration so that the amount of active ingredient applied to the soil remains the same.~~

Note: Large reductions of application volume reduce the ability to obtain a continuous barrier. Variance is allowed when volume and concentration are consistent with label directed rates and a continued barrier can still be achieved.

Where desirable for post construction treatments, the volume of the 1.0% emulsion may be reduced by 1/2 the labeled volume or a 2.0% emulsion may be applied at 1/4 the labeled volume (see Volume Adjustment Chart). Volume adjustments at 2.0% are not recommended for subslab injection. See Volume Adjustment Chart below.

For the State of Mississippi: If the soil will not accept the labeled application volume, the 1.0% emulsion may be reduced by 1/2 the labeled volume for vertical barriers only. For all Post Construction Treatments no less than 1/2 gallon of emulsion per 10 sq. ft. may be applied.

Note: When volume is reduced, the hole spacing for subslab injection and soil rodding may require similar adjustment to account for lower volume dispersal of the termiticide in the soil.

Volume Adjustment Chart			
Rate (% emulsion)	0.5%	1.0%	2.0%
Volume allowed			
Horizontal (gallons emulsion/10 sq. ft.)	1.0 gallons	0.5 gallons	0.25 gallons*
Vertical (gallons emulsion/10 lin. ft.)	4.0 gallons	2.0 gallons	1.0 gallons*

*Not recommended for subslab injection.

After Treatment: All holes in commonly occupied areas into which LG Permethrin 3.2 Termiticide/Insecticide has been applied must be plugged. Plugs must be of a non-cellulose material or covered by an impervious, non-cellulose material.

Use a 0.5% emulsion for post-construction treatment. Post-construction soil applications shall be made by injection, by trenching or rodding into the trench, or coarse fan spray with pressures not exceeding 25 p.s.i. at the nozzle. Care should be taken to avoid soil wash-out around the footing.

Do not apply emulsion until location of wells, radiant heat pipes, water and sewer lines, and electrical conduits are known and identified. Caution must be taken to avoid puncturing and injections into these elements.

Not for use in voids insulated with rigid foam.

Foundations: For applications made after the final grade is installed, the applicator must trench and rod into the trench or trench along the foundation walls and around pillars and other foundation elements at the rate prescribed from grade to the top of the footing. When the footing is more than 4 feet below grade, the applicator must trench and rod into the trench or trench along the foundation wall at the rate prescribed to a minimum depth of 4 feet. The actual depth of treatment will vary depending on soil type, degree of compaction, and location of termite activity. When the top of the footing is exposed, the applicator must treat the soil adjacent to the footing to a depth not to exceed the bottom of the footing. However, in no case should a structure be treated below the footing.

Slabs: Vertical barriers may be established by sub-slab injection within the structure and trenching or rodding into the trench outside at the rate of 4 gallons of emulsion per 10 linear feet per foot of depth. Special care must be taken to distribute the treatment evenly. Treatment should not extend below the bottom of the footing.

Treat along the outside of the foundation and where necessary beneath the slab on the inside of foundation walls. Treatment may also be required beneath the slab along both sides of interior footing-supported walls, one side of interior partitions and along all cracks and expansion joints. Horizontal barriers may be established where necessary by long-rodding or by grid pattern injection vertically through the slab.

1. Drill holes in the slab and/or foundation to allow for the application of a continuous insecticidal barrier.
2. For shallow foundations, 1 foot or less, dig a narrow trench approximately 6 inches wide along the outside of the foundation walls. Do not dig below the bottom of the footing. The emulsion should be applied to the trench and soil at 4 gallons of emulsion per 10 linear feet per foot of depth as the soil is replaced in the trench.
3. For foundations deeper than 1 foot follow rate for basement.
4. Exposed soil and wood in bath traps may be treated with a 0.5% emulsion.

Basements: Where the footing is greater than 1 foot in depth from the grade to the bottom of the foundation, application can be made by trenching or rodding into the trench at a rate of 4 gallons of emulsion per 10 linear feet per foot of depth. Where the footing is more than 4 feet below grade, the applicator may trench and/or rod along foundation walls at the rate prescribed for 4 feet of depth. The actual depth of treatment will vary depending on the soil type, degree of compaction, and location of termite activity. However, in no case should a structure be treated below the footing. Sub-slab injection may be necessary along the inside of foundation walls, along cracks and partition walls, around pipes, conduits, piers, and along both sides of interior footing-supported walls.

Accessible Crawl Spaces: For crawl spaces, apply vertical termiticide barriers at the rate of 4 gallons of emulsion per 10 linear feet per foot of depth from grade to top of footing, or if the footing is more than 4 feet below grade, to a minimum depth of 4 feet. Apply by trenching and rodding into the trench, or by trenching. Treat both sides of foundation and around all piers and pipes. Where physical obstructions, such as concrete walkways adjacent to foundation elements prevent trenching, treatment may be made by rodding alone. When soil type and/or conditions make trenching prohibitive, rodding may be used. When the top of the footing is exposed, the applicator must treat the soil adjacent to the footing to a depth not to exceed the bottom of the footing. Read and follow the mixing and use direction section of this label if situations are encountered where the soil will not accept the full application volume.

1. Rod holes and trenches must not extend below the bottom of the footing.
2. Rod holes must be spaced so as to achieve a continuous termiticide barrier but in no case more than 12 inches apart.
3. Trenches must be a minimum of 6 inches deep or to the bottom of the footing, whichever is less, and need not be wider than 6 inches. When trenching in sloping (tiered) soil, the trench must be stepped to ensure adequate distribution and to prevent termiticide from running off. The emulsion must be mixed with the soil as it is replaced in the trench.
4. When treating plenums or crawl spaces, turn off the air circulation system of the structure until application has been completed and all termiticide has been absorbed by the soil.

Inaccessible Crawl Spaces: For inaccessible interior areas, such as areas where there is insufficient clearance between floor joists and ground surfaces to allow operator access, excavate if possible, and treat according to the instructions for accessible crawl spaces. Otherwise, apply one or a combination of the following two methods.

1. To establish a horizontal barrier, apply to the soil surface, 1 gallon of emulsion per 10 square feet overall using a nozzle pressure of less than 25 p.s.i. and a coarse application nozzle (e.g. Delavan Type RD Raindrop, RD-7 or larger, or Spraying Systems Co. 8010LP TeeJet or comparable nozzle). For an area that cannot be reached with the application wand, use one or more extension rods to make the application to the soil. Do not broadcast or powerspray with higher pressure.
2. To establish a horizontal barrier, drill through the foundation wall or through the floor above and treat the soil perimeter at a rate of 1 gallon of emulsion per 10 square feet. Drill spacing must be at intervals not to exceed 16 inches. Many states have smaller intervals so check state regulations which may apply.
3. When treating crawl spaces, turn off the air circulation system of the structure until application has been completed and all termiticide has been absorbed by the soil.

It is highly recommended that prior to treatment, inadequately ventilated crawl spaces be brought into compliance with FHA Minimum Property Standards specifying 1 square foot of ventilator opening per 150 square feet of crawl space area.

Masonry Voids: Drill and treat voids in multiple masonry elements of the structure extending from the structure to the soil in order to create a continuous treatment barrier in the area to be treated. Apply at the rate of 2 gallons of emulsion per 10 linear feet of footing, using a nozzle pressure of less than 25 p.s.i.. When using this treatment, access holes must be drilled below the sill plate and should be as close as possible to the footing as is practical. Treatment voids in block or rubble foundation walls must be closely examined. Applicators must inspect areas of possible runoff as a precaution against application leakage in the treated areas. Some areas may not be treatable or may require mechanical alteration prior to treatment.

All leaks resulting from the deposition of termiticide in locations other than those prescribed on this label must be cleaned up prior to leaving the application site. Do not allow people or pets to contact contaminated areas or to reoccupy the contaminated areas of the structure until the clean-up is completed.

Note: When treating behind the veneer care should be taken not to drill beyond the veneer. If concrete blocks are behind the veneer, both the blocks and the veneer may be drilled and treated at the same time.

Excavation Technique: If treatment must be made in difficult situations, along fieldstone or rubble walls, along faulty foundation walls, and around pipes and utility lines which lead downward from the structure to a wall or pond, application may be made in the following manner:

1. Trench and remove soil to be treated onto heavy plastic sheeting or similar material.
2. Treat the soil at the rate of 4 gallons of emulsion per 10 linear feet per foot of depth of the trench. Mix the emulsion thoroughly into the soil taking care to prevent liquid from running off the liner.
3. After the treated soil has absorbed the liquid emulsion, replace the soil in the trench.

Foam Applications

LG Permethrin 3.2 Termiticide/Insecticide emulsion, from 0.5 to 2.0%, may be converted to a foam with expansion characteristics from 2 to 40 times.

Localized Application

Foam Applications: The emulsion may be converted to a foam and the foam used to control or prevent termite infestations.

Depending on circumstances, foam applications may be used alone or in combination with liquid emulsion applications. Applications may be made behind veneers, piers, chimney bases, into rubble foundations, into block voids or structural voids, under slabs, stoops, porches, or to the soil in crawl spaces, and other similar voids.

Foam and liquid application must be consistent with volume and active ingredient instructions in order to ensure proper application has been made. The volume and amount of active ingredient are essential to an effective treatment. At least 75% of the labeled liquid emulsion volume of product must be applied, with the remaining percent delivered to appropriate areas using foam application. Refer to the label and use recommendations of the foam manufacturer and the foaming equipment manufacturer.

Foam applications are generally a good supplement to liquid treatments in difficult areas, but may be used alone in difficult spots.

Note location of electrical sources prior to foaming voids to avoid possible shock hazard.

Application Under Slabs or to Soil in Crawlspace to Prevent or Control Termites

Application may be made using LG Permethrin 3.2 Termiticide/Insecticide foam alone or in combination with liquid emulsion. The equivalent of at least 4 gallons (6.4 ounces of LG Permethrin 3.2 Termiticide/Insecticide concentrate) of 0.5% emulsion per 10 linear feet (vertical barrier) or at least 1 gallon (1.6 ounces of LG Permethrin 3.2 Termiticide/Insecticide concentrate) of 0.5% emulsion per 10 square feet (horizontal barrier) must be applied either as emulsion, foam or a combination of both. For a foam only application, apply LG Permethrin 3.2 Termiticide/Insecticide concentrate in sufficient foam concentrate and foam volume to deposit 6.4 ounces of concentrate per 10 linear feet or 1.6 ounces of concentrate per 10 square feet. For example, 1 gallon of 2% emulsion generated as foam to cover 10 linear feet is equal to the application of 4 gallons of 0.5% emulsion per 10 linear feet.

Sand Barrier Installation and Treatment

Termites can build mud tubes over treated surfaces as long as they have access to untreated soil and do not have to move LG Permethrin 3.2 Termiticide/Insecticide treated soil. Fill in cracks and spaces with builder's or playbox sand and treat the sand with LG Permethrin 3.2 Termiticide/Insecticide. The sand should be treated as soil following the termiticide rate listed on the LG Permethrin 3.2 Termiticide/Insecticide label.

Retreatment Statement

Retreatment for subterranean termites can only be performed if there is clear evidence of reinfestation or disruption of the barrier due to construction, excavation, or landscaping and/or evidence of the breakdown of the termiticide barrier in the soil. These vulnerable or reinfested areas may be retreated in accordance with application techniques described in this product's labeling. The timing and type of these retreatments will vary depending on factors such as termite pressure, soil types, soil conditions and other factors which may reduce the effectiveness of the barrier.

Annual retreatment of the structure is prohibited unless there is clear evidence that reinfestation or barrier disruption has occurred.

SPECIFIC PEST CONTROL APPLICATIONS

Underground Services

Such as: wires, cables, utility lines, pipes, conduits, etc. Services may be within structures or located outside structures in right-of-ways or to protect long range (miles) of, installations of services.

Soil treatment may be made using 0.5% to 1.0% LG Permethrin 3.2 Termiticide/Insecticide emulsion to prevent attack by termites and ants.

Apply 2 to 4 gallons of emulsion per 10 linear feet to the bottom of the trench and allow to soak into the soil. Lay services on the treated soil and cover with approximately 2 inches of fill soil. Apply another 2 to 4 gallons per 10 linear feet over the soil surface to complete the treatment barrier. In wide trenches, only treat the soil in the area near the services. It is important to establish a continuous barrier of treated soil surrounding the services.

Where soil will not accept the above labeled volume, 1 to 2 gallons of 1.0% LG Permethrin 3.2 Termiticide/Insecticide may be used per 10 linear feet of trench both to the bottom of the trench and over the soil on top of the services.

Finish filling the trench with treated soil. The soil where each service protrudes from the ground may be treated by trenching/rodding of no more than 1 to 2 gallons of emulsion into the soil.

Precautions:

Do not treat electrically active underground services.

Posts, Poles and Other Constructions

Create an insecticidal barrier in the soil around wooden constructions such as signs, fences, and landscape ornamentation by applying 0.5% emulsion.

Previously installed poles and posts may be treated by sub-surface injection or treated by gravity flow through holes made from the bottom of a trench around the pole or post. Treat on all sides to create a continuous insecticidal barrier around the pole. Use 1 gallon of emulsion per foot of depth for poles and posts less than six inches in diameter. For larger poles, use 1.5 gallons of emulsion per foot of depth. Apply to a depth of 6 inches below the bottom of the wood. For larger constructions, use 4 gallons per 10 linear feet per foot of depth.

Treatment of Wood-In-Place for Control of Wood-Infesting Insects

(Localized Areas in Structure)

For the control of insects such as termites, ants, carpenter ants, and wood-infesting beetles such as Old House Borer and Powder Post in localized areas of infested wood in and around structures, apply a 0.5% emulsion to voids and galleries in damaged wood and in spaces between wooden members of a structure and between wood and foundations where wood is vulnerable. Paint on or fan spray applications may also be used. Plastic sheeting must be placed immediately below overhead areas that are spot treated except for soil surfaces in crawlspaces. Application may be made to inaccessible areas by drilling, and then injecting emulsion with a crack and crevice injector into the damaged wood or void spaces. This type of application is not intended to be substituted for soil treatment, mechanical alteration or fumigation to control extensive infestation of wood-infesting insects.

Control of Bees and Wasps Indoors: To control bees, wasps, hornets, and yellow jackets apply a 0.5% emulsion. Application should be made in the late evening when insects are at rest. Spray liberally into hiding and breeding places, especially under attic rafters, contacting as many insects as possible.

Important: Do not apply emulsion until location of heat pipes, ducts, water and sewer lines and electrical conduits are known and identified. Caution must be taken to avoid puncturing and injection into these structural elements. Do not apply into electrical fixtures, switches, or sockets.

GENERAL INFORMATION

LG Permethrin 3.2 Termiticide/Insecticide is to be used for residual pest control in and on buildings and structures and their immediate surroundings and on modes of transport. Permitted areas of use include, but are not limited to industrial buildings, houses, apartment buildings, laboratories, buses, greenhouses (non-commercial) and the non-food/feed areas of stores, warehouses, vessels, railcars, trucks, trailers, aircraft (do not use in aircraft cabins), schools, nursing homes, hospitals (non-patient areas), restaurants, hotels, and food manufacturing, processing and servicing establishments.

Do not tank mix this product with dichlorvos (DDVP) containing products. Can be tank-mixed with Insect Growth Regulators (IGR's) or pyrethrin-containing products. When mixing LG Permethrin 3.2 Termiticide/Insecticide with other products, observe all precautions and limitations on the labels of each product. To prepare the emulsion, dilute LG Permethrin 3.2 Termiticide/Insecticide with water only. To prepare a 0.5% emulsion, mix 1.6 oz. (50 ml) in 1 gallon of water.

LG Permethrin 3.2 Termiticide/Insecticide is an emulsifiable concentrate to be diluted with water and used to control pests in and around home and other structures. The pests controlled are listed in the accompanying tables.

LG Permethrin 3.2 Termiticide/Insecticide may be used as a broadcast or spot application to carpeting, wood, home or residential lawns only and soil (crawl space and perimeter) and as a crack and crevice injection, or paint-on treatment. Crawlspace are considered inside the structure. Consult tables for specific use instructions.

Broadcast Treatment of Wood for the Control of Wood-Infesting Insects and Nuisance Pests Outside of Structure

Apply a 0.5% emulsion with a fan spray using a maximum of 25 p.s.i. Thoroughly treat surfaces but do not allow runoff to occur.

To control wood-infesting insects active inside trees, utility poles, and/or fence posts, drill to find the interior infested cavity and inject a 0.5% emulsion. To control bees, wasps, hornets and yellow-jackets, apply in late evening when insects are at rest. Aim spray at nest openings in ground, bushes and in cracks and crevices which may harbor nests, saturating nest openings and contacting as many insects as possible.

Pests Under Slabs

Infestations of Arthropods, such as ants, cockroaches and scorpions inhabiting under slab area may be controlled by drilling and injecting or horizontal rodding and then injecting 1 gallon of a 0.5% to 1.0% emulsion per 10 square feet or 2 gallons per 10 linear feet.

Pest Control in Crawlspace

Broadcast LG Permethrin 3.2 Termiticide/Insecticide at 0.5% to all surfaces in crawlspace to control ants, fleas, roaches, scorpions, or other arthropods. Product may also be applied through under structure insecticidal delivery systems such as piping or flexible tubing mounted under the structure. This treatment is not intended as a substitute for termite control. Thoroughly treat surfaces but do not let runoff occur. Keep children and pets off structure until dry.

Pest Control on Outside Surfaces and Around Buildings

Apply LG Permethrin 3.2 Termiticide/Insecticide using a 0.5% emulsion as a residual spray to outside surfaces of buildings including, but not limited to, exterior siding, foundations, porches, window frames, eaves, patios, garages, refuse dumps, residential lawns only such as grass areas adjacent or around private homes, duplexes, townhouses, condominiums, house trailers, apartment complexes, carports, garages, fence lines, storage sheds, barns, and other residential and non-commercial structures, soil, trunks of woody ornamentals and other areas where pests congregate or have been seen.

Perimeter Treatment: Apply to a band of soil and vegetation 6 to 10 feet wide around and adjacent to the structure. Also, treat the foundation of the structure to a height of 2 to 3 feet. Use a spray volume of 2 to 10 gallons of emulsion per 1,000 square feet. Higher volumes of water may be needed if mulch or leaf litter is present or foliage is dense. House siding may be treated if pests such as Gypsy moth adults and caterpillars, boxelder bugs, elm leaf beetles, earwigs or silverfish are present.

Pest	Specific Instructions																													
Ants ⁴ Ant Mounds ^{1,4} Armyworms ⁴ Fire Ants ⁴ Bees Carpenter Bees Bark Beetles ³ Borers ³ Boxelder Bugs ^{2,4} Centipedes Cockroaches ⁴ Asian Cockroaches, Crickets ⁴ Mole Crickets ⁴ Earwigs Elm Leaf Beetles ⁴ Firebrats Fleas ⁴ Ground Beetles ⁴ Gypsy Moths (adults and caterpillars) ⁴ Millipedes Scorpions Silverfish Sod Webworm ⁴ Sowbugs Spiders ⁴ Wasps Ticks ^{4,5} Flies Carpenter Ants Chinchbugs ⁴ Pill Bugs	<p>Apply as a pinstream, as a fine/coarse spray, as a spot treatment or with a paintbrush. Treat where pests are found or entry points of the structure such as window and door frames and along the foundation. Do not apply to structures with high pressure sprayers such as air blast sprayers.</p> <p>¹ Ant Mounds Drench Method: Apply 1 – 2 gallons of emulsion to each mound area by sprinkling the mound until it is wet and treat a 4 foot diameter circle around the mound. Use the higher volume for mounds larger than 12". For best results, apply in cool weather, such as in early morning or late evening hours, but not in the heat of the day.</p> <p>² Boxelder Bugs, Elm Leaf Beetles, Gypsy Moth Caterpillars: Spray tree trunks, building siding or wherever pests congregate, thoroughly but not to the point of runoff.</p> <p>³ Borers and Bark Beetles: To prevent infestation of trees and woody ornamentals, spray the bark thoroughly but not to the point of runoff.</p> <p>⁴ Lawn Application: Apply LG Permethrin 3.2 Termiticide/Insecticide at the rate of 0.4 to 0.8 fluid ounce per 1,000 square feet in a volume of water sufficient for uniform coverage such as 4 to 25 gallons. Use the lower rate to knock down existing pests and the higher rate where faster knockdown or greater residual is desired. For example:</p> <table border="1" data-bbox="470 1134 1420 1386"> <thead> <tr> <th></th> <th></th> <th>Oz of LG Permethin 3.2</th> <th>Gals of</th> </tr> <tr> <th>Lawn</th> <th>(Sq. Ft.)</th> <th>Termiticide/Insecticide</th> <th>Water</th> </tr> </thead> <tbody> <tr> <td rowspan="3">Small</td> <td>1,000</td> <td>0.4 to 0.8</td> <td>4 to 25</td> </tr> <tr> <td>2,000</td> <td>0.8 to 1.6</td> <td>8 to 50</td> </tr> <tr> <td>3,000</td> <td>1.2 to 2.4</td> <td>12 to 75</td> </tr> <tr> <td rowspan="2">Medium</td> <td>6,000</td> <td>2.4 to 4.8</td> <td>24 to 150</td> </tr> <tr> <td>12,000</td> <td>4.8 to 9.6</td> <td>48 to 400</td> </tr> <tr> <td>Large</td> <td>44,000</td> <td>17.0 to 34.0</td> <td>176 to 1,100</td> </tr> </tbody> </table> <p>Lawn should not be longer than 3 inches at the time of application. Repeat application if necessary. Application in combination with compatible surfactants may enhance penetration. Arid climates generally require the higher volumes.</p> <p>⁵ Deer Ticks: Residual treatment for control of Deer tick (<i>Ixodes dammini</i>), western black-legged tick (<i>Ixodes pacificus</i>) and other Ticks (important vectors for Lyme Disease, Rocky Mountain Spotted Fever).</p>			Oz of LG Permethin 3.2	Gals of	Lawn	(Sq. Ft.)	Termiticide/Insecticide	Water	Small	1,000	0.4 to 0.8	4 to 25	2,000	0.8 to 1.6	8 to 50	3,000	1.2 to 2.4	12 to 75	Medium	6,000	2.4 to 4.8	24 to 150	12,000	4.8 to 9.6	48 to 400	Large	44,000	17.0 to 34.0	176 to 1,100
		Oz of LG Permethin 3.2	Gals of																											
Lawn	(Sq. Ft.)	Termiticide/Insecticide	Water																											
Small	1,000	0.4 to 0.8	4 to 25																											
	2,000	0.8 to 1.6	8 to 50																											
	3,000	1.2 to 2.4	12 to 75																											
Medium	6,000	2.4 to 4.8	24 to 150																											
	12,000	4.8 to 9.6	48 to 400																											
Large	44,000	17.0 to 34.0	176 to 1,100																											

Ornamental Use

Not for use on plants being grown for sale or other commercial use, or for commercial seed production, or for research purposes. For use on plants intended for aesthetic purposes or climatic modification, and being grown in interior landscapes, ornamental gardens or parks, or lawns and grounds.

General Application Instructions

LG Permethrin 3.2 Termiticide/Insecticide is a 3.2 pounds per gallon formulation of the insecticide permethrin. Apply LG Permethrin 3.2 Termiticide/Insecticide when insects appear or feeding is noticed.

The higher rate should be used as pest populations increase. LG Permethrin 3.2 Termiticide/Insecticide may be applied by ground equipment only. Use sufficient water to obtain full coverage. Do not apply more than 2.0 lb. a.i./A/year.

LG Permethrin 3.2 Termiticide/Insecticide has demonstrated excellent plant safety; however, not all cultivars have been tested. Before treating large numbers of plants of a particular cultivar, treat a few plants and observe prior to full scale application.

Spray Drift Precautions:

- All ground application equipment must be properly maintained and calibrated using appropriate carriers. Do not apply by air.
- Do not make ground applications during temperature inversions.
- Make ground applications when wind velocity favors on target product disposition (approximately 3 to 10 mph). Do not apply when wind velocity exceeds 15 mph.
- Do not apply by ground equipment within 25 feet of lakes, reservoirs, rivers, permanent streams, marshes or natural ponds, estuaries, and commercial fish farm ponds.

Recommended Application Rates

Crop	Pest	Recommended Rate	Specific Instructions
Ornamentals (including interiorscapes, foliage and flowering plants, conifers ¹ , evergreens, woody and herbaceous non-edible ornamentals and non-bearing plants of fruiting species)	Ants Aphids Bagworm Beet Armyworm Cabbage Looper Citrus Thrips Coneworms (including web ¹) Fungus Gnat <i>Heliothis</i> spp. Japanese Beetles Lace Bug Leaf Feeding Caterpillars Leafminers Leafhoppers Leafrollers Lygus Bugs Mealybugs Nantucket Pine Tip Moth ¹ Root Weevils (Adult) Whiteflies	4 to 8 fl. oz. per 100 gals.	Apply sufficient volume of water to adequately cover foliage. Use higher rate for moderate to high infestations. Direct application to blooms may cause browning of petals. Marginal leaf burn may occur on <i>Salvia</i> , <i>Dieffenbachia</i> and <i>Pteris</i> Fern. ¹ Begin application when adults appear. Repeat applications may be made on 5 to 7 day intervals as needed. To control Webbing Coneworm make first application within 1 week of female flower closure or peak pollen flight. To control other coneworms make first application within 30 days following flower closure. For high volume sprayers use 8 ounces in 100 gallons of water. Apply 5 to 10 gallons of finished spray per tree. For low volume sprayers use 42 ounces per 100 gallons of water.
Ornamental Trees	Bark Beetles Borers	1 qt. per 100 gals.	Apply to the lower branches and trunk directly prior to adult emergence. Emergence varies according to host tree, environmental conditions and geography of the country. Complete, heavy uniform coverage of bark on scaffold limbs to the ground level of the trunk is recommended for best control.

**Application to Agricultural Structures
For Agricultural Use Only**

General Application Instructions

LG Permethrin 3.2 Termiticide/Insecticide can be used for residual pest control in and on buildings and structures used for agricultural purpose, and their immediate surroundings.

LG Permethrin 3.2 Termiticide/Insecticide is an emulsifiable concentrate to be diluted with water and applied as an emulsion to control pests in and around agricultural structures. Pests controlled are listed in the accompanying tables.

Agricultural Structures

Spray directly or spot treatment to walls and ceiling as residual surface treatment only. Do not treat manure or litter. Avoid contamination of feed and water. Do not apply directly to livestock or poultry.

For Application In	Target Insects	Method of Application	Dilute	Application Rate
Dairies, barns, feedlots, stables, poultry houses, swine and livestock houses	House flies, stable flies, and other manure breeding flies Also aids in the reduction of cockroaches, mosquitoes, and spiders	Sprayer	4 oz. to 12.5 gallons water	1 gallon per 750 sq. ft. of surface

Pest Control Indoors

Food Handling Establishments: Places other than private residences in which food is held, processed, prepared or served.

Non-Food/Feed Areas: Includes garbage rooms, lavatories, floor drains (to sewers), entries and vestibules, offices, locker rooms, machine rooms, garages, mop closets, and storage (after canning or bottling). All areas where insects hide or through which insects may enter should be treated.

Food/Feed Areas: LG Permethrin 3.2 Termiticide/Insecticide is not labeled for use in food/feed areas. Do not use in food/feed areas of food/feed handling establishments, restaurants, or other areas where food/feed is commercially prepared or processed. Do not use in serving areas while food is exposed or facility is in operation. Serving areas are areas where prepared foods are served such as dining rooms but excluding areas where foods may be prepared or held. In the home, all food processing surfaces and utensils should be covered during treatment or thoroughly washed before use. Exposed food should be covered or removed. Not for use in USDA Meat and Poultry Plants.

Use LG Permethrin 3.2 Termiticide/Insecticide to control pests listed in the following table by application of a 0.5% emulsion.

Pest	Specific Instructions
Fleas	Prior to treatment, carpets and furniture should be vacuumed thoroughly and vacuum cleaner bag discarded in an outdoor trash container. Evenly apply a broadcast spray at a rate of 1 gallon/per 800 to 1600 square feet to infested areas such as crawlspaces, rugs, carpets, pet beds and other pet resting areas. Avoid wetting or soaking. For crawlspace application, the applicator must wear a respirator recommended by NIOSH for filtering spray mists and organic vapors. When treating upholstered furniture take care to treat between and under cushions. Pay particular attention to areas which are frequented by pets. Old pet bedding should be replaced with clean, fresh bedding after treatment. To control the source of flea infestations, pets inhabiting the treated premises should be treated with a flea-control product registered for application to animals.
Centipedes Ants ¹ Carpenter Ants ¹ Fire Ants Bat Bugs Bed Bugs Bees and Wasps Carpenter Bees Boxelder Bugs Cockroaches Asian Cockroaches Crickets Flies (such as Drain, Cluster, House) Earwigs Firebrats Ground Beetles Leaf Beetles Millipedes, Pantry Pests ² (such as: Flour Beetles, Indian Meal moths, Larder Beetles) Pillbugs Scorpions Silverfish Sowbugs Spiders Carpet Beetles ³	Apply crack and crevice, as a pinstream, as a fine/coarse, low pressure spray (20 p.s.i. or less), spot application or with a paint brush. Treat where pests are found or normally occur, such as crack and crevices in walls, in and around kitchen cabinets and drawers, along baseboards, behind sinks and around plumbing and other utility installations. ¹ Ant infested wood may be drilled and injected with LG Permethrin 3.2 Termiticide/Insecticide. ² Remove all utensils, uncovered foodstuffs (or any having original package opened), shelf paper and other objects before spraying. Allow treated surfaces to dry and cover shelves with clean paper before replacing any utensils, foodstuff or other items. Any foodstuff accidentally contaminated with spray solution should be discarded. ³ For the control of carpet beetles, evenly apply the spray to rugs, carpets, along baseboards and edges of carpeting, under carpeting, rugs and furniture, in closets, on shelving, and wherever else these insects are seen or suspected. Avoid wetting or soaking.
Brown Dog Ticks	For the control of Brown Dog Ticks, evenly apply the spray to infested areas, such as pet beds and resting quarters, nearby cracks and crevice, along baseboards, windows and doorframes, and areas of floor and floor coverings where these pests may be present. Avoid wetting or soaking. Old bedding should be removed and replaced with clean, fresh bedding after treatment.

22/23

Attention

Do not apply to pets, crops, or sources of electricity.

Do not allow people or pets on treated surfaces, such as carpets until spray has dried.

Do not use concentrate or emulsion in fogging equipment.

Firewood is not to be treated.

During any application to overhead areas of structure, cover surfaces below with plastic sheeting or similar material.

Do not allow spray to contact food, foodstuffs, food contacting surfaces, food utensils or water supplies.

Thoroughly wash dishes and food handling utensils with soap and water if they become contaminated by application of this product.

Do not treat areas where food is exposed.

During indoor surface applications do not allow dripping or run-off to occur.

Do not apply this product in patient rooms while occupied or in any room occupied by the elderly or infirm.

Do not apply when occupants are present in the immediate area in institutions such as libraries, sport facilities, etc.

Do not apply to classrooms when in use.

Do not touch treated surface until dry.

Conditions of Sale and Limitation of Warranty and Liability

NOTICE: Read the entire Directions for Use and Conditions of Sale and Limitation of Warranty and Liability before buying and using this product. If the terms are not acceptable, return the product at once, unopened, and the purchase price will be refunded.

The Directions for Use of this product should be followed carefully. It is impossible to eliminate all risks inherently associated with the use of this product. Crop injury, ineffectiveness or other unintended consequences may result because of such factors as manner of use or application, weather or crop conditions, presence of other materials or other influencing factors in the use of the product, which are beyond the control of LG Life Sciences, Ltd. or Seller. All such risks shall be assumed by Buyer and User, and Buyer and User agree to hold LG Life Sciences, Ltd. and Seller harmless for any claims relating to such factors.

LG Life Sciences, Ltd. warrants that this product conforms to the chemical description on the label and is reasonably fit for the purposes stated in the Directions for Use, subject to the inherent risks referred to above, when used in accordance with directions under normal use conditions. This warranty does not extend to the use of this product contrary to label instructions, or under abnormal conditions or under conditions not reasonably foreseeable to or beyond the control of Seller or LG Life Sciences, Ltd. and Buyer and User assume the risk of any such use. To the extent permitted by applicable law, LG Life Sciences, Ltd. **MAKES NO WARRANTIES OF MERCHANTABILITY OR OF FITNESS FOR A PARTICULAR PURPOSE NOR ANY OTHER EXPRESS OR IMPLIED WARRANTY EXCEPT AS STATED ABOVE.**

23/23

To the extent permitted by applicable law, in no event shall LG Life Sciences, Ltd. or Seller shall not be liable for any incidental, consequential or special damages resulting from the use or handling of this product. TO THE EXTENT PERMITTED BY APPLICABLE LAW, THE EXCLUSIVE REMEDY OF THE USER OR BUYER, AND THE EXCLUSIVE LIABILITY OF LG LIFE SCIENCES, LTD. AND SELLER FOR ANY AND ALL CLAIMS, LOSSES, INJURIES OR DAMAGES (INCLUDING CLAIMS BASED ON BREACH OF WARRANTY, CONTRACT, NEGLIGENCE, TORT, STRICT LIABILITY OR OTHERWISE) RESULTING FROM THE USE OR HANDLING OF THIS PRODUCT, SHALL BE THE RETURN OF THE PURCHASE PRICE OF THE PRODUCT OR, AT THE ELECTION OF LG LIFE SCIENCES, LTD. OR SELLER, THE REPLACEMENT OF THE PRODUCT.

LG Life Sciences, Ltd. and Seller offer this product, and Buyer and User accept it, subject to the foregoing conditions of sale and limitations of warranty of liability, which may not be modified except by written agreement signed by a duly authorized representative of LG Life Sciences Ltd.