



UNITED STATES ENVIRONMENTAL PROTECTION AGENCY
WASHINGTON, DC 20460

OFFICE OF CHEMICAL SAFETY
AND POLLUTION PREVENTION

September 2, 2022

Michael A. Peplowski
ISK Biosciences Corporation
7470 Auburn Road, Suite A
Concord, OH 44077

Subject: PRIA Label Amendment – New Use on Ginseng, and crop group expansion to all of the bean and pea (bean, adzuki, dry seed; bean, American potato, dry seed; bean, asparagus, dry seed and edible podded; bean, black, dry seed; bean, broad, dry seed and succulent shelled; bean, catjang, dry seed, edible podded and succulent shelled; bean, cranberry, dry seed; bean, dry, dry seed; bean, field, dry seed; bean, French, dry seed and edible podded; bean, garden, dry seed and edible podded; bean, goa, dry seed, edible podded and succulent shelled; bean, great northern, dry seed; bean, green, dry seed and edible podded; bean, guar, dry seed and edible podded; bean, kidney, dry seed and edible podded; bean, lablab, dry seed, edible podded and succulent shelled; bean, lima, dry seed and succulent shelled; bean, morama, dry seed; bean, moth, dry seed, edible podded and succulent shelled; bean, mung, dry seed and edible podded; bean, navy, dry seed and edible podded; bean, pink, dry seed; bean, pinto, dry seed; bean, red, dry seed; bean, rice, dry seed and edible podded; bean, scarlet runner, dry seed, edible podded and succulent shelled; bean, snap, edible podded; bean, sword, dry seed and edible podded; bean, tepary, dry seed; bean, urd, dry seed and edible podded; bean, wax, edible podded and succulent shelled; bean, yardlong, dry seed and edible podded; bean, yellow, dry seed; chickpea, dry seed, edible podded and succulent shelled; cowpea, dry seed, edible podded and succulent shelled; edible podded pea, edible podded; gram, horse, dry seed; grass pea, dry seed and edible podded; jackbean, dry seed, edible podded and succulent shelled; lentil, dry seed, edible podded and succulent shelled; longbean, Chinese, dry seed and edible podded; lupin, Andean, dry seed and succulent shelled; lupin, blue, dry seed and succulent shelled; lupin, grain, dry seed and succulent shelled; lupin, sweet white, dry seed and succulent shelled; lupin, sweet, dry seed and succulent shelled; lupin, white, dry seed and succulent shelled; lupin, yellow, dry seed and succulent shelled; pea, blackeyed, succulent shelled; pea, crowder, dry seed and succulent shelled; pea, dry, dry seed; pea, dwarf, edible podded; pea, English, succulent shelled; pea, field, dry seed; pea, garden, dry seed and succulent shelled; pea, green, dry seed, edible podded and succulent shelled; pea, pigeon, dry seed, edible podded and succulent shelled; pea, snap, edible podded; pea, snow, edible podded; pea, southern, succulent shelled; pea, sugar snap, edible podded; pea, winged, dry seed and edible podded; soybean, vegetable, dry seed, edible podded

Page 2 of 3
EPA Reg. No. 71512-22
Decision No. 572364

and succulent shelled; velvetbean, dry seed, edible podded and succulent shelled;
yam bean, African, dry seed).

Product Name: Isofetamid 400SC Fungicide

EPA Registration Number: 71512-22

Application Date: 3/3/2021

Decision Number: 572364

Dear Michael A. Peplowski:

The application referred to above, submitted under the Federal Insecticide, Fungicide, and Rodenticide Act (FIFRA), as amended, is acceptable under FIFRA section 3(c)(5).

You must submit and/or cite all data required for registration/reregistration/registration review of your product when the Agency requires all registrants of similar products to submit such data.

A stamped copy of your labeling is enclosed for your records. This labeling supersedes all previously accepted labeling. You must submit one (1) copy of the final printed labeling before you release the product for shipment with the new labeling. In accordance with 40 CFR 152.130(c), you may distribute or sell this product under the previously approved labeling for 18 months from the date of this letter. After 18 months, you may only distribute or sell this product if it bears this new revised labeling or subsequently approved labeling. "To distribute or sell" is defined under FIFRA section 2(gg) and its implementing regulation at 40 CFR 152.3.

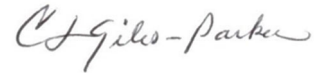
Should you wish to add/retain a reference to the company's website on your label, then please be aware that the website becomes labeling under FIFRA and is subject to review by the Agency. If the website is false or misleading, the product would be misbranded and unlawful to sell or distribute under FIFRA section 12(a)(1)(E). 40 CFR 156.10(a)(5) lists examples of statements EPA may consider false or misleading. In addition, regardless of whether a website is referenced on your product's label, claims made on the website may not substantially differ from those claims approved through the registration process. Therefore, should the Agency find or if it is brought to our attention that a website contains false or misleading statements or claims substantially differing from the EPA approved registration, the website will be referred to the EPA's Office of Enforcement and Compliance.

Your release for shipment of the product constitutes acceptance of these conditions. If these conditions are not complied with, the registration will be subject to cancellation in accordance with FIFRA section 6.

If you have any questions, please contact James Orrock by phone at 202-566-2862 or by email at orrock.james@epa.gov.

Page 3 of 3
EPA Reg. No. 71512-22
Decision No. 572364

Sincerely,

A handwritten signature in cursive script that reads "C. Giles-Parker".

Cynthia Giles-Parker, Chief
Fungicide Branch
Registration Division 7505T

Enclosure -stamped "accepted" label



**ISOFETAMID 400SC
FUNGICIDE**

ACTIVE INGREDIENT: Isofetamid* 36.0%
 OTHER INGREDIENTS: 64.0%
 Total..... 100.0%

*N-[1,1-dimethyl-2-[2-methyl-4-(1-methylethoxy)phenyl]-2-oxoethyl]-3-methyl-2-thiophenecarboxamide

Contains 3.33 pounds Isofetamid Per Gallon (400 grams per liter)

KEEP OUT OF REACH OF CHILDREN

CAUTION

See side panel for additional precautionary statements.

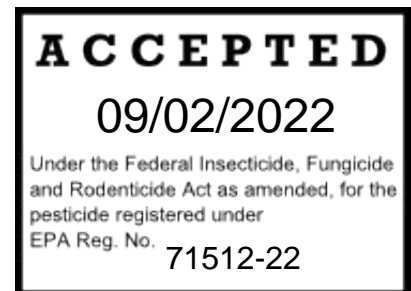
Read entire label carefully and use only as directed.

ISK Biosciences Corporation
 7470 Auburn Road, Suite A
 Concord, Ohio 44077 U.S.A.

EPA Reg. No. 71512-22

EPA Est. No.

Net Contents:



FIRST AID	
If swallowed	<ul style="list-style-type: none"> • Call a poison control center or doctor immediately for treatment advice. • Have person sip a glass of water if able to swallow. • Do not induce vomiting unless told to do so by a poison control center or doctor. • Do not give anything by mouth to an unconscious person.
If on skin or clothing	<ul style="list-style-type: none"> • Take off contaminated clothing. • Rinse skin immediately with plenty of soap and water for 15-20 minutes. • Call a poison control center or doctor for treatment advice.
Have the product container or label with you when calling a poison control center or doctor, or going for treatment.	
<p>HOT LINE NUMBER</p> <p>For 24-Hour Medical Emergency Assistance (Human or Animal) Call 1-888-484-7546.</p> <p>For Chemical Emergency, Spill, Leak, Fire or Accident, Call CHEMTREC 1-800-424-9300.</p>	

PRECAUTIONARY STATEMENTS

HAZARDS TO HUMANS AND DOMESTIC ANIMALS CAUTION

Harmful if swallowed or absorbed through skin. Avoid contact with skin, eyes or clothing. Wash thoroughly with soap and water after handling and before eating, drinking, chewing gum, using tobacco or using the toilet. Remove and wash contaminated clothing before reuse.

Personal Protective Equipment (PPE)

Applicators and other handlers must wear long-sleeved shirt and long pants, socks, shoes, and chemical resistant gloves made of any waterproof material.

Follow manufacturer's instructions for cleaning/ maintaining PPE. If no such instructions for washables, use detergent and hot water. Keep and wash PPE separately from other laundry.

Engineering Control Statements

When handlers use closed systems, enclosed cabs, or aircraft in a manner that meets the requirements listed in the Worker Protection Standard (WPS) for agricultural pesticides [40 CFR 170.240(d)(4-6)], the handler PPE requirements may be reduced or modified as specified in the WPS.

User Safety Recommendations

Users should:

- Wash hands before eating, drinking, chewing gum, using tobacco or using the toilet.
- Remove clothing/PPE immediately if pesticide gets inside. Then wash thoroughly and put on clean clothing.
- Remove PPE immediately after handling this product. Wash the outside of gloves before removing. As soon as possible, wash thoroughly and change into clean clothing.

ENVIRONMENTAL HAZARDS

This pesticide is toxic to oysters. DO NOT apply directly to water, or to areas where surface water is present or to intertidal areas below the mean high water mark. DO NOT contaminate waters when disposing of equipment washwaters or rinsate. Do not apply when weather conditions favor drift from the treated areas. Drift and runoff may be hazardous to aquatic organisms in water adjacent to treated areas.

AVOIDING SPRAY DRIFT AT THE APPLICATION SITE IS THE RESPONSIBILITY OF THE APPLICATOR. The interaction of many equipment-and-weather-related factors determine the potential for spray

drift. The applicator is responsible for considering all these factors when making decisions. Where states have more stringent regulations, they must be observed.

STORAGE AND DISPOSAL

DO NOT contaminate water, food or feed by storage or disposal.

PESTICIDE STORAGE: Store in original container, in a secured, dry, cool place separate from fertilizer, food, and feed. Avoid cross-contamination with other pesticides.

PESTICIDE DISPOSAL: Pesticide wastes may be hazardous. Improper disposal of excess pesticide, spray mixture or rinsate is a violation of Federal law. If these wastes cannot be disposed of by use according to label instructions, contact your State Pesticide or Environmental Control Agency or the Hazardous Waste representative at the nearest EPA Regional Office for guidance.

CONTAINER HANDLING: Nonrefillable container (equal to or less than 5 gallons). DO NOT reuse or refill this container. Triple rinse container (or equivalent) promptly after emptying. Triple rinse as follows: Empty the remaining contents into application equipment or a mix tank and drain for 10 seconds after the flow begins to drip. Fill the container ¼ full with water and recap. Shake for 10 seconds. Pour rinsate into application equipment or a mix tank or store rinsate for later use or disposal. Drain for 10 seconds after the flow begins to drip. Repeat this procedure two more times. Then offer for recycling if available, or puncture and dispose of in a sanitary landfill, or by incineration or, if allowed by state and local authorities, by burning. If burned, stay out of smoke.

[Nonrefillable container (greater than 5 gallons). DO NOT reuse or refill this container. Triple rinse container (or equivalent) promptly after emptying. Triple rinse as follows: Empty the remaining contents into application equipment or a mix tank. Fill the container ¼ full with water. Recap and tighten closures. Tip container on its side and roll it back and forth, ensuring at least one complete revolution, for 30 seconds. Stand the container on its end and tip it back and forth several times. Turn the container over onto its other end and tip it back and forth several times. Empty rinsate into application equipment or a mix tank or store rinsate for later use or disposal. Repeat this procedure two more times. Then offer for recycling if available, or puncture and dispose of in a sanitary landfill, or by incineration or, if allowed by state and local authorities, by burning. If burned, stay out of smoke.]

DIRECTIONS FOR USE

It is a violation of Federal law to use this product in a manner inconsistent with its labeling.

DO NOT apply this product in a way that will contact workers or other persons, either directly or through drift. Only protected handlers may be in the area during application. For any requirements specific to your State or Tribe, consult the agency responsible for pesticide regulation.

AGRICULTURAL USE REQUIREMENTS

Use this product only in accordance with its labeling and with the Worker Protection Standard, 40 CFR Part 170. This Standard contains requirements for the protection of agricultural workers on farms, forests, nurseries, and greenhouses and handlers of agricultural pesticides. It contains requirements for training, decontamination, notification, and emergency assistance. It also contains specific instructions and exceptions pertaining to the statements on this label about personal protective equipment (PPE), and restricted-entry interval. The requirements in this box only apply to uses of this product that are covered by the Worker Protection Standard.

DO NOT enter or allow worker entry into treated areas during the restricted entry interval (REI) of twelve (12) hours.

PPE required for early entry into treated areas that is permitted under the Worker Protection Standard and that involves contact with anything that has been treated, such as plants, soil, or water, is: coveralls, chemical resistant gloves made of any waterproof material, shoes plus socks.

FAILURE TO FOLLOW THE USE DIRECTIONS AND PRECAUTIONS ON THIS LABEL MAY RESULT IN PLANT INJURY OR POOR DISEASE CONTROL.

PRODUCT INFORMATION

ISOFETAMID is a broad-spectrum fungicide with preventative, systemic and curative properties for foliar and soil-borne diseases. ISOFETAMID must be applied in scheduled protective programs and used in rotation with products with a different mode of action.

MIXING AND SPRAYING

ISOFETAMID 400SC can be used effectively in dilute or concentrate sprays. Thorough, uniform coverage is essential for disease control.

NOTE: Slowly invert container several times to assure uniform mixture of formulation before adding this product to the spray tank.

Dosage rates on this label indicate fluid ounces of ISOFETAMID 400SC per acre, unless otherwise stated. Under conditions highly favorable for disease development, the highest rate specified and shortest application interval should be used.

ISOFETAMID 400SC may be applied with all types of spray equipment normally used for ground, chemigation through sprinkler irrigation and aerial applications.

The required amount of ISOFETAMID 400SC should be added slowly into the spray tank during filling. With concentrate sprays, pre-mix the required amount of ISOFETAMID 400SC in a clean container and add to the spray tank as it is being filled. Keep agitator running when filling spray tank and during spray operations. DO NOT allow spray mixture to stand overnight or for prolonged periods. Prepare only the amount of spray required for immediate use. Spraying equipment should be thoroughly cleaned immediately after the application.

Apply ISOFETAMID 400SC in sufficient water to obtain adequate coverage of the foliage. Gallonage to be used will vary with crop and amount of plant growth. Spray volume will usually range from 20 to 100 gallons per acre (200 to 1000 liters per hectare) for dilute sprays, and 5 to 10 gallons per acre (50 to 100 liters per hectare) for concentrate ground and aerial sprays. For aerial applications, apply ISOFETAMID 400SC in a minimum of 5 gallons of water per acre. For application through sprinkler irrigation systems see application and calibration instructions below.

TANK-MIX COMPATIBILITY

ISOFETAMID 400SC is physically compatible (no nozzle or screen blockage) with many products labeled for control of diseases and insects on crops and other additives. Read and follow all manufacturer's label precautions and restrictions for the tank-mix companion product. Users must follow the most restrictive directions for use and precautionary statements of each product in the tank mixture. It is the applicator's responsibility to ensure that the companion product is EPA approved for use on the intended crop. ISOFETAMID 400SC is generally compatible with other insecticides, fungicides, adjuvants, fertilizers and micronutrient products provided sufficient free water is available for dispersion of all the tank-mix products. Under some conditions, the use of adjuvants and

surfactants at the rate of 0.025% to 0.1% of the spray tank volume may improve the performance of ISOFETAMID 400SC. However, not all crop varieties have been tested with all possible tank-mix combinations. Thus the combination should be tested for crop safety on a small portion of the crop to ensure that a phytotoxic response will not occur. In addition, the physical compatibility of ISOFETMAID 400SC with tank-mix partners must be evaluated before use. Conduct a jar test with intended tank-mix pesticides prior to preparation of large volumes. Use the following procedure: 1) Pour the recommended proportions of the products into a suitable container of water, 2) Mix thoroughly and 3) Allow to stand for 5 minutes. If the combination remains mixed or can be re-mixed readily, it is considered physically compatible. Any physical incompatibility in the jar test indicates that ISOFETAMID 400SC should not be used in the tank-mix.

ROTATIONAL CROP RESTRICTIONS

Crops on this label may be planted immediately after the last treatment. Do not plant other crops not registered for this product within 30 days after the last application.

SPRAY DRIFT ADVISORIES

THE APPLICATOR IS RESPONSIBLE FOR AVOIDING OFF-SITE SPRAY DRIFT. BE AWARE OF NEARBY NON-TARGET SITES AND ENVIRONMENTAL CONDITIONS.

IMPORTANCE OF DROPLET SIZE

An effective way to reduce spray drift is to apply large droplets. Use the largest droplets that provide target pest control. While applying larger droplets will reduce spray drift, the potential for drift will be greater if applications are made improperly or under unfavorable environmental conditions.

Controlling Droplet Size - Ground Boom

- Volume – Increasing the spray volume so that larger droplets are produced will reduce spray drift. Use the highest practical spray volume for the application. If a greater spray volume is needed, consider using a nozzle with a higher flow rate.
- Pressure – Use the lowest spray pressure recommended for the nozzle to produce the target spray volume and droplet size.
- Spray Nozzle – Use a spray nozzle that is designed for the intended application. Consider using nozzles designed to reduce drift.

Controlling Droplet Size - Aircraft

- Adjust Nozzles – Follow nozzle manufacturers' recommendations for setting up nozzles. Generally, to reduce fine droplets, nozzles should be oriented parallel with the airflow in flight.

BOOM HEIGHT – Ground Boom

For ground equipment, the boom should remain level with the crop and have minimal bounce.

RELEASE HEIGHT – Aircraft

Higher release heights increase the potential for spray drift.

SHIELDED SPRAYERS

Shielding the boom or individual nozzles can reduce spray drift. Consider using shielded sprayers. Verify that the shields are not interfering with the uniform deposition of the spray on the target area.

TEMPERATURE AND HUMIDITY

When making applications in hot and dry conditions, use larger droplets to reduce effects of evaporation.

TEMPERATURE INVERSIONS

Drift potential is high during a temperature inversion. Temperature inversions are characterized by increasing temperature with altitude and are common on nights with limited cloud cover and light to no wind. The presence of an inversion can be indicated by ground fog or by the movement of smoke from a ground source or an aircraft smoke generator. Smoke that layers and moves laterally in a concentrated cloud (under low wind conditions) indicates an inversion, while smoke that moves upward and rapidly dissipates indicates good vertical air mixing. Avoid applications during temperature inversions.

WIND

Drift potential generally increases with wind speed. **AVOID APPLICATIONS DURING GUSTY WIND CONDITIONS.** Applicators need to be familiar with local wind patterns and terrain that could affect spray drift.

INTEGRATED PEST MANAGEMENT

ISOFETAMID 400SC is an effective disease control agent when used according to label directions for control of labeled fungi. ISOFETAMID

400SC is recommended for use as part of an Integrated Pest Management (IPM) program, which may include the use of disease-resistant crop varieties, cultural practices, crop rotation, biological disease control agents, pest scouting and disease forecasting systems aimed at preventing economic pest damage. Practices known to reduce disease development should be followed. Consult your state cooperative extension service or local agricultural authorities for additional IPM strategies established in your area. ISOFETAMID 400SC may be used in State Agricultural Extension advisory (disease forecasting) programs that recommend application timing based upon environmental factors that favor disease development.

RESISTANCE MANAGEMENT

Some plant pathogens are known to develop resistance to products used repeatedly for disease control. ISOFETAMID 400SC's mode/target site of action is complex II; succinate-dehydrogenase, FRAC Group 7. A disease management program that includes alternation or tank mixes between ISOFETAMID 400SC and other labeled fungicides that have a different mode of action and/or control pathogens not controlled with ISOFETAMID 400SC is essential to prevent disease resistant pathogens populations from developing. ISOFETAMID 400SC should not be utilized continuously nor tank mixed with fungicides that have shown to have developed fungal resistance to the target disease.

For resistance management, ISOFETAMID 400SC contains a Group 7 fungicide. Any fungal population may contain individuals naturally resistant to ISOFETAMID and other Group 7 fungicides. A gradual or total loss of pest control may occur over time if these fungicides are used repeatedly in the same fields. Appropriate resistance-management strategies should be followed.

To delay fungicide resistance, take one or more of the following steps:

- Rotate ISOFETAMID or other Group 7 fungicides within a growing season with different groups that control the same pathogens.
- Use tank mixtures with fungicides from a different group that are equally effective on the target pest when such use is permitted. Use at least the minimum application rate as labeled by the manufacturer.
- Adopt an integrated disease management program for fungicide use that includes scouting, uses historical information related to pesticide use, and crop rotation, and which considers host plant resistance, impact of environmental conditions on disease

development, disease thresholds, as well as cultural, biological and other chemical control practices.

- Where possible, make use of predictive disease models to effectively time fungicide applications. Note that using predictive models alone is not sufficient to manage resistance.
- Monitor treated fungal populations for resistance development.
- Contact your local extension specialist or certified crop advisor for any additional pesticide resistance-management and/or IPM recommendations for specific crops and pathogens.

Since pathogens differ in their potential to develop resistance to fungicides, follow the directions outlined in the "Directions For Use" section of this label for specific resistance management strategies for each crop. Consult with your Federal or State Cooperative Extension Service representatives for guidance on the proper use of ISOFETAMID 400SC in programs that seek to minimize the occurrence of disease resistance. ISOFETAMID 400SC is not cross-resistant with other classes of fungicides that have different modes of action.

APPLICATION AND CALIBRATION TECHNIQUES FOR SPRINKLER IRRIGATION

Apply this product only through center pivot, motorized lateral move, traveling gun, solid set or portable (wheel move, side roll, end tow, or hand move) irrigation system(s). DO NOT apply this product through any other type of irrigation system.

Crop injury, lack of effectiveness, or illegal pesticide residues in the crop can result from non-uniform distribution of treated water.

If you have questions about calibration, you should contact State Extension Service specialists, equipment manufacturers or other experts.

DO NOT apply ISOFETAMID 400SC through irrigation systems connected to a public water system. "Public water system" means a system for the provision to the public of piped water for human consumption if such system has at least 15 service connections or regularly serves an average of at least 25 individuals daily at least 60 days per year.

Controls for both irrigation water and pesticide injection systems must be functionally interlocked, so as to automatically terminate pesticide injection when the irrigation water pump motor stops. A person knowledgeable of the irrigation system and responsible for its operation shall be present so as

to discontinue pesticide injection and make necessary adjustments, should the need arise.

The irrigation water pipeline must be fitted with a functional, automatic, quick-closing check valve to prevent the flow of treated irrigation water back toward the water source. The pipeline must also be fitted with a vacuum relief valve and low-pressure drain, located between the irrigation water pump and the check valve, to prevent back-siphoning of treated irrigation water into the water source.

Always inject ISOFETAMID 400SC into irrigation water after it discharges from the irrigation pump and after it passes through the check valve. Never inject pesticides into the intake line on the suction side of the pump.

Pesticide injection equipment must be fitted with a functional, normally closed, solenoid-operated valve located on the intake side of the injection pump. Interlock this valve to the power system, so as to prevent fluid from being withdrawn from the chemical supply tank when the irrigation system is either automatically or manually turned off.

The pesticide injection pipeline must contain a functional, automatic, quick-closing check valve to prevent the flow of fluid back toward the injection pump. The irrigation line or water pump must include a functional pressure switch that will stop the water pump motor when the water pressure decreases to the point where pesticide distribution is adversely affected.

Spray mixture in the chemical supply tank must be agitated at all times, otherwise settling and uneven application may occur. DO NOT apply when wind speed favors drift beyond the area intended for treatment.

ISOFETAMID 400SC may be used through two basic types of sprinkler irrigation systems as outlined in Sections A and B below. Determine which type of system is in place, then refer to the appropriate directions provided for each type.

A. Center Pivot, Motorized Lateral Move and Traveling Gun Irrigation Equipment

For injection of pesticides, these continuously moving systems must use a positive displacement injection pump of either diaphragm or piston type, constructed of materials that are compatible with pesticides and capable of being fitted with a system interlock and capable of injection at pressures approximately 2-3 times those encountered within the irrigation water line. Venturi applicator units cannot be used on these systems.

Thoroughly mix labeled amount of this product for acreage to be covered into the same amount of water used during calibration and inject into system continuously for one revolution or run. Mixture in the chemical supply tank must be continuously agitated during the injection run. Shut off injection equipment after one revolution or run, but continue to operate irrigation system until this product has been cleared from the last sprinkler head.

B. Solid Set and Portable (Wheel Move, Side Roll, End Tow, or Hand Move) Irrigation Equipment

With stationary systems, an effectively designed in-line venturi applicator unit is preferred which is constructed of materials that are compatible with pesticides; however, a positive-displacement pump can also be used.

Determine acreage covered by sprinkler. Fill tank of injection equipment with water and adjust flow to use contents over a 30 to 45 minute period. Mix desired amount of ISOFETAMID 400SC for acreage to be covered with water so that the total mixture of this product plus water in the injection tank is equal to the quantity of water used during calibration.

Agitation is recommended. ISOFETAMID 400SC can be injected at the beginning or end of the irrigation cycle or as a separate application. Stop injection equipment after treatment is completed and continue to operate irrigation system until this product has been cleared from last sprinkler head.

DIRECTIONS FOR USE

Crop	Diseases	Use Rate Fl. Oz. Product Per Acre	Instructions
Almond	Brown rot blossom blight (<i>Monilinia</i> spp.) Anthracnose (<i>Colletotrichum</i> spp.) Gray mold Green Fruit Rot Jacket Rot (<i>Botrytis cinerea</i>) Shot hole (<i>Wilsonomyces carpophilus</i>)	13.5 to 17 fl oz (0.351 to 0.442 lb. a.i. /A)	<p>Application Instructions: Initiate applications for brown rot blossom blight when conditions are favorable for disease development and continue on a 7-14 day interval. Typically applications are started preventatively at pink bud and continued through petal fall.</p> <p>Initiate application for control of anthracnose, gray mold, and shot hole preventatively and continue as needed on a 7-14 day interval. If disease pressure is severe use the higher rate and shortest interval.</p> <p>Apply ISOFETAMID 400SC in sufficient water to obtain adequate coverage of the foliage. Spray volume will usually be 50 to 100 gallons per acre for dilute sprays and 5 to 10 gallons per acre for aerial sprays. For aerial applications, apply ISOFETAMID 400SC in a minimum of 5 gallons of water per acre. For dilute sprays, if higher spray volumes are desired for improved coverage, do not exceed the maximum rate of 17 fl oz of product per acre.</p> <p>Resistance Management: Do not make more than 2 sequential applications of ISOFETAMID 400SC or other Group 7 containing fungicide before rotating to a fungicide with a different mode of action. Do not apply a third application of ISOFETAMID 400SC within 14 days of the second application.</p> <p>Restrictions: Do Not apply more than 4 applications/A/year (68 fl oz/A/year (1.77 lb. a.i./A/year)) Do Not apply after first cover.</p>
Lettuce Head and Leaf	Sclerotinia drop (<i>Sclerotinia minor</i> , <i>Sclerotinia sclerotiorum</i>)	12.3 fl oz (0.32 lb a.i. /A)	<p>Application Instructions: On direct seeded lettuce make the first application after emergence, thinning or prior to onset of disease development</p> <p>On transplanted lettuce make the first application immediately after transplanting or prior to the onset of disease development.</p> <p>Make a second application if conditions continue to favor disease development 14 days later.</p> <p>Apply ISOFETAMID 400SC in sufficient water to obtain adequate coverage of the foliage. Spray volume will usually be 50 gallons per acre for dilute sprays and 5 to 10 gallons per acre for aerial sprays. For aerial applications, apply ISOFETAMID 400SC in a minimum of 5 gallons of water per acre.</p> <p>Resistance Management: Do not make more than 2 sequential applications of ISOFETAMID 400SC or other Group 7 containing fungicides before rotating to a fungicide with a different mode of action.</p> <p>Restrictions: Do Not apply more than 2 applications/A/year (24.6 fl oz/A/year (0.64 lb. a.i./A/year)) The Pre-Harvest Interval (PHI) for this crop is 14 days.</p>

Crop	Diseases	Use Rate Fl. Oz. Product Per Acre	Instructions
Edible-podded Bean Legume Vegetables Edible-podded Pea Legume Vegetables Succulent Shelled Bean Succulent Shelled Pea Dried Shelled Bean, Dried Shelled Pea	White mold (<i>Sclerotinia</i> spp.) Gray mold (<i>Botrytis cinerea</i>)	17 fl oz (0.443 lb a.i./A)	<p>Application Instructions: Begin applications when plants are at 10% - 30% bloom (i.e. when 10% - 30% of the plants have at least one (1) open bloom). A second application can be applied 7 to 14-days later. Use adequate water to provide coverage of foliage and flowers.</p> <p>Resistance Management: Do not make more than 2 sequential applications of ISOFETAMID 400SC FUNGICIDE or other Group 7 containing fungicides before rotating to a fungicide with a different mode of action.</p> <p>Restrictions: Do not apply more than 2 applications/A/year (34 fl oz/A/year (0.886 lb. a.i./A/year)) The Pre-Harvest Interval (PHI) for edible-podded peas and snap beans is 7 days. The Pre-Harvest Interval (PHI) for succulent shelled beans, lima and shelled green peas is 14 days. The Pre-Harvest Interval (PHI) for dried beans and dried peas is 30 days. Do not apply to legume crops grown for livestock consumption or allow livestock to graze in treated areas.</p>
<p>Includes all members of the Edible-podded Bean Legume Vegetables,: Bean (<i>Phaseolus</i> spp. includes French bean, garden bean, green bean, kidney bean, navy bean, scarlet runner bean, snap bean, wax bean); bean (<i>Vigna</i> spp. includes asparagus bean, catjang, Chinese longbean, cowpea, moth bean, mung bean, rice bean, urd bean, yardlong bean); goa bean; guar bean; jackbean; lablab bean; sword bean; vegetable soybean; velvetbean; winged pea; and cultivars, varieties, and/or hybrids of these.</p> <p>Includes all members of the Succulent Shelled Beans: Bean (<i>Lupinus</i> spp. includes Andean lupin, blue lupin, grain lupin, sweet lupin, white lupin, white sweet lupin, and yellow lupin); bean (<i>Phaseolus</i> spp. includes lima bean, scarlet runner bean, wax bean); bean (<i>Vigna</i> spp. includes blackeyed pea, catjang, cowpea, crowder pea, moth bean, southern pea); broad bean; goa bean; jackbean; lablab bean; vegetable soybean; velvetbean; and cultivars, varieties, and/or hybrids of these.</p> <p>Dried Shelled Beans includes: African yam-bean; American potato bean; Bean (<i>Lupinus</i> spp. includes Andean lupin, blue lupin, grain lupin, sweet lupin, white lupin, white sweet lupin and yellow lupin); bean (<i>Phaseolus</i>) (includes black bean, cranberry bean, dry bean, field bean, French bean, garden bean, great northern bean, green bean, kidney bean, lima bean, navy bean, pink bean, pinto bean, red bean, scarlet runner bean, tepary bean, yellow bean); bean (<i>Vigna</i> spp. includes adzuki bean, asparagus bean, catjang, Chinese longbean, cowpea, crowder pea, moth bean, mung bean, rice bean, urd bean, yardlong bean); broad bean; guar bean; goa bean; horse gram; jackbean; lablab bean; morama bean; sword bean; winged pea; velvetbean; vegetable soybean; and cultivars, varieties, and/or hybrids of these.</p> <p>Edible-podded Pea Legume Vegetables includes: Pea (<i>Pisum</i> spp.; includes dwarf pea, edible podded pea, green pea, snap pea, snow pea, sugar snap pea); grass pea; lentil; pigeon pea; chickpea; cultivars, varieties, and/or hybrids of these commodities.</p> <p>Succulent Shelled Pea, includes: chickpea; Pea (<i>Pisum</i> spp.; includes English pea, garden pea, green pea); pigeon pea; lentil; cultivars, varieties, and/or hybrids of these commodities.</p> <p>Dried Shelled Pea includes: Pea (<i>Pisum</i> spp.; includes field pea, dry pea, garden pea, green pea); chickpea; lentil; grass pea; pigeon pea; cultivars, varieties, and/or hybrids of these commodities.</p>			

Crop	Diseases	Use Rate Fl. Oz. Product Per Acre	Instructions
Ginseng	Cylindrocarpon Root Rot (Rusty Root Disease) (<i>Cylindrocarpon destructans</i>)	20 fl oz (0.52 lb a.i. /A)	<p>Application Instructions: Apply 20.0 fluid ounces of Isofetamid 400SC Fungicide per acre per application (0.52 pounds active ingredient per acre) as a foliar broadcast spray to control Cylindrocarpon Root Rot (Rusty Root Disease). The minimum retreatment interval is 7 days. Apply in a minimum spray volume of 100 gallons per acre to obtain thorough coverage and penetration to the soil and root zone.</p> <p>Resistance Management: Do not make more than 2 sequential applications of ISOFETAMID 400SC or other Group 7 containing fungicides before rotating to a fungicide with a different mode of action.</p> <p>Restrictions: Do Not apply more than 3 applications/A/year (60 fl oz/A/year (1.56 lb. a.i./A/year)). The Pre-Harvest Interval (PHI) for this crop is 14 days.</p>

Crop	Diseases	Use Rate Fl. Oz. Product Per Acre	Instructions
Grapes, Crop Subgroup 13-07F	Botrytis bunch rot (<i>Botrytis cinerea</i>) Powdery mildew (<i>Erysiphe necator</i>) Anthracnose (<i>Colletotrichum</i> spp.) Suppression: Sour rot (disease complex)	20 to 22 fl oz (0.52 to 0.572 lb. a.i. /A)	<p>Application Instructions: For use on all types of grapes (wine, table, raisin, and juice).</p> <p>For bunch rot make applications at critical timings for Botrytis control. Applications are typically made at early bloom, bunch closure, veraison and pre-harvest (at least 14 days apart). Apply with sufficient water to allow for penetration into the foliage to obtain complete coverage using 50 to 100 gallons of spray volume per acre.</p> <p>For powdery mildew and anthracnose begin fungicide applications preventatively and continue as needed on a 7 to 14-day interval. When disease pressure is severe use the higher rate and shorter interval.</p> <p>Resistance Management: Do not make more than 2 sequential applications of ISOFETAMID 400SC or other Group 7 containing fungicides before rotating to a fungicide with a different mode of action. Do not apply a third application of ISOFETAMID 400SC within 28 days of the second application.</p> <p>Restrictions: Do Not apply more than 3 applications/A/year (66 fl oz/A/year (1.72 lb. a.i./A/year)) The Pre-Harvest Interval (PHI) for this crop is 14 days.</p>
Includes all members of the Fruit, Small Vine Climbing Crop Subgroup 13-07F, except fuzzy kiwifruit: Amur river grape; gooseberry; grape; kiwifruit, hardy; maypop; schisandra berry; and cultivars, varieties, and/or hybrids of these.			
Low Growing Berry, Crop Subgroup 13-07G	Gray mold (<i>Botrytis cinerea</i>) Powdery mildew (<i>Podosphaera aphanis</i>) Anthracnose (<i>Colletotrichum fragariae</i>)	13.5 to 15.5 fl oz (0.351 to 0.4 lb. a.i. /A)	<p>Application Instructions: Initiate applications prior to disease development and continue on a 14-day interval. When disease pressure is high use the high rate.</p> <p>Apply ISOFETAMID 400SC in sufficient water to obtain adequate coverage of the foliage. Spray volume will usually be 50 to 100 gallons per acre for dilute sprays and 5 to 10 gallons per acre for aerial sprays. For aerial applications, apply ISOFETAMID 400SC in a minimum of 5 gallons of water per acre.</p> <p>Resistance Management: Do not make more than 2 sequential applications of ISOFETAMID 400SC or other Group 7 containing fungicides before rotating to a fungicide with a different mode of action. Do not apply a third application of ISOFETAMID 400SC within 28 days of the second application.</p> <p>Restrictions: Do Not apply more than 3 applications at the high rate or 4 applications at the low rate per A/year (54 fl oz/A/year (1.4 lb. a.i./A/year)) The Pre-Harvest Interval (PHI) for this crop is 0 days.</p>
Includes all members of the Low Growing Berry Crop Subgroup 13-07G: Bearberry; bilberry; blueberry, lowbush; cloudberry; cranberry; lingonberry; muntries; partridgeberry; strawberry; and cultivars, varieties, and/or hybrids of these.			

Crop	Diseases	Use Rate Fl. Oz. Product Per Acre	Instructions
Caneberry Subgroup 13-07A Bushberry Subgroup 13-07B Fruit, Small Vine Climbing, Except Grape, Subgroup 13-07E	Gray mold (<i>Botrytis cinerea</i>)	13.5 to 15.5 fl oz (0.351 to 0.4 lb. a.i./A)	<p>Application Instructions: Initiate applications prior to disease development and continue on a 14-day interval. When disease pressure is high use the high rate.</p> <p>Apply ISOFETAMID 400SC in sufficient water to obtain adequate coverage of the foliage. Spray volume will usually be 50 to 100 gallons per acre for dilute sprays and 5 to 10 gallons per acre for aerial sprays. For aerial applications, apply ISOFETAMID 400SC in a minimum of 5 gallons of water per acre.</p> <p>Resistance Management: Do not make more than 2 sequential applications of ISOFETAMID 400SC or other Group 7 containing fungicides before rotating to a fungicide with a different mode of action. Do not apply the third application of ISOFETAMID 400SC within 28 days of the second application.</p> <p>Restrictions: Do Not apply more than 4 applications/A/year (62 fl oz/A/year (1.6 lb. a.i./A/year)) The Pre-Harvest Interval (PHI) for this crop is 7 days.</p>
Includes all members of the Berry and Small Fruit group included in Subgroups 13-07A, 13-07B and 13-07E: Aronia berry; blackberry; blueberry, highbush; Chilean guava; cranberry, highbush; currant (buffalo, black, red, native); European barberry; gooseberry; honeysuckle, edible; huckleberry; jostaberry; Juneberry (Saskatoon berry); kiwifruit, fuzzy; kiwifruit, hardy; loganberry; maypop; raspberry, black and red; salal; Sea buckthorn; Wild raspberry; and cultivars, varieties, and/or hybrids of these.			
Pome Fruit, Crop Group 11-10	Apple scab (<i>Venturia inequalis</i>) Pear scab (<i>Venturia pirina</i>) Suppression: Powdery mildew (<i>Podosphaera leucotricha</i>)	12.5 fl oz (0.326 lb. a.i./A)	<p>Application Instructions: Initiate applications prior to disease development and continue on a 10 to 14-day interval.</p> <p>Apply ISOFETAMID 400SC in sufficient water to obtain adequate coverage of the foliage. Spray volume will usually be 100 to 200 gallons per acre.</p> <p>Resistance Management: Do not make more than 2 sequential applications of ISOFETAMID 400SC FUNGICIDE or other Group 7 containing fungicides before rotating to a fungicide with a different mode of action.</p> <p>Restrictions: Do not apply more than 6 applications/A/year (75 fl oz/A/year (1.956 lb. a.i./A/year)). In the State of New York, do not apply more than 5 applications/A/year at 0.326 lb. a.i./A/application (1.63 lb. a.i./A/year). The Pre-Harvest Interval (PHI) for this crop group is 20 days.</p>
Includes all members of the Pome Fruit Crop Group 11-10: Apple; azarole; crabapple; loquat; mayhaw; medlar; pear; pear, Asian; quince; quince, Chinese; quince, Japanese; tejocote; and cultivars, varieties, and/or hybrids of these.			

Crop	Diseases	Use Rate Fl. Oz. Product Per Acre	Instructions
Stone Fruit, Crop Group 12-12	Blossom blight, Brown rot (<i>Monilinia</i> spp.)	12.5 fl oz (0.326 lb. a.i. /A)	<p>Application Instructions: Initiate applications prior to disease development and continue on a 7 to 14-day interval.</p> <p>Apply ISOFETAMID 400SC in sufficient water to obtain adequate coverage of the foliage. Spray volume will usually be 100 to 200 gallons per acre.</p> <p>Resistance Management: Do not make more than 2 sequential applications of ISOFETAMID 400SC FUNGICIDE or other Group 7 containing fungicides before rotating to a fungicide with a different mode of action.</p> <p>Restrictions: Do not apply more than 3 applications/A/year (37.5 fl oz/A/year (0.978 lb. a.i./A/year) The Pre-Harvest Interval (PHI) for this crop group is 1 day.</p>
<p>Includes all members of the Stone Fruit Crop Group 12-12: Apricot; apricot, Japanese; capulin; cherry, black; cherry, Nanking; cherry, sweet; cherry, tart; Jujube, Chinese; nectarine; peach; plum; plum, American; plum, beach; plum, Canada; plum, cherry; plum, Chickasaw; plum, Damson; plum, Japanese; plum, Klamath; plum, prune; plumcot; sloe; and cultivars, varieties, and/or hybrids of these.</p>			

Crop	Diseases	Use Rate Fl. Oz. Product Per Acre	Instructions
Rapeseed, (Canola) Crop Subgroup 20A	Sclerotinia stem rot (<i>Sclerotinia sclerotiorum</i>)	10.25 to 12 fl oz (0.267 to 0.312 lb. a.i. /A)	<p>Application Instructions: Initiate applications at 20 to 40% flowering (BBCH 62-64) or prior to disease development. Use the higher rates for extended disease control. A second application may be made if conditions continue to be favorable for disease development near the end of flowering (BBCH 67-69), at least 14 days later.</p> <p>Apply ISOFETAMID 400SC in sufficient water to obtain adequate coverage of the foliage. Spray volume will usually be 50 to 100 gallons per acre for dilute sprays and 5 to 10 gallons per acre for aerial sprays. For aerial applications, apply ISOFETAMID 400SC in a minimum of 5 gallons of water per acre.</p> <p>Resistance Management: Do not make more than 2 sequential applications of ISOFETAMID 400SC or other Group 7 containing fungicides before rotating to a fungicide with a different mode of action.</p> <p>Restrictions: Do Not apply more than 2 applications/A/year (24 fl oz/A/year (0.63 lb. a.i./A/year))</p>
Includes all members of the Oilseed Crop Subgroup 20A: Borage; crambe; cuphea; echium; flax seed; gold of pleasure; hare's ear mustard; lesquerella; lunaria; meadowfoam; milkweed; mustard seed; oil radish; poppy seed; rapeseed (<i>Brassica napus</i> , <i>B. campestris</i> , and <i>Crambe abyssinica</i> (oilseed-producing varieties only which include canola and crambe)); sesame; sweet rocket; and cultivars, varieties, and/or hybrids of these.			

WARRANTY AND LIMITATION OF DAMAGES

Seller warrants to those persons lawfully acquiring title to this product that at the time of first sale of this product by Seller that this product conformed to its chemical description and was reasonably fit for the purposes stated on the label when used in accordance with Seller's directions under normal conditions of use. To the extent consistent with applicable law, Buyers and users of this product assume the risk of any use contrary to such directions. **EXCEPT AS PROVIDED ELSEWHERE IN WRITING CONTAINING AN EXPRESS REFERENCE TO THIS WARRANTY AND LIMITATION OF DAMAGES, SELLER MAKES NO OTHER EXPRESS OR IMPLIED WARRANTY OR GUARANTY, INCLUDING ANY**

ISK Biosciences Corporation
7470 Auburn Road, Suite A
Concord, Ohio 44077 U.S.A.

OTHER EXPRESS OR IMPLIED WARRANTY OF FITNESS OR OF MERCHANTABILITY, AND NO AGENT OF SELLER IS AUTHORIZED TO DO SO. In no event shall Seller's liability for any breach of warranty or guaranty exceed the purchase price of the product as to which a claim is made. To the extent consistent with applicable law, Buyers and users of this product are responsible for all loss or damage from use or handling of this product which results from conditions beyond the control of Seller, including, but not limited to, incompatibility with other products unless otherwise expressly provided in Directions for Use of this product, weather conditions, cultural practices, moisture conditions or other environmental conditions outside of the ranges that are generally recognized as being conducive to good agricultural and/or horticultural practices.



ISOFETAMID 400SC Supplemental Labeling

SUPPLEMENTAL DIRECTIONS FOR THE USE OF **Isfetamid 400SC** (EPA Reg. No. 71512-22) FOR CONTROL OF LISTED DISEASES ON GINSENG

This Supplemental Label Expires on 8/2/2025 and must not be used or distributed after this date.

Directions for Use:

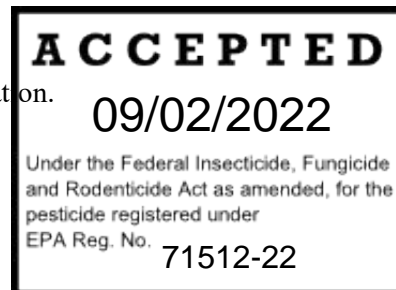
It is a violation of Federal law to use this product in a manner inconsistent with its labeling.

GINSENG	
DISEASE	RATE PER ACRE
Cylindrocarpon Root Rot (Rusty Root Disease) (<i>Cylindrocarpon destructans</i>)	20 fl. oz. (0.520 lb. a. i. /A)
APPLICATION DIRECTIONS	
<p>Resistance Management: Do not make more than 2 sequential applications of ISOFETAMID 400SC or other Group 7 containing fungicides before rotating to a fungicide with a different mode of action.</p> <p>Application Instructions: Apply 20.0 fluid ounces of Isfetamid 400SC Fungicide per acre per application (0.52 pounds active ingredient per acre) as a foliar broadcast spray to control Cylindrocarpon Root Rot (Rusty Root Disease). The minimum retreatment interval is 7 days. Apply in a minimum spray volume of 100 gallons per acre to obtain thorough coverage and penetration to the soil and root zone.</p> <p>Restrictions: Do Not apply more than 3 applications/A/year (60 fl. oz./A/year (1.56 lb. a.i./A/year)). The Pre-Harvest Interval (PHI) for this crop is 14 days.</p>	

NOTE: Read and follow all applicable directions, restrictions, and precautions on the label affixed to the **Isfetamid 400SC** container before applying.

NOTE: This labeling must be in the possession of the user at the time of pesticide application.

ISK Biosciences Corporation
7470 Auburn Rd., Suite A
Concord, Ohio 44057



Warranty and Limitation of Damages: Seller warrants to those persons lawfully acquiring title to this product that at the time of first sale of this product by Seller that this product conformed to its chemical description and was reasonably fit for the purposes stated on the label when used in accordance with Seller's directions under normal conditions of use. To the extent consistent with applicable law, Buyers and users of this product assume the risk of any use contrary to such directions. **EXCEPT AS PROVIDED ELSEWHERE IN WRITING CONTAINING AN EXPRESS REFERENCE TO THIS WARRANTY AND LIMITATION OF DAMAGES, SELLER MAKES NO OTHER EXPRESS OR IMPLIED WARRANTY OR GUARANTY, INCLUDING ANY OTHER EXPRESS OR IMPLIED WARRANTY OF FITNESS OR OF MERCHANTABILITY, AND NO AGENT OF SELLER IS AUTHORIZED TO DO SO.** In no event shall Seller's liability for any breach of warranty or guaranty exceed the purchase price of the product as to which a claim is made. To the extent consistent with applicable law, Buyers and users of this product are responsible for all loss or damage from use or handling of this product which results from conditions beyond the control of Seller, including, but not limited to, incompatibility with other products unless otherwise expressly provided in Directions for Use of this product, weather conditions, cultural practices, moisture conditions or other environmental conditions outside of the ranges that are generally recognized as being conducive to good agricultural and/or horticultural practices.