

71512-18

6/7/2012

1/28



UNITED STATES ENVIRONMENTAL PROTECTION AGENCY
WASHINGTON, D.C. 20460

JUN - 7 2012

OFFICE OF CHEMICAL SAFETY
AND POLLUTION PREVENTION

Mr. Mark Gelin
ISK Biosciences Corporation
7470 Auburn Road, Suite A
Concord, OH 44077

Subject: ISK Flazasulfuron Herbicide
EPA Registration Number 71512-18
Application dated April 25, 2012

Dear Mr. Gelin:

The labeling referred to above, submitted in connection with registration under the Federal Insecticide, Fungicide, and Rodenticide Act as amended is acceptable. Submit one (1) copy of final printed labeling incorporating the above changes before you release the product for shipment. Amended labeling will supercede all previously accepted ones. A stamped copy of labeling is enclosed for your records.

If you have any questions, please contact Hope Johnson at 703-305-5410.

Sincerely,

A handwritten signature in black ink, appearing to read "Kable Bo Davis", written over a horizontal line.

Kable Bo Davis
Product Manager 25
Herbicide Branch
Registration Division (7505P)

2/28

GROUP B⁽²⁾ HERBICIDE

ISK Flazasulfuron Herbicide

HERBICIDE

A herbicide for weed control in Citrus, Grapes, Sugarcane, Conifer Trees and Industrial Vegetation Management.

ACTIVE INGREDIENT:	By Wt.
Flazasulfuron*.....	25.0%
OTHER INGREDIENTS:	75.0%
Total.....	100.0%

* N-[[[(4,6-dimethoxy-2-pyrimidinyl) amino]carbonyl]-3-(trifluoromethyl)-2-pyridinesulfonamide

Contains 0.25 pounds active ingredient per pound of formulated product.

ACCEPTED

JUN - 7 2012

Under the Federal Insecticide, Fungicide, and Rodenticide Act, as amended, for the pesticide registered under EPA Reg. No. 71512-18

KEEP OUT OF REACH OF CHILDREN

CAUTION

Si usted no entiende la etiqueta, busque a alguien para que se la explique a usted en detalle. (If you do not understand this label, find someone to explain it to you in detail.)

SEE SIDE PANEL FOR FIRST AID AND ADDITIONAL PRECAUTIONARY STATEMENTS.

READ ENTIRE LABEL CAREFULLY AND USE ONLY AS DIRECTED.

EPA Reg. No. 71512-18
EPA Establishment No. 049036-JPN-001

Net Contents: 309 pounds (140 kilograms)

ISK Biosciences Corporation
7470 Auburn Road, Suite A
Concord, Ohio 44077

3/28

PRECAUTIONARY STATEMENTS

HAZARDS TO HUMANS & DOMESTIC ANIMALS

CAUTION

Harmful if swallowed or absorbed through skin. Avoid contact with skin, eyes or clothing. Wash thoroughly with soap and water after handling. Remove and wash contaminated clothing before reuse.

FIRST AID	
If swallowed	<ul style="list-style-type: none"> • Call a poison control center or doctor immediately for treatment advice. • Have person sip a glass of water if able to swallow. • Do not induce vomiting unless told to do so by the poison control center or doctor. • Do not give anything by mouth to an unconscious person.
If on skin or clothing	<ul style="list-style-type: none"> • Take off contaminated clothing. • Rinse skin immediately with plenty of water for 15-20 minutes. • Call a poison control center or doctor for treatment advice.
If in eyes	<ul style="list-style-type: none"> • Hold eye open and rinse slowly and gently with water for 15-20 minutes. • Remove contact lenses, if present, after the first 5 minutes, then continue rinsing eye. • Call a poison control center or doctor for treatment advice.
If inhaled	<ul style="list-style-type: none"> • Move person to fresh air. • If person is not breathing, call 911 or an ambulance, then give artificial respiration, preferably by mouth-to-mouth, if possible. • Call a poison control center or doctor for further treatment advice.
Have the product container or label with you when calling a poison control center or doctor, or going for treatment.	
HOT LINE NUMBER	
<p>For 24-Hour Medical Emergency Assistance call 1-888-484-7546. [For Chemical Emergency, Spill, Leak, Fire or Accident, call CHEMTREC 1-800-424-9300.]</p>	

PERSONAL PROTECTIVE EQUIPMENT (PPE)

Applicators and other handlers must wear: long-sleeved shirt and long pants, shoes plus socks, protective eyewear and waterproof gloves.

USER SAFETY REQUIREMENTS

Discard clothing and other absorbent materials that have been drenched or heavily contaminated with this product's concentrate. Do not reuse them. Follow manufacturer's instructions for cleaning/maintaining PPE. If no such instructions for washables exist, use detergent and hot water. Keep and wash PPE separately from other laundry.

USER SAFETY RECOMMENDATIONS

Users should:

Wash hands before eating, drinking, chewing gum, using tobacco or using the toilet. Remove clothing/PPE immediately if pesticide gets inside. Then wash thoroughly and put on clean clothing. Remove PPE immediately after handling this product. Wash the outside of gloves before removing. As soon as possible, wash thoroughly and change into clean clothing.

ENVIRONMENTAL HAZARDS

This product is toxic to fish. Do not apply directly to water, or to areas where surface water is present or to intertidal areas below the mean high water mark. Do not contaminate water when disposing of equipment wash water or rinsate.

9/28

This chemical has properties and characteristics associated with chemicals detected in ground water. This chemical may leach into ground water if used in areas where soils are permeable, particularly where the water table is shallow.

This product may contaminate water through drift of spray in wind, or drift of soil from treated areas.

This product has a high potential for runoff for several weeks after application. Poorly drained soils and soils with shallow water tables are more prone to produce runoff that contains this product. Avoid applying this product to ditches, swales, and drainage ways. Runoff of this product would be reduced by avoiding applications when rainfall is forecasted to occur within 48 hours.

There is potential for injury to sensitive plants irrigated with run-off water containing flazasulfuron.

DIRECTIONS FOR USE

It is a violation of Federal law to use this product in a manner inconsistent with its labeling.

Do not apply this product in a way that will contact workers or other persons, either directly or through drift. Only protected handlers may be in the area during application. For any requirements specific to your State or Tribe, consult the agency responsible for pesticide regulation.

AGRICULTURAL USE REQUIREMENTS

Use this product only in accordance with its labeling and with the Worker Protection Standard, 40 CFR part 170. This Standard contains requirements for the protection of agricultural workers on farms, forests, nurseries, and greenhouses, and handlers of agricultural pesticides. It contains requirements for training, decontamination, notification, and emergency assistance. It also contains specific instructions and exceptions pertaining to the statements on this label about personal protective equipment (PPE) and restricted-entry interval. The requirements in this box only apply to uses of this product that are covered by the Worker Protection Standard.


Do not enter or allow worker entry into treated areas during the **Restricted Entry Interval (REI)** of 12 hours.

PPE required for early entry to treated areas that is permitted under the Worker Protection Standard and that involves contact with anything that has been treated, such as plants, soil, or water, is: Coveralls, chemical-resistant gloves made of any waterproof materials, and shoes plus socks.

Sod and seed farms are within the scope of the Worker Protection Standard.

NON-AGRICULTURAL USE REQUIREMENTS

The requirements in this box apply to uses of this product that are not within the scope of the Worker Protection Standard for agricultural pesticides, 40 CFR part 170. The WPS applies when this product is used to produce agricultural plants on farms, forests, nurseries, or greenhouses. Turf grasses on golf courses and other non-residential turf areas such as industrial parks, tank farms, professionally managed college and professional sports fields and commercial lawns are not within the scope of the Worker Protection Standard. Do not enter or allow others to enter the treated area until sprays have dried.



USE INFORMATION

Flazasulfuron is a selective herbicide for preemergence and postemergence control of certain broadleaf weeds and grasses in citrus, grape, sugarcane, conifer trees and for use in industrial vegetation management in specified nonagricultural areas.

Flazasulfuron is absorbed through the root and foliage of plants, rapidly inhibiting the growth of susceptible weeds. For preemergence application, rainfall or irrigation is needed for herbicide activation. Length of control is a function of environmental factors such as soil type, soil moisture, temperature and amount of moisture after the application. Existing weeds or crop residue may reduce the length and level of residual control. Weed control may also be reduced due to environmental stress to the weeds at the time of the application.

Weed growth stops within hours after the application, however symptom progress from discoloration or chlorosis to necrosis generally requires from 2 to 4 weeks. Speed of control is generally a function of weather with faster action during warmer weather and actively growing weeds. The best control is obtained when ISK Flazasulfuron Herbicide is applied either to weeds just prior to germination or to young, actively growing weeds.

For optimal herbicidal activity, prior to application, the bed or soil surface should be reasonably even and clear of crop and weed residue. Before herbicide application, crop and weed residue can be mixed into the soil through cultivation, or removed by blowing the area to be treated. Any practices that cause disturbance of the soil surface after herbicide treatment will decrease herbicidal activity. If rainfall does not occur within 2 weeks after a preemergence, application ¼ to ½ inch of irrigation water should be applied. Do not apply more than 1 inch of irrigation water.

ISK Flazasulfuron Herbicide controls weeds by inhibiting the acetolactate synthase (ALS) biochemical process. Some weeds may contain naturally occurring populations that are resistant to ALS inhibiting herbicides. Applications of ALS inhibiting herbicides, when used alone, over a period of time may lead to biotypes that are resistant to ALS herbicides. This then leads to a reduction in the level of control obtained through the use of these herbicides. To prevent or delay the build-up of ALS resistant weeds, weed management programs should include the use of appropriate registered herbicides for control of these weeds that have a different mode of action. Applications of herbicides with a different mode of action should be used during the same year or in sequential years.

APPLICATION RESTRICTIONS FOR ALL USES

- Do not apply ISK Flazasulfuron Herbicide aerially.
- Do not apply ISK Flazasulfuron Herbicide through any irrigation system.
- Do not apply to saturated soils.
- Do not apply to plants that are under stress due to drought, standing water, heavy insect and/or disease pressure, low soil fertility, etc.
- Do not mechanically incorporate into the soil.
- Do not apply more than 0.15 lb ai per acre per year.
- A 25 foot buffer for ground applications must be maintained between the point of direct application and the closest downwind edge of sensitive terrestrial habitats (including grasslands, forested areas, shelter belts, woodlots, hedgerows, riparian areas and shrub lands), sensitive freshwater habitats (including lakes, rivers, sloughs, ponds, creeks, marshes, streams, reservoirs and wetlands) and estuarine/marine habitats.

SPRAY DRIFT MANAGEMENT

- The applicator must be familiar with the effects of temperature inversions.
- Apply as a medium or coarser spray (ASAE Standard 572).

- AVOIDING SPRAY DRIFT AT THE APPLICATION SITE IS THE RESPONSIBILITY OF THE APPLICATOR AND GROWER. The interaction of many equipment and weather-related factors determine the potential for spray drift. The applicator and the grower are responsible for considering all factors involved in minimizing drift potential. Where states have more stringent regulations, they must be observed.
- Avoid making applications when spray particles may be carried by air currents to areas where sensitive crops and plants are growing. Do not spray near sensitive plants if wind is gusty, below 2 mph, or in excess of 10 mph and moving in the direction of adjacent areas of sensitive crops or plants. Do not apply during temperature inversions. Always make applications when there is some air movement to determine the direction and distance of possible spray drift.
- To avoid injury to desirable plants, equipment used to apply ISK Flazasulfuron Herbicide should be thoroughly cleaned (see PROCEDURE FOR CLEANING SPRAY EQUIPMENT) before reusing to apply any other chemicals.
- Apply using a nozzle height of no more than 2 feet above the ground or crop canopy.

INFORMATION ON DROPLET SIZE

The best drift management strategy is to apply large droplets and to limit or eliminate small droplets. Applying large droplets reduces drift potential, but will not prevent drift if applications are made improperly or under unfavorable environmental conditions (see sections below).

CONTROLLING DROPLET SIZE

- Volume - Use sufficient volume to form droplets large enough to avoid drift potential.
- Pressure – Pressure and nozzle type and orientation should be carefully managed to avoid formation of fine droplets.
- Number of nozzles - Use the minimum number of nozzles that provide uniform coverage.
- Nozzle Type - Use a nozzle type that is designed for the intended application. With most nozzle types, narrower spray angles produce larger droplets. Consider using low-drift nozzles. Properly designed solid stream nozzles should produce the lowest drift potential. Select nozzles, which do not have a wide discharge profile.

CALIBRATION

Equipment should be calibrated regularly according to manufacturer's specifications.

WIND

Applications must not be made when wind exceeds 10 mph. Use caution when applying in wind speeds less than 2-3 mph because a temperature inversion may be present and wind direction may vary. Many factors, including droplet size and equipment type, determine drift potential at any given wind speed. Note: Local terrain can influence wind patterns. The applicator must be familiar with local wind patterns and must monitor wind conditions at the site at the time of application.

SENSITIVE AREAS

The pesticide must only be applied when the potential for drift to adjacent sensitive areas (e.g., residential areas, bodies of water, known habitat for threatened or endangered species, non-target crops) is minimal (e.g., when wind is blowing away from the sensitive areas)."

7/28

TEMPERATURE AND HUMIDITY

Low humidity and high temperature increase the evaporation rate of droplets and therefore increase spray drift potential. The applicator must compensate for temperature and humidity.

TEMPERATURE INVERSIONS

Because of high drift potential, applications must not be made when droplets may reach a temperature inversion layer. It is the applicator's responsibility to identify the presence of a temperature inversion at the time of application. Accurate measurements of temperature, relative humidity, and wind speed help determine if an inversion exists. Local sources of weather information may help identify the presence of temperature inversions.

MIXING AND LOADING INSTRUCTIONS

Ensure the spray system is clean and free of residues from previous applications. Fill the spray tank 1/2 full with clean water. Ensure the agitation system is operating and sufficient to provide uniform spray mixing during application and until the spray tank has been emptied. Add the appropriate amount of this product to the spray tank. Complete filling the spray tank to the desired level.

Prepare no more spray mixture than is needed for the immediate application. Avoid the overnight storage of ISK Flazasulfuron Herbicide spray mixtures.

Tank Mixtures

Tank mixes are generally used to broaden or extend control of the weed spectrum present. Tank mix herbicides must be registered for use on the intended crop.

ISK Flazasulfuron Herbicide may be tank mixed with herbicides recommended for use on labeled crops. Read and follow all label directions for each tank mix herbicide. Always follow precautions and restrictions on the most restrictive tank mix partner. ISK Flazasulfuron Herbicide is generally compatible with insecticides (non-organophosphate), fungicides, fertilizers and micronutrient products provided sufficient free water is available for dispersion of all the tank mix products. However, the physical compatibility of ISK Flazasulfuron Herbicide with tank mix partners should be evaluated before use. Use tank-mix combinations only when applicator experience indicates that the tank mix will not result in objectionable crop injury.

For tank mixtures, add individual components to the spray tank in the following sequence: water, water dispersible granules (this product), water-soluble bags, dry flowables, emulsifiable concentrates, drift control additives, water-soluble liquids, and nonionic surfactants.

Additive Use Requirements

The use of a non-ionic surfactant at 0.25 percent by volume (1 qt / 100 gal) provides a maximum performance for all postemergence applications. Surfactant products must contain at least 50% nonionic surfactant (see label of adjuvant). Petroleum crop oil concentrate or methylated seed oil at 1% by volume (1 gal / 100 gal) can also enhance herbicide performance. Oil adjuvants must contain at least 15% surfactant emulsifiers and 80% high quality petroleum or methylated seed oil (see label of crop or seed oil). If another herbicide is tank mixed with ISK Flazasulfuron Herbicide, select additives authorized for use with both products.

Compatibility Test

Additives and tank mixes should be tested for compatibility by mixing in a small container prior to mixing in spray tank.

In a lidded glass jar (~1 quart size), add all mix partners, in their relative proportions. Invert, shake or mix the jar thoroughly.

If mixture forms precipitates (flakes or sludge), gels, balls up or forms oily films or layers, this indicates incompatibility. Though signs of incompatibility will typically be seen within 5 minutes of mixing, mixture should be observed for approximately 30 minutes.

Compatibility agents can be used to facilitate mixing. Add ¼ teaspoon of the compatibility agent to the mix (assuming a mixing rate of 2 pints compatibility agent per 100 gallons spray mix).

If compatibility agents do not facilitate mixing, the mixture is incompatible and should not be used.

Spray Equipment Clean Out:

After spraying ISK Flazasulfuron Herbicide and before using sprayer equipment for any other applications, the sprayer must be thoroughly cleaned using the following procedure.

1. Drain tank; thoroughly rinse inside of spray tanks with clean water (rinse about 1 minute per 25 gallons of tank capacity). Loosen and physically remove any visible deposits with a stiff brush.
2. Fill the tank with clean water and add 1 gallon of household ammonia (contains at least 3% active ingredient) for every 100 gallons of water. Circulate the cleaning solution through the tank and hoses for at least 15 minutes. Flush the cleaning solution through the hoses, boom and nozzles (1/4 volume of tank capacity) and then drain the tank.
3. Repeat step 1.
4. Repeat step 2.
5. Remove the nozzles and screen and clean separately in a bucket containing cleaning agent and water.
6. Rinse the tank, boom and hoses with clean water.
7. If only ammonia is used as a cleaner, the rinsate solution from both steps 2 and 4 may be applied back to the crop(s) as recommended on the label. Do not exceed the maximum label use rate. If other cleaners are used, consult the cleaner label for rinsate disposal instructions. If no instructions are given, dispose of the rinsate on site or at an approved waste disposal facility.
(Attention: Do Not use Chlorine bleach with ammonia as a dangerous gas will form).

APPLICATION INFORMATION

Sprayer Preparation

Apply ISK Flazasulfuron Herbicide with spray equipment that has been cleaned and is free of pesticide deposits from previous pesticide use. Clean spray equipment according to manufacturer's directions, see previous pesticide label for appropriate cleanup directions, or use ISK Flazasulfuron Herbicide Spray Equipment Clean Out procedures.

Preemergence Weed Control

Apply ISK Flazasulfuron Herbicide in a broadcast spray volume of 15 to 50 gallons of water per acre in a uniform application to the soil surface. Soil surfaces should be clean from crop residue and weed-free at the time of the application. If weeds, weed residue or crop residue is present, these should be removed by light mechanical incorporation or other means. Once the application has been made the soil surface should not be disturbed.

Postemergence Weed Control

Applications for postemergence weed control should be made in 15 to 50 gallons of water per acre. Use the higher water volumes if vegetation or crop residue is present. For directed sprays a spray volume of 20 or more gallons per acre is recommended. Best results are obtained when weeds are small and actively growing. Broadleaf weeds should be no larger than 2 to 4 inches and grasses should be no taller than 4 inches and prior to first tillering.

9/28

Ground Applications

Broadcast: Apply ISK Flazasulfuron Herbicide using conventional low-pressure ground spray equipment with flat fan or flood nozzles (preemergence applications only). Follow manufacturer's recommendation for spraying pressure and boom height. Check spray equipment daily for proper maintenance and calibration.

Banded: ISK Flazasulfuron Herbicide can also be applied as a banded treatment. Banded rate and volume per treated area can be calculated by multiplying broadcast rate and volume per treated acre by the band width in inches divided by the row width in inches.


Directed Spray: Apply ISK Flazasulfuron Herbicide as a low-pressure coarse spray in at least 20 gallons of water per acre. Follow manufacturer's recommendations for nozzle spacing and operating pressure. Nozzles should be adjusted to adequately cover the weed foliage but minimize contact with the crop. Do not apply with hollow cone nozzles.

Spot application: For spot applications apply sprays uniformly to the soil for preemergence weed control or to weeds for postemergence weed control. Mix the required amount of ISK Flazasulfuron Herbicide with the recommended amount of water. For preemergence application use one-half to one gallon of spray per 1000 sq ft. For postemergence application use a minimum of 1 gallon of spray per 1000 sq ft and add a non-ionic surfactant at 0.5 fl oz (1 Tbs) per gallon of spray. If applying within an established crop use coarse low-pressure sprays and direct the spray to the soil beneath the plants. Do not allow spray to contact leaves or green stems of woody plants. Use 0.062 oz/gallon of water. Thoroughly agitate the spray solution thoroughly prior to application.

Note: ISK Flazasulfuron Herbicide may be applied in single or sequential applications. Sequential applications are made on a longer term interval such as fall followed by a spring application.

Rotational Crop Information

If rotating to another crop not on the label, allow a 12 month interval between the last application and the planting of the rotational crop.



10/28

CITRUS

Directions for use in Citrus (such as Calamondin, Chironja, Citrus Citron, Grapefruit, Kumquat, Lemon, Lime, Mandarin, Pummelo, Satsuma Mandarin, Sour Orange, Sweet Orange, Tangelo, Tangerine, Tangor).

ISK Flazasulfuron Herbicide may be applied to all citrus orchards.

Weed Control	Rate (oz/acre)	Specific Use Directions
Preemergence	2.14 - 2.85 oz	
Postemergence	2.14 - 2.85 oz	Apply to broadleaf weeds and less than 4 inches tall and before tillering of grasses. Use sufficient spray volume to obtain complete and uniform coverage. Use higher water volumes on larger weeds. Adjuvant use recommended.

Precautions: Apply only to 3rd year planted trees and older. Apply only as a directed spray to the soil beneath the trees to prevent injury to the foliage and bark of young trees. Use of a protective sleeve is required for third year trees to minimize injury potential. Do not apply to areas where roots are exposed. Multiple applications of ISK Flazasulfuron Herbicide can be made, but maximum yearly amounts must be followed (see Crop Restrictions). Rates listed above are for broadcast application. If making a banded application, see Product Information section of the label for calculating appropriate use rate. Do not apply to stony soils. For postemergence applications, use an adjuvant (refer to Additive Use Requirements section on Page 6).

Tank Mixes: For postemergence weed control, consider tank mixing ISK Flazasulfuron Herbicide with a burndown herbicide, such as glyphosate, or glufosinate. For longer residual control of annual weeds, consider tank mixing ISK Flazasulfuron Herbicide with oxyflurafin, oryzalin, diuron, norflurazon, simazine or pendimethalin. Follow all label instructions, restrictions and precautions on both labels. Refer to Tank Mixtures section for additional information regarding tank mixes.

Crop Restrictions: Do not apply more than 2 applications at 2.85 oz/acre per acre per year. The Pre-Harvest Interval (PHI) for these crops is one (1) day. The minimum retreatment interval (RTI) is 3 months.

WEEDS CONTROLLED

WEEDS CONTROLLED PREEMERGENCE

Grasses	
Bluegrass, annual	<i>Poa annua</i>
Barley, hare	<i>Hordeum leporinum</i>
Bentgrass, creeping	<i>Agrostis stolonifera</i>
Brome, downy	<i>Bromus tectorum</i>
Fescue, rough	<i>Festuca scabrella</i>
Fescue, sheep	<i>Festuca ovina</i>
Fescue, tall	<i>Festuca arundinacea</i>
Foxtail, giant	<i>Setaria faberi</i>
Foxtail, green	<i>Setaria viridis</i>
Foxtail, yellow	<i>Setaria glauca</i>
Ryegrass, Italian	<i>Lolium multiflorum</i>
Sandbur, Coastal	<i>Cenchrus spinifex</i>
Sandbur, field	<i>Cenchrus incertus</i>

Broadleaves

Burclover, California	<i>Medicago polymorpha</i>
Chickweed, common	<i>Stellaria media</i>
Chickweed, mouse-ear	<i>Cerastium vulgatum</i>
Clover, crimson	<i>Trifolium incarnatum</i>
Clover, hop	<i>Trifolium aureum</i>
Dandelion	<i>Taraxacum officinale</i>
Dandelion, cat's-ear	<i>Hypochoeris radicata</i>
Filaree, broadleaf	<i>Erodium botrys</i>
Filaree, redstem	<i>Erodium cicutarium</i>
Fleabane, hairy	<i>Conyza bonariensis</i>
Geranium Carolina	<i>Geranium carolinianum</i>
Groundsel	<i>Senecio sp.</i>
Groundsel, common	<i>Senecio vulgaris</i>
Henbit	<i>Lamium amplexicaule</i>
Lambsquarters, common	<i>Chenopodium album</i>
Mallow, common	<i>Malva neglecta</i>
Mallow, little	<i>Malva parviflora</i>
Mustard	<i>Sinapsis sp.</i>
Mustard, Indian	<i>Brasica juncea</i>
Mustard, wild	<i>Brassica kaber</i>
Pigweed, prostrate	<i>Amaranthus litoides</i>
Pigweed, redroot	<i>Amaranthus retroflexus</i>
Pigweed, tumble	<i>Amaranthus albus</i>
Purslane, common	<i>Portulaca oleracea</i>
Ragweed, common	<i>Ambrosia artemisiifolia</i>
Rockpurslane, redmaids	<i>Calandrinia ciliata</i>
Shepherd's-purse	<i>Capsella bursa-pastoris</i>
Sowthistle, annual	<i>Sonchus oleraceus</i>
Speedwell, corn	<i>Veronica arvensis</i>
Spurge, creeping	<i>Euphorbia serpens</i>
Spurge, prostrate	<i>Euphorbia humistrata</i>
Spurge, spotted	<i>Euphorbia maculata</i>
Willoweed, panicle	<i>Epilobium brachycarpum</i>

Sedges

Kyllinga	<i>Kyllinga spp.</i>
Yellow Nutsedge	<i>Cyperus esculentus</i>

WEEDS PARTIALLY CONTROLLED PREEMERGENCE

Grasses


Crabgrass, large	<i>Digitaria sanguinalis</i>
Needlegrass, California	<i>Nassella cernua</i>
Watergrass, early	<i>Echinochloa oryzoides</i>
Witchgrass	<i>Panicum calillare</i>

Broadleaves

Horseweed, Canada/Mare's tail	<i>Erigeron canadensis / Conyza canadensis</i>
Hawksbeard, bristly	<i>Crepis setosa</i>
Nightshade, silveleaf	<i>Solanum elaeagnifolium</i>
Oxtongue, bristly	<i>Picris echioides</i>
Sowthistle	<i>Sonchus sp.</i>

Sedges

Purple Nutsedge	<i>Cyperus rotundus</i>
-----------------	-------------------------



* Partial control means significant activity but not always at a level considered acceptable for commercial weed control. Repeat applications may be necessary.


WEEDS CONTROLLED POSTEMERGENCE

Grasses

Bluegrass, annual	<i>Poa annua</i>
Bentgrass, creeping	<i>Agrostis stolonifera</i>
Brome, downy	<i>Bromus tectorum</i>
Crabgrass, large	<i>Digitaria sanguinalis</i>
Crabgrass, smooth	<i>Digitaria ischaemum</i>
Fescue, rough	<i>Festuca scabrella</i>
Fescue, sheep	<i>Festuca ovina</i>
Fescue, tall	<i>Festuca arundinacea</i>
Foxtail, giant	<i>Setaria faberi</i>
Foxtail, green	<i>Setaria viridis</i>
Foxtail, yellow	<i>Setaria glauca</i>
Ryegrass, Italian	<i>Lolium multiflorum</i>
Needlegrass, California	<i>Nassella cernua</i>
Sandbur, Coastal	<i>Cenchrus spinifex</i>
Sandbur, field	<i>Cenchrus incertus</i>

Broadleaves

Bedstraw, catchweed	<i>Galium aparine</i>
Burclover, California	<i>Medicago polymorpha</i>
Carrot, wild	<i>Daucus carota</i>
Chamomile, mayweed	<i>Anthemis cotula</i>
Chickweed, common	<i>Stellaria media</i>
Chickweed, mouse-ear	<i>Cerastium vulgatum</i>
Clover, crimson	<i>Trifolium incarnatum</i>
Clover, hop	<i>Trifolium aureum</i>
Clover, large hop	<i>Trifolium campestre</i>
Dandelion, cat's-ear	<i>Hypochoeris radicata</i>
Dropwort, parsley water	<i>Oenanthe lachenalii</i>
Falsedandelion, Carolina	<i>Pyrrhopappus carolinianus</i>
Filaree, broadleaf	<i>Erodium botrys</i>
Filaree, redstem	<i>Erodium cicutarium</i>
Fleabane, hairy	<i>Conyza bonariensis</i>
Geranium Carolina	<i>Geranium carolinianum</i>
Groundsel	<i>Senecio sp.</i>
Groundsel, common	<i>Senecio vulgaris</i>
Henbit	<i>Lamium amplexicaule</i>
Horseweed, Canada/Mare's tail	<i>Erigeron canadensis / Conyza canadensis</i>
Lambsquarters, common	<i>Chenopodium album</i>
Mallow, common	<i>Malva neglecta</i>
Mallow, little	<i>Malva parviflora</i>
Mustard	<i>Sinapsis sp.</i>
Mustard, Indian	<i>Brasica juncea</i>
Mustard, tumble	<i>Sisymbrium altissimum</i>
Nightshade, silveleaf	<i>Solanum elaeagnifolium</i>
Pansy, field	<i>Viola rafinesquil</i>
Pepperweed, field	<i>Lepidium campestre</i>
Pigweed, prostrate	<i>Amaranthus litoides</i>
Pigweed, redroot	<i>Amaranthus retroflexus</i>
Pigweed, tumble	<i>Amaranthus albus</i>
Purslane, common	<i>Portulaca oleracea</i>
Ragweed, common	<i>Ambrosia artemisiifolia</i>
Rockpurslane, redmaids	<i>Calandrinia ciliata</i>



Shepherd's-purse	<i>Capsella bursa-pastoris</i>
Sowthistle, annual	<i>Sonchus oleraceus</i>
Speedwell, corn	<i>Veronica arvensis</i>
Spurge, creeping	<i>Euphorbia serpens</i>
Spurge, prostrate	<i>Euphorbia humistrata</i>
Spurge, spotted	<i>Euphorbia maculata</i>
Thistle, bull	<i>Cirsium vulgare</i>
Thistle, Canada	<i>Cirsium arvense</i>
Willoweed, panicle	<i>Epilobium brachycarpum</i>
Wintergreen, chickweed	<i>Trientalis europaea</i>

Sedges	
Kyllinga	<i>Kyllinga spp.</i>
Yellow Nutsedge	<i>Cyperus esculentus</i>


WEEDS PARTIALLY CONTROLLED POSTEMERGENCE

Grasses	
Polypogon, rabbitfoot	<i>Polypogon monspeliensis</i>
Watergrass, early	<i>Echinochloa otyzoides</i>
Witchgrass	<i>Panicum capillare</i>
Barley, hare	<i>Hordeum leporinum</i>

Broadleaves	
Dandelion	<i>Taraxacum officinale</i>
Fleabane, rough	<i>Erigeron strigosus</i>
Hawksbeard, bristly	<i>Crepis setosa</i>
Oxtongue, bristly	<i>Picris echioides</i>

Sedges	
Purple Nutsedge	<i>Cyperus rotundus</i>

* Partial control means significant activity but not always at a level considered acceptable for commercial weed control. Repeat applications may be necessary.



14/28

GRAPE

Directions for use in grape.

ISK Flazasulfuron Herbicide may be applied to all grape varieties (including wine, table and raisin).

Weed Control	Rate (oz/acre)	Specific Use Directions
Preemergence	2.14 - 2.85 oz	
Post emergence	2.14 - 2.85 oz	Apply to broadleaf weeds and grasses less than 4 inches tall and before tillering of grasses. Use sufficient spray volume to obtain complete and uniform coverage. Use higher water volumes on larger weeds. Adjuvant use recommended.

Precautions: Apply only to 3rd year planted vines and older. Apply only as a directed spray to the soil beneath the vines to prevent injury to the foliage and bark of young vines. Use of a protective sleeve is required for third year vines to minimize injury potential. Do not apply to areas where roots are exposed. Multiple applications of ISK Flazasulfuron Herbicide can be made, but maximum yearly amounts must be followed (see Crop Restrictions). Rates listed above are for broadcast application. If making a banded application, see Product Information section of the label for calculating appropriate use rate. Do not apply to stony soils. For postemergence application, use an adjuvant (refer to Additive Use Requirements section on Page 6).

Tank Mixes: For postemergence weed control, consider tank mixing ISK Flazasulfuron Herbicide with a burndown herbicide, such as glyphosate or glufosinate. For longer residual control of annual weeds, consider tank mixing ISK Flazasulfuron Herbicide with oxyflurafin, oryzalin, diuron, norflurazon, simazine or pendimethalin. Follow all label instructions, restrictions and precautions on both labels. Refer to Tank Mixtures section for additional information regarding tank mixes.

Crop Restrictions: Do not apply more than 2 applications at 2.85 oz/acre per acre per year. The Pre-Harvest Interval (PHI) for this crop is 75 days. The minimum retreatment interval (RTI) is 3 months.

WEEDS CONTROLLED

WEEDS CONTROLLED PREEMERGENCE

Grasses

Bluegrass, annual	<i>Poa annua</i>
Barley, hare	<i>Hordeum leporinum</i>
Bentgrass, creeping	<i>Agrostis stolonifera</i>
Brome, downy	<i>Bromus tectorum</i>
Fescue, rough	<i>Festuca scabrella</i>
Fescue, sheep	<i>Festuca ovina</i>
Fescue, tall	<i>Festuca arundinacea</i>
Foxtail, giant	<i>Setaria faberi</i>
Foxtail, green	<i>Setaria viridis</i>
Foxtail, yellow	<i>Setaria glauca</i>
Ryegrass, Italian	<i>Lolium multiflorum</i>
Sandbur, Coastal	<i>Cenchrus spinifex</i>
Sandbur, field	<i>Cenchrus incertus</i>

Broadleaves

Burclover, California	<i>Medicago polymorpha</i>
Chickweed, common	<i>Stellaria media</i>
Chickweed, mouse-ear	<i>Cerastium vulgatum</i>
Clover, crimson	<i>Trifolium incarnatum</i>
Clover, hop	<i>Trifolium aureum</i>

Dandelion	<i>Taraxacum officinale</i>
Dandelion, cat's-ear	<i>Hypochoeris radicata</i>
Filaree, broadleaf	<i>Erodium botrys</i>
Filaree, redstem	<i>Erodium cicutarium</i>
Fleabane, hairy	<i>Conyza bonariensis</i>
Geranium Carolina	<i>Geranium carolinianum</i>
Groundsel	<i>Senecio sp.</i>
Groundsel, common	<i>Senecio vulgaris</i>
Henbit	<i>Lamium amplexicaule</i>
Lambsquarters, common	<i>Chenopodium album</i>
Mallow, common	<i>Malva neglecta</i>
Mallow, little	<i>Malva parviflora</i>
Mustard	<i>Sinapsis sp.</i>
Mustard, Indian	<i>Brasica juncea</i>
Mustard, wild	<i>Brassica kaber</i>
Pigweed, prostrate	<i>Amaranthus litoides</i>
Pigweed, redroot	<i>Amaranthus retroflexus</i>
Pigweed, tumble	<i>Amaranthus albus</i>
Purslane, common	<i>Portulaca oleracea</i>
Ragweed, common	<i>Ambrosia artemisiifolia</i>
Rockpurslane, redmaids	<i>Calandrinia ciliata</i>
Shepherd's-purse	<i>Capsella bursa-pastoris</i>
Sowthistle, annual	<i>Sonchus oleraceus</i>
Speedwell, corn	<i>Veronica arvensis</i>
Spurge, creeping	<i>Euphorbia serpens</i>
Spurge, prostrate	<i>Euphorbia humistrata</i>
Spurge, spotted	<i>Euphorbia maculata</i>
Willoweed, panicle	<i>Epilobium brachycarpum</i>

Sedges	
Kyllinga	<i>Kyllinga spp.</i>
Yellow Nutsedge	<i>Cyperus esculentus</i>

WEEDS PARTIALLY CONTROLLED PREEMERGENCE

Grasses	
Crabgrass, large	<i>Digitaria sanguinalis</i>
Needlegrass, California	<i>Nassella cernua</i>
Watergrass, early	<i>Echinochloa otyzoides</i>
Witchgrass	<i>Panicum capillare</i>


Broadleaves	
Horseweed, Canada/Mare's tail	<i>Erigeron canadensis / Conyza canadensis</i>
Hawksbeard, bristly	<i>Crepis setosa</i>
Nightshade, silveleaf	<i>Solanum elaeagnifolium</i>
Oxtongue, bristly	<i>Picris echioides</i>
Sowthistle	<i>Sonchus sp.</i>

Sedges	
Purple Nutsedge	<i>Cyperus rotundus</i>

* Partial control means significant activity but not always at a level considered acceptable for commercial weed control. Repeat applications may be necessary.

WEEDS CONTROLLED POSTEMERGENCE


Grasses	
Bluegrass, annual	<i>Poa annua</i>
Bentgrass, creeping	<i>Agrostis stolonifera</i>



Brome, downy	<i>Bromus tectorum</i>
Crabgrass, large	<i>Digitaria sanguinalis</i>
Crabgrass, smooth	<i>Digitaria ischaemum</i>
Fescue, rough	<i>Festuca scabrella</i>
Fescue, sheep	<i>Festuca ovina</i>
Fescue, tall	<i>Festuca arundinacea</i>
Foxtail, giant	<i>Setaria faberi</i>
Foxtail, green	<i>Setaria viridis</i>
Foxtail, yellow	<i>Setaria glauca</i>
Ryegrass, Italian	<i>Lolium multiflorum</i>
Needlegrass, California	<i>Nassella cernua</i>
Sandbur, Coastal	<i>Cenchrus spinifex</i>
Sandbur, field	<i>Cenchrus incertus</i>

Broadleaves

Bedstraw, catchweed	<i>Galium aparine</i>
Burclover, California	<i>Medicago polymorpha</i>
Carrot, wild	<i>Daucus carota</i>
Chamomile, mayweed	<i>Anthemis cotula</i>
Chickweed, common	<i>Stellaria media</i>
Chickweed, mouse-ear	<i>Cerastium vulgatum</i>
Clover, crimson	<i>Trifolium incarnatum</i>
Clover, hop	<i>Trifolium aureum</i>
Clover, large hop	<i>Trifolium campestre</i>
Dandelion, cat's-ear	<i>Hypochoeris radicata</i>
Dropwort, parsley water	<i>Oenanthe lachenalii</i>
Falsedandelion, Carolina	<i>Pyrrhopappus carolinianus</i>
Filaree, broadleaf	<i>Erodium botrys</i>
Filaree, redstem	<i>Erodium cicutarium</i>
Fleabane, hairy	<i>Conyza bonariensis</i>
Geranium, Carolina	<i>Geranium carolinianum</i>
Groundsel	<i>Senecio sp.</i>
Groundsel, common	<i>Senecio vulgaris</i>
Henbit	<i>Lamium amplexicaule</i>
Horseweed, Canada/Mare's tail	<i>Erigeron canadensis / Conyza canadensis</i>
Lambsquarters, common	<i>Chenopodium album</i>
Mallow, common	<i>Malva neglecta</i>
Mallow, little	<i>Malva parviflora</i>
Mustard	<i>Sinapsis sp.</i>
Mustard, Indian	<i>Brasica juncea</i>
Mustard, tumble	<i>Sisymbrium altissimum</i>
Nightshade, silveleaf	<i>Solanum elaeagnifolium</i>
Pansy, field	<i>Viola rafinesquil</i>
Pepperweed, field	<i>Lepidium campestre</i>
Pigweed, prostrate	<i>Amaranthus litoides</i>
Pigweed, redroot	<i>Amaranthus retroflexus</i>
Pigweed, tumble	<i>Amaranthus albus</i>
Purslane, common	<i>Portulaca oleracea</i>
Ragweed, common	<i>Ambrosia artemisiifolia</i>
Rockpurslane, redmaids	<i>Calandrinia ciliata</i>
Shepherd's-purse	<i>Capsella bursa-pastoris</i>
Sowthistle, annual	<i>Sonchus oleraceus</i>
Speedwell, corn	<i>Veronica arvensis</i>
Spurge, creeping	<i>Euphorbia serpens</i>
Spurge, prostrate	<i>Euphorbia humistrata</i>
Spurge, spotted	<i>Euphorbia maculata</i>
Thistle, bull	<i>Cirsium vulgare</i>



Thistle, Canada	<i>Cirsium arvense</i>
Willoweed, panicle	<i>Epilobium brachycarpum</i>
Wintergreen, chickweed	<i>Trientalis europaea</i>

Sedges	
Kyllinga	<i>Kyllinga spp.</i>
Yellow Nutsedge	<i>Cyperus esculentus</i>


WEEDS PARTIALLY CONTROLLED POSTEMERGENCE

Grasses	
Polypogon, rabbitfoot	<i>Polypogon monspeliensis</i>
Watergrass, early	<i>Echinochloa otyzoides</i>
Witchgrass	<i>Panicum capillare</i>
Barley, hare	<i>Hordeum leporinum</i>

Broadleaves	
Dandelion	<i>Taraxacum officinale</i>
Fleabane, rough	<i>Erigeron strigosus</i>
Hawksbeard, bristly	<i>Crepis setosa</i>
Oxtongue, bristly	<i>Picris echioides</i>

Sedges	
Purple Nutsedge	<i>Cyperus rotundus</i>

* Partial control means significant activity but not always at a level considered acceptable for commercial weed control. Repeat applications may be necessary.



SUGARCANE

Directions for use in sugarcane

ISK Flazasulfuron Herbicide may be applied to plant or ratoon sugarcane.

Weed Control	Rate (oz/acre)	Specific Use Directions
Over-the-Top	0.9 oz	Apply prior to spiking or on ratoon sugarcane up to 24 inches tall.
Post-Directed	0.9 – 2.85 oz.	Apply to sugarcane that is at least 18 inches tall up through layby. The application should minimize contact to the whorl of the sugarcane and maximize contact with the weeds. Weeds should be small (1 – 2 inches) at the time of the application. Use the higher rate for larger weeds.
<p>Precautions: Over-the-top applications may cause some yellowing of the sugarcane with occasional stunting. Symptoms may persist for a short period but have no effect on yield. For both over-the-top and post-directed applications an adjuvant should be used, refer to Additive Use Requirements page 6 Multiple applications of ISK Flazasulfuron Herbicide can be made, but maximum yearly amounts must be followed (see Crop Restrictions). Rates listed above are for broadcast application. If making a banded application, see Banded Application Information (page 8) of the label for calculating appropriate use rate..</p>		
<p>Tank Mixes: ISK Flazasulfuron Herbicide may be tank mixed with atrazine, asulam, dicamba or diuron for both over-the-top and post-directed applications. A tank mix with ametryn should be used only for post-directed applications. Follow all label instructions, restrictions and precautions on both labels. Refer to Tank Mixtures section for additional information regarding tank mixes.</p>		
<p>Crop Restrictions: Do not apply more than 9.6 ounces per acre per year (0.15 lb ai per acre per year). The Pre-Harvest Interval (PHI) for this crop is 180 days. Sequential applications must be made at least 14 days apart. If sugarcane is to be rotated to another crop not on the label allow a 12 month interval between the last application and the planting of the rotational crop.</p>		

WEEDS CONTROLLED

Weeds Controlled Preemergence at 0.9 to 1.8 oz/acre

Grasses	
Chickweed, common	<i>Stellaria media</i>
Henbit	<i>Lamium amplexicaule</i>
Lambsquarters, common	<i>Chenopodium album</i>
Purslane, common	<i>Portulaca oleracea</i>

Weeds Controlled Preemergence at 2.14 to 2.85 oz/acre

Grasses	
Bluegrass, annual	<i>Poa annua</i>

Broadleaves	
Chickweed, common	<i>Stellaria media</i>
Dandelion	<i>Taraxacum officinale</i>
Filaree, redstem	<i>Erodium cicutarium</i>
Henbit	<i>Lamium amplexicaule</i>
Lambsquarters, common	<i>Chenopodium album</i>
Purslane, common	<i>Portulaca oleracea</i>

Weeds Partially Controlled Preemergence

Broadleaves	
Horseweed, Canada/Mare's tail	<i>Erigeron canadensis / Conyza canadensis</i>
Partial control means significant activity but not always at a level considered acceptable for commercial weed control. Repeat applications may be necessary.	

Weeds Controlled Postemergence at 0.9 to 1.8 oz/acre

Grasses	
Bluegrass, annual	<i>Poa annua</i>
Crabgrass, large	<i>Digitaria sanguinalis</i>
Crabgrass, smooth	<i>Digitaria ischaemum</i>

Broadleaves	
Chickweed, common	<i>Stellaria media</i>
Henbit	<i>Lamium amplexicaule</i>
Lambsquarters, common	<i>Chenopodium album</i>
Purslane, common	<i>Portulaca oleracea</i>
Spurge, prostrate	<i>Euphorbia humistrata</i>

Weeds Controlled Postemergence at 2.14 to 2.85 oz/acre

Grasses	
Bluegrass, annual	<i>Poa annua</i>
Crabgrass, large	<i>Digitaria sanguinalis</i>
Crabgrass, smooth	<i>Digitaria ischaemum</i>

Broadleaves	
Chickweed, common	<i>Stellaria media</i>
Filaree, redstem	<i>Erodium cicutarium</i>
Henbit	<i>Lamium amplexicaule</i>
Lambsquarters, common	<i>Chenopodium album</i>
Pigweed, redroot	<i>Amaranthus retroflexus</i>
Purslane, common	<i>Portulaca oleracea</i>
Spurge, prostrate	<i>Euphorbia humistrata</i>
Thistle, Canada†	<i>Cirsium arvense</i>

Weeds Partially Controlled Postemergence

Grasses	
Johnsongrass†	<i>Sorghum halepense</i>

Broadleaves	
Cutleaf, eveningprimrose	<i>Oenothera laciniata</i>
Dandelion	<i>Taraxacum officinale</i>
Horseweed, Canada/Mare's tail	<i>Erigeron Canadensis / Conyza canadensis</i>

Sedges	
Nutsedge, yellow	<i>Cyperus esculentus</i>
Partial control means significant activity but not always at a level considered acceptable for commercial weed control. Repeat applications may be necessary.	

†Seedling only

CONIFER TREES

Directions for use on Conifer Trees.

ISK Flazasulfuron Herbicide may be applied to container and field grown conifers. See table below for list of tolerant conifers.

Weed Control	Rate (oz/acre)	Specific Use Directions
Preemergence	2.14 - 2.85 oz	
Postemergence	2.14 - 2.85 oz	Apply to broadleaf weeds and grasses less than 4 inches tall and before tillering of grasses. Use sufficient spray volume to obtain complete and uniform coverage. Use higher water volumes on larger weeds. Adjuvant use recommended.

Precautions: For postemergence application, use an adjuvant (refer to Additive Use Requirements section on Page 6). ISK Flazasulfuron Herbicide may be applied over-the-top to conifers prior to spring bud break or when conifers are sufficiently hardened off. Some needle burn may be seen on a new flush if plants are actively growing at the time of application but typically there is no effect on subsequent growth. Directed applications are preferred and recommended to reduce phytotoxicity potential. Rates listed above are for broadcast application. If making a banded application, see Banded Application Information (page 8) section of the label for calculating appropriate use rate.

Tank Mixes: Recommended tank mix partners include clethodim, glyphosate, napropamide, oryzalin, prodiamine, pronamide and simazine. Multiple applications of ISK Flazasulfuron Herbicide can be made, but maximum yearly amounts must be followed (see Crop Restrictions). Follow all label instructions, restrictions and precautions on both labels. Refer to Tank Mixtures section for additional information regarding tank mixes.

Crop Restrictions: Do not apply more than 9.6 ounces per acre per year (0.15 lb ai per acre per year). Do not apply to conifer seedbeds. Do not apply to trees within 1 year of seeding. Directed sprays must be made to conifers that have new growth or are not sufficiently hardened off. The minimum retreatment interval (RTI) is 3 months.

WEEDS CONTROLLED

WEEDS CONTROLLED PREEMERGENCE

Grasses

Bluegrass, annual	<i>Poa annua</i>
Barley, hare	<i>Hordeum leporinum</i>
Bentgrass, creeping	<i>Agrostis stolonifera</i>
Brome, downy	<i>Bromus tectorum</i>
Fescue, rough	<i>Festuca scabrella</i>
Fescue, sheep	<i>Festuca ovina</i>
Fescue, tall	<i>Festuca arundinacea</i>
Foxtail, giant	<i>Setaria faberi</i>
Foxtail, green	<i>Setaria viridis</i>
Foxtail, yellow	<i>Setaria glauca</i>
Ryegrass, Italian	<i>Lolium multiflorum</i>
Sandbur, Coastal	<i>Cenchrus spinifex</i>
Sandbur, field	<i>Cenchrus incertus</i>

Broadleaves

Burclover, California	<i>Medicago polymorpha</i>
Chickweed, common	<i>Stellaria media</i>
Chickweed, mouse-ear	<i>Cerastium vulgatum</i>
Clover, crimson	<i>Trifolium incarnatum</i>
Clover, hop	<i>Trifolium aureum</i>
Dandelion	<i>Taraxacum officinale</i>

Dandelion, cat's-ear	<i>Hypochoeris radicata</i>
Filaree, broadleaf	<i>Erodium botrys</i>
Filaree, redstem	<i>Erodium cicutarium</i>
Fleabane, hairy	<i>Conyza bonariensis</i>
Geranium Carolina	<i>Geranium carolinianum</i>
Groundsel	<i>Senecio sp.</i>
Groundsel, common	<i>Senecio vulgaris</i>
Henbit	<i>Lamium amplexicaule</i>
Lambsquarters, common	<i>Chenopodium album</i>
Mallow, common	<i>Malva neglecta</i>
Mallow, little	<i>Malva parviflora</i>
Mustard	<i>Sinapsis sp.</i>
Mustard, Indian	<i>Brasica juncea</i>
Mustard, wild	<i>Brassica kaber</i>
Pigweed, prostrate	<i>Amaranthus litoides</i>
Pigweed, redroot	<i>Amaranthus retroflexus</i>
Pigweed, tumble	<i>Amaranthus albus</i>
Purslane, common	<i>Portulaca oleracea</i>
Ragweed, common	<i>Ambrosia artemisiifolia</i>
Rockpurslane, redmaids	<i>Calandrinia ciliata</i>
Shepherd's-purse	<i>Capsella bursa-pastoris</i>
Sowthistle, annual	<i>Sonchus oleraceus</i>
Speedwell, corn	<i>Veronica arvensis</i>
Spurge, creeping	<i>Euphorbia serpens</i>
Spurge, prostrate	<i>Euphorbia humistrata</i>
Spurge, spotted	<i>Euphorbia maculata</i>
Willoweed, panicle	<i>Epilobium brachycarpum</i>

Sedges	
Kyllinga	<i>Kyllinga spp.</i>
Yellow Nutsedge	<i>Cyperus esculentus</i>

WEEDS PARTIALLY CONTROLLED PREEMERGENCE

Grasses	
Crabgrass, large	<i>Digitaria sanguinalis</i>
Needlegrass, California	<i>Nassella cernua</i>
Watergrass, early	<i>Echinochloa otyzoides</i>
Witchgrass	<i>Panicum capillare</i>

Broadleaves	
Horseweed, Canada/Mare's tail	<i>Erigeron canadensis / Conyza canadensis</i>
Hawksbeard, bristly	<i>Crepis setosa</i>
Nightshade, silveleaf	<i>Solanum elaeagnifolium</i>
Oxtongue, bristly	<i>Picris echioides</i>
Sowthistle	<i>Sonchus sp.</i>

Sedges	
Purple Nutsedge	<i>Cyperus rotundus</i>


* Partial control means significant activity but not always at a level considered acceptable for commercial weed control. Repeat applications may be necessary.

WEEDS CONTROLLED POSTEMERGENCE

Grasses	
Bluegrass, annual	<i>Poa annua</i>
Bentgrass, creeping	<i>Agrostis stolonifera</i>
Brome, downy	<i>Bromus tectorum</i>

Crabgrass, large	<i>Digitaria sanguinalis</i>
Crabgrass, smooth	<i>Digitaria ischaemum</i>
Fescue, rough	<i>Festuca scabrella</i>
Fescue, sheep	<i>Festuca ovina</i>
Fescue, tall	<i>Festuca arundinacea</i>
Foxtail, giant	<i>Setaria faberi</i>
Foxtail, green	<i>Setaria viridis</i>
Foxtail, yellow	<i>Setaria glauca</i>
Ryegrass, Italian	<i>Lolium multiflorum</i>
Needlegrass, California	<i>Nassella cernua</i>
Sandbur, Coastal	<i>Cenchrus spinifex</i>
Sandbur, field	<i>Cenchrus incertus</i>

Broadleaves	
Bedstraw, catchweed	<i>Galium aparine</i>
Burclover, California	<i>Medicago polymorpha</i>
Carrot, wild	<i>Daucus carota</i>
Chamomile, mayweed	<i>Anthemis cotula</i>
Chickweed, common	<i>Stellaria media</i>
Chickweed, mouse-ear	<i>Cerastium vulgatum</i>
Clover, crimson	<i>Trifolium incarnatum</i>
Clover, hop	<i>Trifolium aureum</i>
Clover, large hop	<i>Trifolium campestre</i>
Dandelion, cat's-ear	<i>Hypochoeris radicata</i>
Dropwort, parsley water	<i>Oenanthe lachenalii</i>
Falsedandelion, Carolina	<i>Pyrrhopappus carolinianus</i>
Filaree, broadleaf	<i>Erodium botrys</i>
Filaree, redstem	<i>Erodium cicutarium</i>
Fleabane, hairy	<i>Conyza bonariensis</i>
Geranium Carolina	<i>Geranium carolinianum</i>
Groundsel	<i>Senecio sp.</i>
Groundsel, common	<i>Senecio vulgaris</i>
Henbit	<i>Lamium amplexicaule</i>
Horseweed, Canada/Mare's tail	<i>Erigeron canadensis / Conyza canadensis</i>
Lambsquarters, common	<i>Chenopodium album</i>
Mallow, common	<i>Malva neglecta</i>
Mallow, little	<i>Malva parviflora</i>
Mustard	<i>Sinapsis sp.</i>
Mustard, Indian	<i>Brasica juncea</i>
Mustard, tumble	<i>Sisymbrium altissimum</i>
Nightshade, silveleaf	<i>Solanum elaeagnifolium</i>
Pansy, field	<i>Viola rafinesquil</i>
Pepperweed, field	<i>Lepidium campestre</i>
Pigweed, prostrate	<i>Amaranthus litoides</i>
Pigweed, redroot	<i>Amaranthus retroflexus</i>
Pigweed, tumble	<i>Amaranthus albus</i>
Purslane, common	<i>Portulaca oleracea</i>
Ragweed, common	<i>Ambrosia artemisiifolia</i>
Rockpurslane, redmaids	<i>Calandrinia ciliata</i>
Shepherd's-purse	<i>Capsella bursa-pastoris</i>
Sowthistle, annual	<i>Sonchus oleraceus</i>
Speedwell, corn	<i>Veronica arvensis</i>
Spurge, creeping	<i>Euphorbia serpens</i>
Spurge, prostrate	<i>Euphorbia humistrata</i>
Spurge, spotted	<i>Euphorbia maculata</i>
Thistle, bull	<i>Cirsium vulgare</i>
Thistle, Canada	<i>Cirsium arvense</i>



Willoweed, panicle	<i>Epilobium brachycarpum</i>
Wintergreen, chickweed	<i>Trientalis europaea</i>

Sedges	
Kyllinga	<i>Kyllinga spp.</i>
Yellow Nutsedge	<i>Cyperus esculentus</i>

WEEDS PARTIALLY CONTROLLED POSTEMERGENCE

Grasses	
Polypogon, rabbitfoot	<i>Polypogon monspeliensis</i>
Watergrass, early	<i>Echinochloa otyzoides</i>
Witchgrass	<i>Panicum capillare</i>
Barley, hare	<i>Hordeum leporinum</i>

Broadleaves	
Dandelion	<i>Taraxacum officinale</i>
Fleabane, rough	<i>Erigeron strigosus</i>
Hawksbeard, bristly	<i>Crepis setosa</i>
Oxtongue, bristly	<i>Picris echioides</i>

Sedges	
Purple Nutsedge	<i>Cyperus rotundus</i>

* Partial control means significant activity but not always at a level considered acceptable for commercial weed control. Repeat applications may be necessary.

Tolerant Conifers

Common Name	Scientific Name
Balsam fir	<i>Abies balsamea</i>
Fraser fir	<i>Abies fraseri</i>
Grand fir	<i>Abies grandis</i>
Noble fir	<i>Abies procera</i>
Nordman fir	<i>Abies nordmanniana</i>
White fir	<i>Abies concolor</i>
Blue spruce	<i>Picea pungens</i>
Norway spruce	<i>Picea abies</i>
Eastern white pine	<i>Pinus strobes</i>
Red pine	<i>Pinus resinosa</i>
Scotch pine	<i>Pinus sylvestris</i>
Virginia pine	<i>Pinus virginiana</i>
White pine	<i>Pinus strobes</i>
Douglas fir	<i>Pseudotsuga menziesii</i>
Leyland cypress	<i>Cupressocyperis leylandii</i>

Note: Evaluations have shown the above listed conifers to be tolerant to Flazasulfuron. However, it is impossible to evaluate the product under all growing conditions. Until the user is familiar with the results under local conditions, normal judgment and care should be exercised. This product may be used on conifers not listed above provided that the user evaluate the effects of Flazasulfuron on a small number of plants under commercial growing condition at 4 to 6 weeks after the application for phytotoxic effects. This will determine if Flazasulfuron can safely be used on a large scale application.

24/28

INDUSTRIAL VEGETATIVE MANAGEMENT/NON-AGRICULTURAL USES

Directions for use:

ISK Flazasulfuron Herbicide may be applied for weed control on private, public and military lands to the following uncultivated nonagricultural areas: airports, ditch banks, dry canals, highway, railroad and utility rights-of-way, industrial sites, manufacturing sites, storage areas and warehouse areas.

Bermudagrass and Bahiagrass release

Weed Control	Rate (oz/acre)	Specific Use Directions
Postemergence	3.0 oz	Flazasulfuron may be applied after bermudagrass has broken dormancy and is well established and actively growing. Best results are obtained if weeds are small or 1 to 2 weeks after mowing. Follow-up applications may be made at 4 to 6 weeks after the first application. Applications should use sufficient water for thorough coverage and uniform pattern. Applications may be made as either a broadcast or directed spray.

Precautions: For postemergence application, use an adjuvant (refer to Additive Use Requirements section on Page 6). Do not use on areas or plants not specified above. Do not use near residential properties or near sensitive desired plants. Do not apply where runoff water may flow onto agricultural lands. Multiple applications of ISK Flazasulfuron Herbicide can be made, but maximum yearly amounts must be followed (see Crop Restrictions).

Tank Mixes: Follow all label instructions, restrictions and precautions on both labels. Refer to Tank Mixtures section for additional information regarding tank mixes.

Restrictions: Do not apply more than 9.6 ounces per acre per year (0.15 lb ai per acre per year). The minimum retreatment interval (RTI) is 45 days.

WEEDS CONTROLLED


WEEDS CONTROLLED PREEMERGENCE

Grasses

Bluegrass, annual	<i>Poa annua</i>
Barley, hare	<i>Hordeum leporinum</i>
Bentgrass, creeping	<i>Agrostis stolonifera</i>
Brome, downy	<i>Bromus tectorum</i>
Fescue, rough	<i>Festuca scabrella</i>
Fescue, sheep	<i>Festuca ovina</i>
Fescue, tall	<i>Festuca arundinacea</i>
Foxtail, giant	<i>Setaria faberi</i>
Foxtail, green	<i>Setaria viridis</i>
Foxtail, yellow	<i>Setaria glauca</i>
Ryegrass, Italian	<i>Lolium multiflorum</i>
Sandbur, Coastal	<i>Cenchrus spinifex</i>
Sandbur, field	<i>Cenchrus incertus</i>

Broadleaves

Burclover, California	<i>Medicago polymorpha</i>
Chickweed, common	<i>Stellaria media</i>
Chickweed, mouse-ear	<i>Cerastium vulgatum</i>
Clover, crimson	<i>Trifolium incarnatum</i>
Clover, hop	<i>Trifolium aureum</i>
Dandelion	<i>Taraxacum officinale</i>
Dandelion, cat's-ear	<i>Hypochoeris radicata</i>



Filaree, broadleaf	<i>Erodium botrys</i>
Filaree, redstem	<i>Erodium cicutarium</i>
Fleabane, hairy	<i>Conyza bonariensis</i>
Geranium Carolina	<i>Geranium carolinianum</i>
Groundsel	<i>Senecio sp.</i>
Groundsel, common	<i>Senecio vulgaris</i>
Henbit	<i>Lamium amplexicaule</i>
Lambsquarters, common	<i>Chenopodium album</i>
Mallow, common	<i>Malva neglecta</i>
Mallow, little	<i>Malva parviflora</i>
Mustard	<i>Sinapsis sp.</i>
Mustard, Indian	<i>Brasica juncea</i>
Mustard, wild	<i>Brassica kaber</i>
Pigweed, prostrate	<i>Amaranthus litoides</i>
Pigweed, redroot	<i>Amaranthus retroflexus</i>
Pigweed, tumble	<i>Amaranthus albus</i>
Purslane, common	<i>Portulaca oleracea</i>
Ragweed, common	<i>Ambrosia artemisiifolia</i>
Rockpurslane, redmaids	<i>Calandrinia ciliata</i>
Shepherd's-purse	<i>Capsella bursa-pastoris</i>
Sowthistle, annual	<i>Sonchus oleraceus</i>
Speedwell, corn	<i>Veronica arvensis</i>
Spurge, creeping	<i>Euphorbia serpens</i>
Spurge, prostrate	<i>Euphorbia humistrata</i>
Spurge, spotted	<i>Euphorbia maculata</i>
Willoweed, panicle	<i>Epilobium brachycarpum</i>

Sedges	
Kyllinga	<i>Kyllinga spp.</i>
Yellow Nutsedge	<i>Cyperus esculentus</i>

WEEDS PARTIALLY CONTROLLED PREEMERGENCE

Grasses	
Crabgrass, large	<i>Digitaria sanguinalis</i>
Needlegrass, California	<i>Nassella cernua</i>
Watergrass, early	<i>Echinochloa otyzoides</i>
Witchgrass	<i>Panicum capillare</i>

Broadleaves	
Horseweed, Canada/Mare's tail	<i>Erigeron canadensis / Conyza canadensis</i>
Hawksbeard, bristly	<i>Crepis setosa</i>
Nightshade, silveleaf	<i>Solanum elaeagnifolium</i>
Oxtongue, bristly	<i>Picris echioides</i>
Sowthistle	<i>Sonchus sp.</i>

Sedges	
Purple Nutsedge	<i>Cyperus rotundus</i>


* Partial control means significant activity but not always at a level considered acceptable for commercial weed control. Repeat applications may be necessary.

WEEDS CONTROLLED POSTEMERGENCE

Grasses	
Bluegrass, annual	<i>Poa annua</i>
Bentgrass, creeping	<i>Agrostis stolonifera</i>
Brome, downy	<i>Bromus tectorum</i>
Crabgrass, large	<i>Digitaria sanguinalis</i>

Crabgrass, smooth	<i>Digitaria ischaemum</i>
Fescue, rough	<i>Festuca scabrella</i>
Fescue, sheep	<i>Festuca ovina</i>
Fescue, tall	<i>Festuca arundinacea</i>
Foxtail, giant	<i>Setaria faberi</i>
Foxtail, green	<i>Setaria viridis</i>
Foxtail, yellow	<i>Setaria glauca</i>
Ryegrass, Italian	<i>Lolium multiflorum</i>
Needlegrass, California	<i>Nassella cernua</i>
Sandbur, Coastal	<i>Cenchrus spinifex</i>
Sandbur, field	<i>Cenchrus incertus</i>

Broadleaves	
Bedstraw, catchweed	<i>Galium aparine</i>
Burclover, California	<i>Medicago polymorpha</i>
Carrot, wild	<i>Daucus carota</i>
Chamomile, mayweed	<i>Anthemis cotula</i>
Chickweed, common	<i>Stellaria media</i>
Chickweed, mouse-ear	<i>Cerastium vulgatum</i>
Clover, crimson	<i>Trifolium incarnatum</i>
Clover, hop	<i>Trifolium aureum</i>
Clover, large hop	<i>Trifolium campestre</i>
Dandelion, cat's-ear	<i>Hypochoeris radicata</i>
Dropwort, parsley water	<i>Oenanthe lachenalii</i>
Falsedandelion, Carolina	<i>Pyrrhopappus carolinianus</i>
Filaree, broadleaf	<i>Erodium botrys</i>
Filaree, redstem	<i>Erodium cicutarium</i>
Fleabane, hairy	<i>Conyza bonariensis</i>
Geranium Carolina	<i>Geranium carolinianum</i>
Groundsel	<i>Senecio sp.</i>
Groundsel, common	<i>Senecio vulgaris</i>
Henbit	<i>Lamium amplexicaule</i>
Horseweed, Canada/Mare's tail	<i>Erigeron canadensis / Conyza canadensis</i>
Lambsquarters, common	<i>Chenopodium album</i>
Mallow, common	<i>Malva neglecta</i>
Mallow, little	<i>Malva parviflora</i>
Mustard	<i>Sinapsis sp.</i>
Mustard, Indian	<i>Brasica juncea</i>
Mustard, tumble	<i>Sisymbrium altissimum</i>
Nightshade, silveleaf	<i>Solanum elaeagnifolium</i>
Pansy, field	<i>Viola rafinesquii</i>
Pepperweed, field	<i>Lepidium campestre</i>
Pigweed, prostrate	<i>Amaranthus litoides</i>
Pigweed, redroot	<i>Amaranthus retroflexus</i>
Pigweed, tumble	<i>Amaranthus albus</i>
Purslane, common	<i>Portulaca oleracea</i>
Ragweed, common	<i>Ambrosia artemisiifolia</i>
Rockpurslane, redmaids	<i>Calandrinia ciliata</i>
Shepherd's-purse	<i>Capsella bursa-pastoris</i>
Sowthistle, annual	<i>Sonchus oleraceus</i>
Speedwell, corn	<i>Veronica arvensis</i>
Spurge, creeping	<i>Euphorbia serpens</i>
Spurge, prostrate	<i>Euphorbia humistrata</i>
Spurge, spotted	<i>Euphorbia maculata</i>
Thistle, bull	<i>Cirsium vulgare</i>
Thistle, Canada	<i>Cirsium arvense</i>
Willoweed, panicle	<i>Epilobium brachycarpum</i>



Wintergreen, chickweed	<i>Trientalis europaea</i>
------------------------	----------------------------

Sedges	
Kyllinga	<i>Kyllinga spp.</i>
Yellow Nutsedge	<i>Cyperus esculentus</i>


WEEDS PARTIALLY CONTROLLED POSTEMERGENCE

Grasses	
Polypogon, rabbitfoot	<i>Polypogon monspeliensis</i>
Watergrass, early	<i>Echinochloa otyzoides</i>
Witchgrass	<i>Panicum capillare</i>
Barley, hare	<i>Hordeum leporinum</i>

Broadleaves	
Dandelion	<i>Taraxacum officinale</i>
Fleabane, rough	<i>Erigeron strigosus</i>
Hawksbeard, bristly	<i>Crepis setosa</i>
Oxtongue, bristly	<i>Picris echioides</i>

Sedges	
Purple Nutsedge	<i>Cyperus rotundus</i>

* Partial control means significant activity but not always at a level considered acceptable for commercial weed control. Repeat applications may be necessary.



28/28

STORAGE AND DISPOSAL

Do not contaminate water, food, or feed by storage and disposal.

Pesticide Storage

Keep out of reach of children and animals. Store in original containers only. Store in a cool, dry place and avoid excess heat. Carefully open containers. After partial use, fold and roll back bags, clamp and close tightly. Do not put concentrate or dilute material into food or drink containers. Do not contaminate other pesticides, fertilizers, water, food or feed by storage or disposal.

In case of spill, avoid contact, isolate area and keep out animals and unprotected persons. Confine spills. Call CHEMTREC 1-(800) 424-9300.

To confine spill: Cover to prevent dispersal. Place damaged package in a holding container. Identify contents.

Pesticide Disposal

Wastes resulting from the use of this product may be disposed of on site or at an approved waste disposal facility.

Container Disposal

[if product is in fiber drum with liner]

Nonrefillable container. DO NOT use or refill this container. Completely empty liner by shaking and tapping sides and bottom to loosen clinging particles. Empty residue into formulation equipment. Then offer for recycling, if available, or dispose of liner in a sanitary landfill or by incineration, or, if allowed by State and Local authorities, by burning. If burned, stay out of smoke. If drum is contaminated and cannot be reused, dispose of it in the manner required for its liner.

[if product is in plastic containers]

Nonrefillable container. DO NOT reuse or refill this container. Triple rinse container (or equivalent) promptly after emptying. Triple rinse as follows: Empty the remaining contents into application equipment or a mix tank and drain for 10 seconds after the flow begins to drip. Fill the container ¼ full with water and recap. Shake for 10 seconds. Pour rinsate into application equipment or a mix tank or store rinsate for later use or disposal. Drain for 10 seconds after the flow begins to drip. Repeat this procedure two more times. Then offer for recycling if available or dispose of empty container in a sanitary landfill or by incineration, or, if allowed by State and Local authorities, by burning. If burned, stay out of smoke.

WARRANTY AND LIMITATION OF DAMAGES

Seller warrants to those persons lawfully acquiring title to this product that at the time of first sale of this product by Seller that this product conformed to its chemical description and was reasonably fit for the purposes stated on the label when used in accordance with Seller's directions under normal conditions of use, and Buyers and users of this product assume the risk of any use contrary to such directions. **TO THE FULLEST EXTENT PERMITTED BY LAW, EXCEPT AS PROVIDED ELSEWHERE IN WRITING CONTAINING AN EXPRESS REFERENCE TO THIS WARRANTY AND LIMITATION OF DAMAGES, SELLER MAKES NO OTHER EXPRESS OR IMPLIED WARRANTY OR GUARANTY, INCLUDING ANY OTHER EXPRESS OR IMPLIED WARRANTY OF FITNESS OR OF MERCHANTABILITY, AND NO AGENT OF SELLER IS AUTHORIZED TO DO SO.** To the fullest extent permitted by law, in no event shall Seller's liability for any breach of warranty or guaranty exceed the purchase price of the product as to which a claim is made. To the fullest extent permitted by law, buyers and users of this product are responsible for all loss or damage from use or handling of this product which results from conditions beyond the control of Seller, including, but not limited to, incompatibility with other products unless otherwise expressly provided in Directions for Use of this product, weather conditions, cultural practices, moisture conditions or other environmental conditions outside of the ranges that are generally recognized as being conducive to good agricultural and/or horticultural practices.