

71368-111

4/3/2014

1/21



U.S. ENVIRONMENTAL PROTECTION AGENCY
Office of Pesticide Programs
Registration Division (7504P)
Ariel Rios Building
1200 Pennsylvania Ave., NW
Washington, D.C. 20460

EPA Registration Number:

71368-111

Date of Issuance:

APR - 3 2014

NOTICE OF PESTICIDE:

- Registration
- Reregistration

(under FIFRA, as amended)

Term of Issuance: **Unconditional**

Name of Pesticide Product:

Cheetah Max Herbicide

Name and Address of Registrant (include ZIP Code):

Matthew Granahan
Nuffarm Americas Inc.
11901 South Austin Avenue
Alsip, IL 60803

Note: Changes in labeling, differing in substance from that accepted in connection with this registration must be submitted to and accepted by the Registration Division prior to use of the label in commerce. In any correspondence on this product always refer to the above EPA registration number.

On the basis of information furnished by the registrant, the above named pesticide is hereby registered/reregistered under the Federal Insecticide, Fungicide and Rodenticide Act. Registration is in no way to be construed as an endorsement or recommendation of this product by the Agency. In order to protect health and the environment, the Administrator, on his motion, may at any time suspend or cancel the registration of a pesticide in accordance with the Act. The acceptance of any name in connection with the registration of a product under this Act is not to be construed as giving the registrant a right to exclusive use of the name or to its use if it has been covered by others.

This product is registered in accordance with FIFRA sec 3(c)(5) provided that you:

1. Submit and/or cite all data required for registration/reregistration review of your product when the Agency requires all registrants of similar products to submit data.
2. Make the following label revisions
 - a. Revise the EPA Reg No. to 71368-111
 - b. Assure that the establishment number and net content are also added to the label.
3. Submit data for both storage stability (830.6317) and corrosion characteristics (830.6320). It is recommended that the observation be made at 0,3,6,9 and 12 month intervals. This data must be submitted within eighteen months of the date of this letter. The results must be submitted to the Agency in electronic and hard copy format.
4. Submit one copy of the revised final printed label before you release the product for shipment.

If these conditions are not complied with, the registration will be subject to cancellation in accordance with FIFRA sec 6(e). Your release for shipment of the product constitutes acceptance of these conditions.

A stamped copy of the label is enclosed for your records.

If you have any questions regarding the Notice, please contact Grant Rowland at (703) 347-0254 or rowland.grant@epa.gov.

Signature of Approving Official:

Kathryn Montague
Product Manager 23
Herbicide Branch
Registration Division (7505P)

Date:

APR - 3 2014

2/21

GROUP 10 & 14 HERBICIDE

Cheetah™ Max Herbicide

For the control of certain weeds in Cotton and Soybeans.

ACTIVE INGREDIENT:

Sodium Salt of Fomesafen:	10.88%*
Glufosinate Ammonium:	20.73%**
Other Ingredients:	68.39%
TOTAL:	100.00%

* Equivalent to 1.0 pounds of fomesafen acid per gallon
 ** Equivalent to 2.0 pounds of glufosinate ammonium per gallon

KEEP OUT OF REACH OF CHILDREN

WARNING/AVISO

Si usted no entiende la etiqueta busque a alguien para que se la explique a usted en detalle.
 (If you do not understand the label find someone to explain it to you in detail)

SEE INSIDE BOOKLET FOR FIRST AID AND PRECAUTIONARY STATEMENTS

For Chemical Spill, Leak, Fire, or Exposure, Call CHEMTREC (800) 424-9300
 For Medical Emergencies Only, Call (877) 325-1840

ACCEPTED

APR - 3 2014

Under the Federal Insecticide,
 Fungicide, and Rodenticide Act,
 as amended, for the pesticide
 registered under
 EPA Reg. No. 71368-111

EPA REG. NO. 71368-~~xxx~~ / 111
 EPA EST. NO.

MANUFACTURED FOR
 NUFARM INC.
 11901 SOUTH AUSTIN AVENUE
 ALSIP, IL 60803



NET CONTENTS _____ GAL. (_____ Liters)
 [Designation as "NONREFILLABLE" or "REFILLABLE" for containers > 5 GAL]

FIRST AID	
IF ON SKIN OR CLOTHING	<ul style="list-style-type: none"> • Take off contaminated clothing. • Rinse skin immediately with plenty of water for 15 to 20 minutes. • Call a poison control center or doctor for treatment advice.
IF IN EYES	<ul style="list-style-type: none"> • Hold eye open and rinse slowly and gently with water for 15 to 20 minutes. • Remove contact lenses, if present, after the first 5 minutes, then continue rinsing eye. • Call a poison control center or doctor for treatment advice.
IF SWALLOWED	<ul style="list-style-type: none"> • Call a poison control center or doctor immediately for treatment advice. • Have person sip a glass of water if able to swallow. • Do not induce vomiting unless told to do so by a poison control center or doctor. • Do not give anything by mouth to an unconscious person.
HOT LINE NUMBER	
Have the product container or label with you when calling a poison control center or doctor, or going for treatment. You may also contact 1-877-325-1840 for emergency medical treatment information.	
NOTE TO PHYSICIAN	
If this product is ingested, endotracheal intubation and gastric lavage should be performed as soon as possible, followed by charcoal and sodium sulfate administration.	

**PRECAUTIONARY STATEMENTS
HAZARDS TO HUMANS AND DOMESTIC ANIMALS
WARNING / AVISO**

May be fatal if absorbed through skin. Causes substantial but temporary eye injury. Harmful if swallowed. Do not get in eyes, on skin or on clothing.

Personal Protective Equipment (PPE)

Some materials that are chemical resistant to this product are listed below. If you want more options, follow the instructions for category C on an EPA chemical resistance category selection chart.

Applicators and other handlers must wear:

- coveralls worn over short sleeved shirt and short pants,
- chemical resistant gloves such as barrier laminate, butyl rubber ≥14 mils, nitrile rubber ≥14 mils, neoprene rubber ≥14 mils, polyvinyl chloride (PVC) ≥14 mils or Viton® ≥14 mils,
- chemical resistant footwear plus socks, and
- protective eyewear (goggles, face shield or safety glasses).

Wear a chemical resistant apron when mixing/loading and cleaning equipment.

Discard clothing and other absorbent materials that have been drenched or heavily contaminated with this product's concentrate. Do not reuse them. Follow manufacturer's instructions for cleaning/maintaining PPE. If no such instructions for washables exist, use detergent and hot water. Keep and wash PPE separately from other laundry.

Mixers/loaders supporting aerial applications must wear a dust/mist filtering respirator (MSHA/NIOSH approval number prefix TC 21C) or a NIOSH approved respirator with any N, R, P or HE filter.

USER SAFETY RECOMMENDATIONS

Users should:

- Wash hands before eating, drinking, chewing gum, using tobacco or using the toilet.
- Remove clothing/PPE immediately if pesticide gets inside. Then wash thoroughly and put on clean clothing. If pesticide gets on skin, wash immediately with soap and water.
- Remove PPE immediately after handling this product. Wash the outside of gloves before removing. As soon as possible, wash thoroughly and change into clean clothing.

Engineering Control Statements:

When handlers use closed systems, enclosed cabs or aircraft in a manner that meets the requirements listed in the Worker Protection Standard (WPS) for agricultural pesticides [40 CFR 170.240(d) (4-6)], the handler PPE requirements may be reduced or modified as specified in the WPS.

ENVIRONMENTAL HAZARDS

Do not apply directly to water or to areas where surface water is present. Do not apply to intertidal areas below the mean high water mark. Do not contaminate water by cleaning of equipment or disposal of equipment wash waters. Do not apply where weather conditions favor drift from target area.

Glufosinate ammonium is toxic to vascular plants and should be used strictly in accordance with the drift and run off precautions on this label in order to minimize off site exposures.

Under some conditions, this product may have a potential to run off to surface water or adjacent land. Where possible, use methods which reduce soil erosion such as no till, limited till and contour plowing; these methods also reduce pesticide run-off. Use of vegetation filter strips along rivers, creeks, streams, wetlands etc or on the downhill side of fields where run off could occur to minimize water runoff is recommended.

PHYSICAL OR CHEMICAL HAZARDS

Do not mix or allow coming in contact with Oxidizing Agent. Hazard Chemical reaction may occur.

GROUNDWATER ADVISORY

Fomesafen is known to leach through soil into ground water under certain conditions. This chemical may leach into ground water if used where soils are permeable, particularly where the water table is shallow.

SURFACE WATER ADVISORY

This product may impact surface water quality due to spray drift and runoff of rain water. This is especially true for poorly draining soils and soils with shallow ground water. This product is classified as having high potential for reaching surface water via runoff for several months after application. A level, well-maintained vegetative buffer strip between areas to which this product is applied and surface water features such as ponds, streams, and springs will reduce the potential loading of fomesafen from runoff water and sediment. Runoff of this product will be reduced by avoiding applications

when rainfall is forecasted to occur within 48 hours. See the manual for "Conservation Buffers to Reduce Pesticide Losses" at the following internet address: <http://www.wsi.nrcs.usda.gov/products/AV2Q/pest/core4.html>.

DIRECTIONS FOR USE

It is a violation of Federal law to use this product in a manner inconsistent with its labeling.

Do not use this product until you have read the entire label. Do not apply this product in a way that will contact workers or other persons either directly or through drift. Only protected handlers may be in the area during application.

For any requirements specific to your State or Tribe, consult the agency responsible for pesticide regulation.

In the State of New York Only: Not For Use in Nassau and Suffolk Counties.

AGRICULTURAL USE REQUIREMENTS

Use this product only in accordance with its labeling and with the Worker Protection Standard, 40 CFR part 170. This standard contains requirements for the protection of agricultural workers on farms, forests, nurseries and greenhouses and handlers of agricultural pesticides. It contains requirements for training, decontamination, notification and emergency assistance. It also contains specific instructions and exceptions pertaining to the statements on this label about personal protective equipment (PPE) and restricted entry intervals. The requirements in this box only apply to uses of this product that are covered by the Worker Protection Standard.

Do not enter or allow worker entry into treated areas during the restricted entry interval (REI) of 24 hours.

PPE required for early entry to treated areas that is permitted under the Worker Protection Standard and that involves contact with anything that has been treated, such as plants, soil or water is: coveralls worn over short sleeved shirt and short pants; chemical resistant gloves such as barrier laminate, butyl rubber ≥ 14 mils, nitrile rubber ≥ 14 mils, neoprene rubber ≥ 14 mils, polyvinyl chloride (PVC) ≥ 14 mils or Viton[®] ≥ 14 mils; socks plus socks; protective eyewear (goggles, face shield or safety glasses).

PRODUCT INFORMATION

Cheetah Max may be applied as a preplant surface or preemergence burndown application or as a postemergence application with hooded spray equipment in cotton and as a preplant or preemergence burndown in soybeans or a postemergence over-the-top application in LibertyLink[®] soybeans to control labeled broadleaf grass and sedge weeds.

Cheetah Max can be applied over-the-top only to soybeans designated as LibertyLink[®].

Environmental and Agronomic Conditions

Always apply Cheetah Max under favorable environmental conditions that promote active weed growth. Avoid applying Cheetah Max to weeds under stress from drought, extreme temperatures, excessive water, low humidity, low soil fertility, mechanical or chemical injury as reduced weed control and/or increased crop injury may result. Postemergence weed control may be reduced if application is made when heavy dew, fog and mist/rain are present or during extended periods of cloudiness.

Cheetah Max is rainfast four (4) hours after application to most weed species. Therefore, rainfall within four (4) hours may necessitate retreatment or may result in reduced control of emerged weeds.

Applications should be made between dawn and 2 hours before sunset to avoid the possibility of reduced common lambsquarters and velvetleaf control.

Consult your local Cooperative Extension Service or Nufarm Representative for guidelines on the optimum application timing for Cheetah Max in your region.

Residual control with Preplant Surface, Preemergence or Postemergence Applications

Cheetah Max will control or partially control certain germinating broadleaf weeds and sedges by soil residual activity from either preplant surface, preemergence or postemergence applications that come in contact with the soil. Moisture is necessary to activate Cheetah Max in soil for residual weed control. Dry weather following applications of Cheetah Max may reduce residual effectiveness. When adequate moisture is not received with 7 days after an application, weed control may be improved by overhead irrigation with at least 1/4 inch of water.

Cultivation

To maximize weed control, do not cultivate from 5 days before an application to 7 days after an application. Timely cultivation 2-3 weeks after applying Cheetah Max may assist weed control.

Soil Characteristics

Application of Cheetah Max to soils with high organic matter and/or high clay content may require higher rates than soils with low organic matter and/or low clay content. Refer to the cheetah Max Regional Use Map, weed control tables, and specific crop use sections for recommendations on use rates based on soil texture.

Information on Weed Resistance

Cheetah Max contains glufosinate ammonium which is a glutamine synthetase inhibitor (Group 10 herbicide) and fomesafen which inhibits protoporphyrinogen oxidase (PPG oxidase or Protox) (Group 14 herbicide). Some naturally occurring weed populations have been identified as resistant to Group 10 and Group 14 herbicides. Selection of resistant biotypes, though repeated use of these herbicides in the same field, may result in weed control failures. A resistant biotype may be present if poor performance cannot be attributed to adverse environmental conditions or improper application methods. If resistance is suspected, contact your local Nufarm representative or agricultural advisor for assistance.

The highlights of a successful integrated weed management program include:

- 1 Rotate crops
- 2 Start the growing season with clean fields
- 3 Rotate herbicide modes of action by using multiple modes of action during the growing season and apply no more than two applications of a single herbicide mode of action to the same field in a two year period. One method to accomplish this is to rotate herbicide tolerant trait systems.
- 4 Correctly identify weeds and look for trouble areas within field to identify resistance indicators
- 5 Apply listed rates of herbicides to actively growing weeds at the correct time with the right application techniques
- 6 Control any weeds that may have escaped the herbicide application
- 7 Thoroughly clean field equipment between fields

APPLICATION DIRECTIONS

5/21

Do not use flood jet nozzles, controlled droplet application equipment or air assisted spray equipment. Uniform, thorough spray coverage is important to achieve consistent weed control.

Ground application: Refer to the *Rate Tables* for proper application rates. DO NOT apply when winds are gusty or when conditions will favor movement of spray particles off the desired spray target. To avoid drift and insure consistent weed control, apply Cheetah Max with the spray boom as low as possible while maintaining a uniform spray pattern. Cheetah Max should be applied broadcast in a minimum of 10 gallons of water per acre using a minimum spray pressure of 40 psi and a maximum ground speed of 10 mph. The use of 80 degree or 110 degree flat fan nozzles is highly recommended for optimum spray coverage and canopy penetration. Application of the spray at a 45-degree angle forward will result in better spray coverage. Under dense weed/crop canopies, a broadcast rate of 15-20 gallons of water per acre should be used so that thorough spray coverage will be obtained. DO NOT use raindrop nozzles. Boom height should be based on nozzle manufacturer recommendations. See the *Spray Drift Management* section of this label for additional information on proper application of Cheetah Max.

Aerial Application: Poor coverage will result in reduced weed control. For optimal weed control, apply Cheetah Max in a minimum of 10 gallons per acre. Apply Cheetah Max using nozzles and pressures that generate MEDIUM spray droplets category as reported by the nozzle manufacturer and in accordance to ASABE S 572 based upon the selected air speed. Do not use nozzles and pressures that result in COARSE sprays. FINE sprays should also be avoided to minimize spray drift risk. See the *Spray Drift Management* section of this label for additional information on proper application of Cheetah Max.

Spray Drift Management

Spray drift may result in injury to non target crops or vegetation. To avoid spray drift, do not apply when wind speed is greater than 10 MPH or during periods of temperature inversions. Do not apply when weather conditions, wind speed or wind direction may cause spray drift to non target areas. AVOIDING SPRAY DRIFT AT THE APPLICATION SITE IS THE RESPONSIBILITY OF THE APPLICATOR.

- All aerial and ground application equipment must be properly maintained and calibrated using appropriate carriers.
- For all non aerial applications, wind speed must be measured adjacent to the application site on the upwind side immediately prior to application

Sensitive Areas: The pesticide should only be applied when the potential for drift to adjacent sensitive areas (e.g., residential areas, bodies of water, known habitats for threatened or endangered species, non target crops) is minimal (e.g., when wind is blowing away from the sensitive areas).

Do not apply under circumstances where possible drift to unprotected persons or to food, forage, or other planting that might be damaged or crops thereof rendered unfit for sale, use or consumption can occur.

Aerial Drift Management

The following drift management requirements must be followed to avoid off target drift movement from aerial applications to agricultural field crops.

- 1 The distance of the outer most nozzles on the boom must not exceed 3/4 the length of the wingspan or rotor.
- 2 Nozzles must always point backward parallel with the airstream and never be pointed downwards more than 45 degrees.

Where states have more stringent regulations, they should be observed. The applicator should be familiar with and take into account the information covered in the *Aerial Drift Reduction Advisory Information*.

Aerial Drift Reduction Advisory Information

Information on Droplet Size: The most effective way to reduce drift potential is to apply large droplets. The best drift management strategy is to apply the largest droplets that provide sufficient coverage and control. Applying larger droplets reduces drift potential, but will not prevent drift if applications are made improperly or under unfavorable environmental conditions (see *Wind, Temperature and Humidity* and *Temperature Inversions* below). AVOIDING SPRAY DRIFT AT THE APPLICATION SITE IS THE RESPONSIBILITY OF THE APPLICATOR.

Controlling Droplet Size:

- **Volume:** Use high flow rate nozzles to apply the highest practical spray volume. Nozzles with higher rated flows produce larger droplets.
- **Pressure:** Do not exceed the nozzle manufacturer's recommended pressures. For many nozzle types, lower pressure produces larger droplets. When higher flow rates are needed, use higher flow rate nozzles instead of increasing pressure.
- **Number of nozzles:** Use the minimum number of nozzles that provide uniform coverage.
- **Nozzle Orientation:** Orienting nozzles so that the spray is released parallel to the airstream produces larger droplets than other orientations and is the recommended practice. Significant deflection from horizontal will reduce droplet size and increase drift potential.
- **Nozzle Type:** Use a nozzle type that is designed for the intended application. With most nozzle types, narrower spray angles produce larger droplets. Consider using low drift nozzles. Solid stream nozzles oriented straight back produce the largest droplets and the lowest drift.
- **Boom Length:** For some use patterns, reducing the effective boom length to less than 3/4 of the wingspan or rotor length may further reduce drift without reducing swath width.
- **Application Height:** Applications should not be made at a height greater than 10 feet above the top of the largest plants unless a greater height is required for aircraft safety. Making applications at the lowest height that is safe reduces exposure of droplets to evaporation and wind.

Swath Adjustment: When applications are made with a crosswind, the swath will be displaced downward. Therefore, on the up and downwind edges of the field, the applicator must compensate for this displacement by adjusting the path of the aircraft upwind. Swath adjustment distance should increase with increasing drift potential (higher wind, smaller drops, etc)

Wind: Drift potential is lowest between wind speeds of 2-10 mph. However, many factors including droplet size and equipment type determine drift potential at any given speed. Applications should be avoided below 2 miles per hour due to variable wind direction and high inversion potential. NOTE: Local terrain can influence wind patterns. Every applicator should be familiar with local wind patterns and how they affect spray drift.

Temperature and Humidity: When making applications in low relative humidity, set up equipment to produce larger droplets to compensate for evaporation. Droplet evaporation is most severe when conditions are both hot and dry. Avoid spraying during conditions of low humidity and/or high temperatures.

Temperature Inversions: Do not make aerial or ground applications into areas of temperature inversions. Temperature inversions restrict vertical air mixing, which causes small suspended droplets to remain in a concentrated cloud. This cloud can move in unpredictable directions due to the light

6/21

variable winds common during inversions. Temperature inversions are characterized by increasing temperatures with altitude and are common on nights with limited cloud cover and light to no wind. They begin to form as the sun sets and often continue into the morning. Their presence can be indicated by ground fog; however, if fog is not present, inversions can also be identified by the movement of smoke from a ground source or an aircraft smoke generator. Smoke that layers and moves laterally in a concentrated cloud (under low wind conditions) indicates an inversion, while smoke that moves upward and rapidly dissipates indicates good vertical air mixing.

Do not apply Cheetah Max through any type of irrigation system.

COMPATIBILITY TESTING

If Cheetah Max is to be mixed with pesticide products not listed on this label, test the compatibility of the intended tank mixture prior to mixing the products in the spray tank. The following procedure assumes a spray volume of 25 gallons per acre. For other spray volumes, adjust the amount of the water used accordingly. Check compatibility as follows:

- 1 Place 1.0 pint of water from the source that will be used to prepare the spray solution in a clear 1-quart jar.
- 2 For each pound of a dry tank mix partner to be applied per acre, add 1.5 teaspoons to the jar.
- 3 For each 16 fl oz of a liquid tank mix partner to be applied per acre, add 0.5 teaspoon to the jar.
- 4 For each 16 fl oz of Cheetah Max to be applied per acre, add 0.5 teaspoon to the jar.
- 5 After adding all the ingredients, place a lid on the jar and tighten. Invert 10 times to mix.
- 6 Let the mixture stand for 15 minutes and evaluate the solution for uniformity and stability. Look for separation, large flakes, precipitates, gels, heavy oily film on the jar or other signs of incompatibility. If the tank mix partners are not compatible, do not use the mixture in a spray tank.
- 7 After compatibility testing is complete, dispose of any pesticide wastes in accordance with the *Storage and Disposal* section of this label.

MIXING INSTRUCTIONS

Tank Mix Instructions: Cheetah Max may be applied in tank mix combinations with labeled rates of other products provided these other products are labeled for the timing and method of application for the crop to be treated. The tank mix partner must be used in accordance with the label limitations and precautions. No label dosage rates may be exceeded. Cheetah Max cannot be mixed with any product containing a label prohibition against such mixing. Refer to the specific crop section for rates and other restrictions.

Cheetah Max must be applied with properly calibrated and clean equipment. Cheetah Max is formulated to mix readily in water. Prior to adding Cheetah Max to the spray tank, ensure that the spray tank is thoroughly clean, particularly if a herbicide with the potential to injure crops was previously used (see *Cleaning Instructions*)

Ammonium sulfate (AMS) at 3.0 lbs per acre should be added when applying Cheetah Max. Use only fine feed grade or spray grade AMS. When temperatures exceed 85° F, the rate of AMS can be reduced to 1.5 lbs per acre. No additional surfactant is needed with any tank mix partner. Use of additional surfactants or crop oils may increase risk of crop responses. Anti-foams or drift control agents may be added if needed.

Mix Cheetah Max with water to make a finished spray solution as follows:

- 1 Fill the spray tank one half (1/2) to two third (2/3) the required amount of water and begin agitation
- 2 If mixing with a flowable/wettable powder tank mix partner, prepare slurry of the proper amount of the product in a small amount of water. Add the slurry to the spray tank.
- 3 Add the appropriate amount of ammonium sulfate (AMS) to the spray tank.
- 4 Add liquid pesticide formulations (EC, SC etc.)
- 5 Add Cheetah Max
- 6 Add the remaining water and maintain agitation throughout spray operation
- 7 If foaming occurs, use a silicone based antifoam agent.

Ensure that all spray system lines including pipes, booms, etc. have the correct concentration of spray solution by flushing out the spray system lines before starting the crop application.

If tank mix partners recommended on this label are added, maintain good agitation at all times until contents of the tank are sprayed. If the spray mixture is allowed to settle, thorough agitation is required to re-suspend the mixture before spraying is resumed. Keep bypass line on or near bottom of tank to minimize foaming. Screen size in nozzles or line strainers must be 50 mesh or larger.

CLEANING INSTRUCTIONS

Before using Cheetah Max, thoroughly clean bulk storage tank, refillable tank, nurse tanks, spray tank lines and filter particularly if a herbicide with the potential to injure crops was previously used. Equipment should be thoroughly rinsed using a commercial tank cleaner.

After using Cheetah Max, triple rinse the spray equipment and clean with a commercial tank cleaner before using for any crop with the exception of soybeans labeled LibertyLink®. Make sure any rinsate or foam is thoroughly removed from spray tank and boom. Rinsate may be disposed following the pesticide disposal directions on this label.

APPLICATION DIRECTIONS FOR BURNDOWN USE

Cheetah Max may be applied as a burndown treatment prior to planting or prior to emergence of any conventional or transgenic variety of cotton or soybeans. See Regional Maps for rates of Cheetah Max to be used for burndown of existing weeds just prior to planting or prior to emergence of cotton or soybeans. For best results apply to emerged young actively growing weeds. Warm temperatures high humidity and bright sunlight improve the performance of Cheetah Max. Weed control may be reduced when applications are made to weeds under stress due to drought or cool temperatures.

7/21

USE RESTRICTIONS

A maximum of 48 fl. oz of product (or a maximum of 0.375 lb a.i. /A of fomesafen from any product containing fomesafen) may be applied per acre per year in Region 1 (see Regional Use Map). On soybeans, do not use more than 42 fl. oz. of product (or a maximum of 0.656 lb a.i./A of glufosinate) per acre per application in Region 1.

A maximum of 48 fl. oz of product (or a maximum of 0.375 lb a.i. /A of fomesafen from any product containing fomesafen) may be applied per acre per year in ALTERNATE years in Region 2 (see Regional Use Map). On soybeans, do not use more than 42 fl. oz. of product (or a maximum of 0.656 lb a.i./A of glufosinate) per acre per application in Region 2.

A maximum of 40 fl. oz of product (or a maximum of 0.315 lb a.i. /A of fomesafen from any product containing fomesafen) may be applied per acre in ALTERNATE years in Region 3 (see Regional Use Map).

A maximum of 32 fl. oz of product (or a maximum of 0.25 lb a.i. /A of fomesafen from any product containing fomesafen) may be applied per acre in ALTERNATE years in Region 4 (see Regional Use Map).

A maximum of 24 fl. oz of product (or a maximum of 0.1875 lb a.i. /A of fomesafen from any product containing fomesafen) may be applied per acre in ALTERNATE years in Region 5 (see Regional Use Map).

Do not spray if conditions of thermal inversion exist, or if wind direction and speed may cause spray to drift onto adjacent nontarget areas.

USE PRECAUTIONS

Thoroughly clean the spray system with water and a commercial tank cleaner before and after each use. Avoid overlapping spray swaths, as injury may occur in crops or rotational crops. Heavy rainfall or irrigation shortly after application may reduce performance. To provide adequate coverage, it is recommended that ground speed not to exceed 10 mph during application.

Drift minimization is the responsibility of the applicator. Consult with local and State agricultural authorities for information on avoiding or minimizing spray drift.

ROTATIONAL CROP RESTRICTIONS

The following rotational crops may be planted after applying Cheetah Max at specified rates. Failure to comply with these restrictions may result in illegal residues in rotated crops.

Crop to be Planted	Minimum Rotation Interval (Minimum Rotational Interval from Last Application)
Cotton and Soybeans	May be planted at any time
Potatoes	70 Days
Small grains such as wheat, barley and rye	4 months
Dry beans, snap beans, peppers (transplanted) and tomatoes (transplanted)	6 months
Beans (other than dry/snap beans) corn*, peanuts, peas, rice, seed corn	10 months
To avoid crop injury do not plant alfalfa, sunflowers, sugar beets, sorghum** or any other crop within	18 months

* Use a 12-month minimum rotation interval for popcorn in states of Kentucky, Illinois, Indiana, Iowa, Ohio, and Region 4 when applied at rates of 32 fl.oz per acre or more.

*Use a 18-month minimum rotation interval for sweet corn in the states of Connecticut, Maine, Massachusetts, New Hampshire, New York, Rhode Island and Vermont.

**Sorghum may be planted back after 10 months in Region 1.

8/21

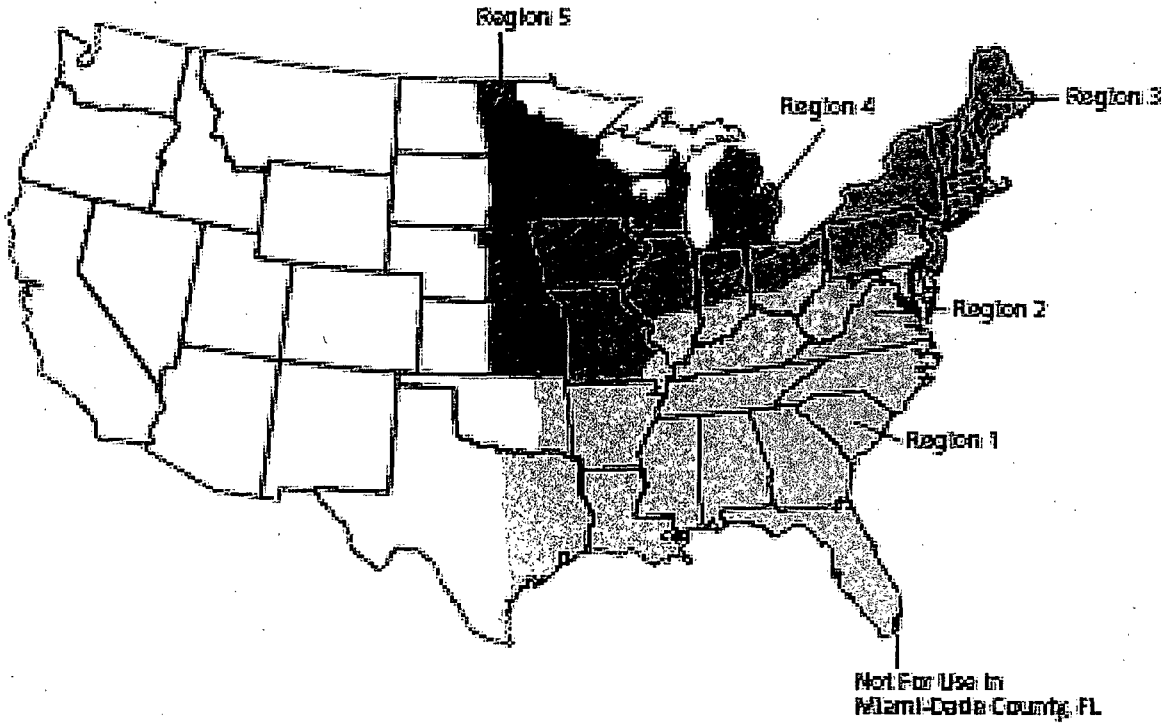
Replanting

If replanting is necessary in fields previously treated with Cheetah Max, the field may be replanted to cotton or soybeans. Do not apply a second application of Cheetah Max or other fomesafen containing product as crop injury or illegal residues may occur in harvesting crops. If tank-mix combinations were used, refer to product labels for any additional replanting instructions.

USE RATES AND WEEDS CONTROLLED

USE RATES AND WEEDS CONTROLLED

REFLEX HERBICIDE REGIONAL USE MAP



9/21

REGION 1

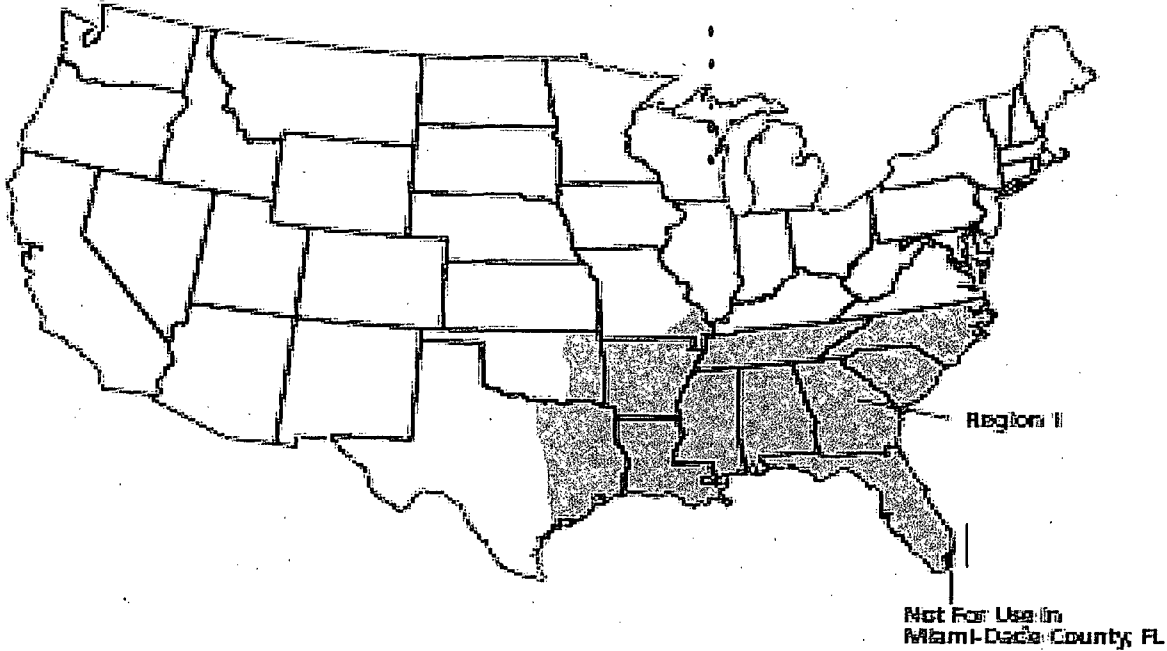
Cotton

Maximum rate of 48 fl.oz./A per application and 48 total fl. oz./A per year.

Soybeans

Maximum rate of 42 fl.oz./A per application and 48 total fl. oz./A per year.

**REGION 1
(Maximum Rate 1.5 pts./A per year)**



REGION 1 - Includes the following states or portion of states where Cheetah Max may be applied: Alabama, Arkansas, Florida (except Miami-Dade County, Georgia, Louisiana, Mississippi, Missouri (counties of Bollinger, Butler, Cape Girardeau, Dunklin, Madison, Mississippi, New Madrid, Pemiscot, Perry, Ripley, Scott, Stoddard and Wayne), North Carolina, Oklahoma (East of US Highway 75 and East of Indian Nation Highway), South Carolina, Tennessee, and Texas (includes, are East of US Highway 77 to State Road 239 including all of Calhoun County).

REGION 2

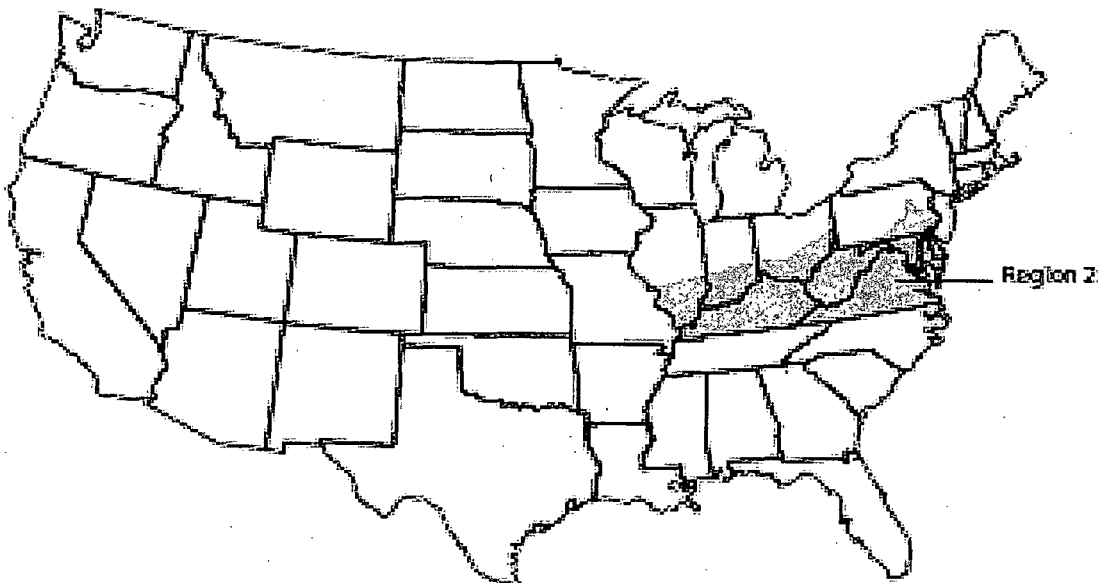
Cotton

Maximum rate of 48 fl.oz./A per application and 48 total fl. oz./A per year in alternate years in this region.

Soybeans

Maximum rate of 42 fl.oz./A of Cheetah Max per application and 48 total fl. oz./A per year in alternate years in this region.

**REGION 2
(Maximum Rate 1.5 pts./A, alternate years)**

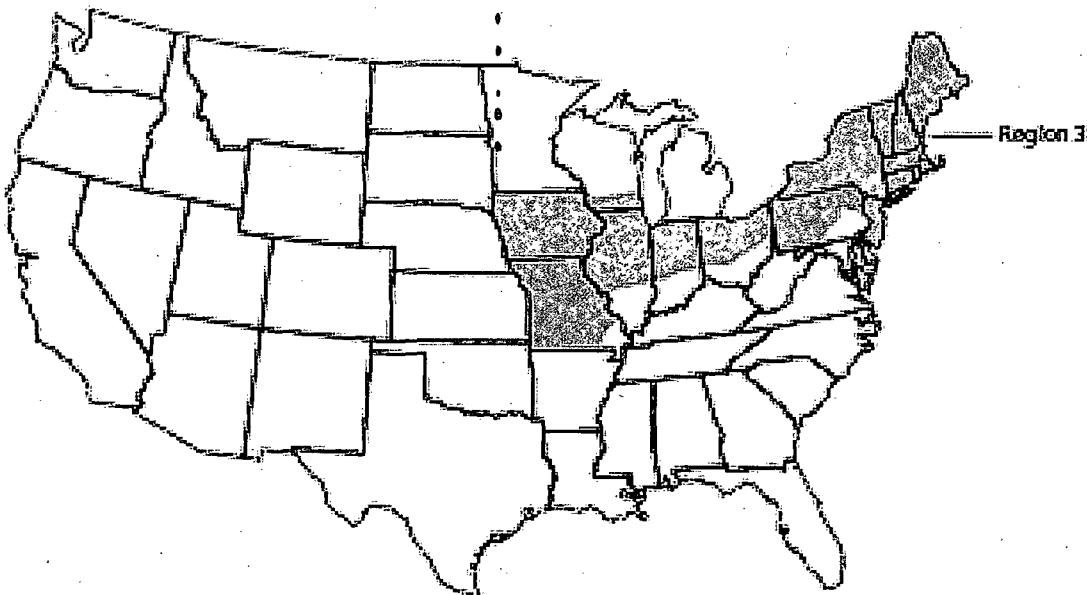


REGION 2 – Includes the following states or portions of states where Cheetah Max may be applied: Delaware, Kentucky, Maryland, Virginia, West Virginia, South of Interstate 70 in the following states: Illinois, Indiana and Ohio and all areas South of Interstate 80 to the intersection of US Highway 15 and East of US Highway 15 and US Highway 522 in Pennsylvania.

REGION 3

Maximum rate of 40 fl.oz./A of Cheetah Max in alternate years in this region.

REGION 3
(Maximum Rate 1.25 pts./A, alternate years)

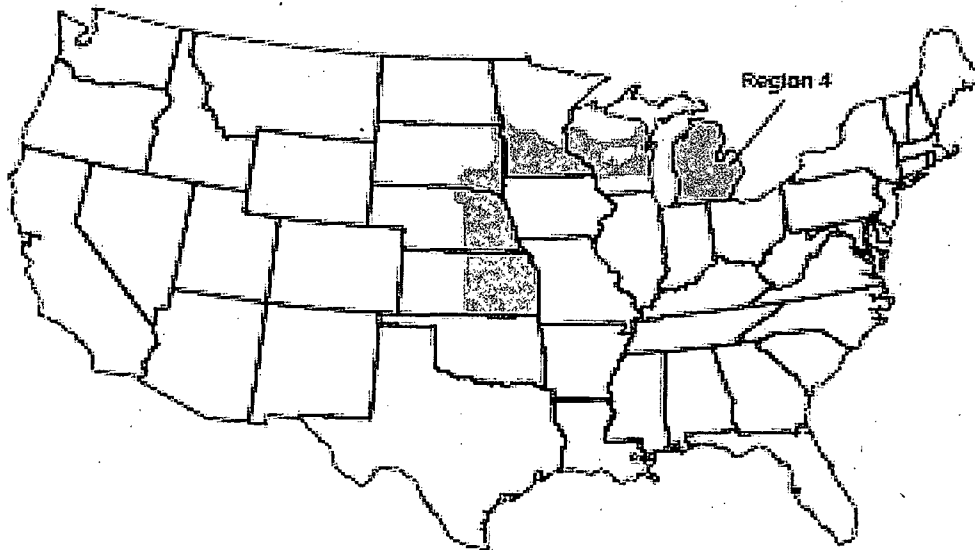


REGION 3 – Includes the following states or portions of states where Cheetah Max may be applied: Connecticut, Iowa, Maine, Massachusetts, Missouri (all counties except those listed in Region 1), New Hampshire, New Jersey, New York, Pennsylvania (all counties except for those listed in Region 2), Rhode Island, Vermont and Wisconsin (South of US Highway 18 between Prairie Di Chein and Madison, and South of Interstate 94 between Madison and Milwaukee), and North of Interstate 70 in the following states: Indiana, Illinois and Ohio. In the State of New York Only, Not for Use in Nassau and Suffolk Counties.

REGION 4

Maximum rate of 32 fl.oz./A of Cheetah Max in alternate years in this region.

REGION 4
(Maximum Rate 1 pint per acre, alternate years)



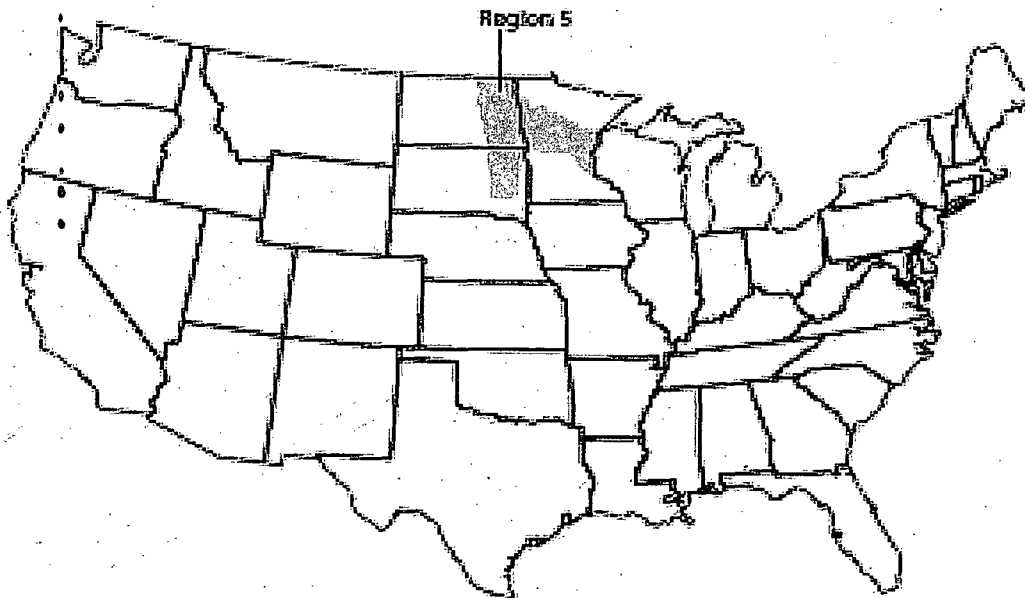
REGION 4 – Includes the following states or portions of states where Cheetah Max may be applied: Kansas (all counties East of or intersected by US Highway 281, Michigan (Southern Peninsula), Minnesota (all area South of Interstate 94), Nebraska (all counties East of or Intersected by US Highway 281) and Wisconsin (all areas except those in Region 3, South of Interstate 94 from Minnesota state line to Eau Claire and South of US Highway 29 from Eau Claire to Green Bay plus Barron, Chippewa, Clark, Door, Dunn, Eau Claire, Kewaunee, Marathon, Menominee, Oconto, Polk, Shawano and St. Croix counties. The following counties are excluded: Adams, Marquette, Portage, Waupaca, Waushara and Wood). North Dakota (all areas East of Interstate 29 from Fargo South to the South Dakota state line). South Dakota (all areas East of Interstate 29 from the North Dakota state line to Watertown) all areas East of Highway 81 from Watertown to Madison and all areas East and South of State Road 34 and US Highway 281 to the Nebraska state line).

REGION 5

Maximum rate of 24 fl.oz./A of Cheetah Max in alternate years in this region.

REGION 5

(Maximum Rate 0.75 pint per acre, alternate years)



REGION 5 – Includes the following states or portions of states where Cheetah Max may be applied: North Dakota (all areas East of US Highway 281 except those areas in Region 4), South Dakota (all areas East of US Highway 281 except those areas in Region 4) and Minnesota (all areas South of US Highway 2 except those areas in Region 4).

WEEDS CONTROLLED

Table 1 – Weed controlled or partially controlled* from soil residual of a preplant surface or preemergence application of Cheetah Max at 32 to 48 fl. oz. /A¹

Broadleaf Weeds Controlled		Soil Texture	Organic Matter
Amaranth, Palmer	<i>Amaranthus palmeri</i>	All soil types	Up to 5%
Croton, tropic	<i>Croton glandulosus</i>	.	
Eclipta	<i>Eclipta prostrate</i>	.	
Gallinsoga species	<i>Gallinsoga</i> spp.	.	
Lambsquarters, common	<i>Chenopodium album</i>	.	
Morningglory, smallflower	<i>Jacquemontia tamnifolia</i>	.	
Nightshade, black	<i>Solanum nigrum</i>	.	
Nightshade, eastern black	<i>Solanum ptychanthum</i>	.	
Pigweed, redroot	<i>Amaranthus retroflexus</i>	.	
Pigweed, smooth	<i>Amaranthus hybridus</i>	.	
Poinsettia, wild	<i>Euphorbia heterophylla</i>	.	
Purslane, common	<i>Portulaca oleracea</i>	.	
Ragweed, common ²	<i>Ambrosia artemisiifolia</i>	.	
Sida, prickly ²	<i>Sida spinosa</i>	.	
Starbur, bristly	<i>Acanthospermum hispidum</i>	.	
Broadleaf Weeds Partially Controlled*			
Anoda, spurred	<i>Anoda cristata</i>		
Cocklebur, common	<i>Xanthium strumarium</i>		
Morningglory, entireleaf	<i>Ipomoea hederacea</i> var. <i>integriuscula</i>		
Morningglory, ivyleaf	<i>Ipomoea hederacea</i>		
Morningglory, pitted (small white)	<i>Ipomoea lacunosa</i>		
Morningglory, red (scarlet)	<i>Ipomoea coccinea</i>		
Morningglory, tall (common)	<i>Ipomoea purpurea</i>		
Nightshade, hairy	<i>Solanum physalifolium</i>		
Ragweed, giant	<i>Ambrosia trifida</i>		
Waterhemp species	<i>Amaranthus</i> spp.		
Sedges Partially Controlled*			
Nutsedge, yellow	<i>Cyperus esculentus</i>		

* Partial control means significant activity but not always at a level considered acceptable for commercial weed control.

¹ Use the higher end of the rate range when heavy populations are anticipated.

² Rates less than 48 fl. oz. /A will provide only partial control of this weed.

15/21

Table 2 – Emerged broadleaf weeds controlled by application of Cheetah Max at 26 to 34 fl. oz. /A

Broadleaf Weed Control					
Weed Species	Maximum Weed Height or Diameter (Inches)		Weed Species	Maximum Weed Height or Diameter (Inches)	
	26 fl oz/A	34 fl oz/A ^a		26 fl oz/A	34 fl oz/A ^a
Amaranth, Palmer	NR	4	Morningglory, sharppod	2	4
Anoda, spurred	3	5	Morningglory, smallflower	4	6
Beggarweed, Florida	4	5	Morningglory, tall	6	8
Black medic	5	7	Mustard, wild	4	6
Blueweed, Texas	5	7	Nightshade, black	4	6
Buckwheat, wild	6	7	Nightshade, eastern black	6	8
Buffalobur	6	7	Nightshade, hairy	6	8
Burcucumber	6	10	Pennycress (stinkweed)	4	6
Catchweed bedstraw (cleavers)	2	4	Pigweed, redroot	3	4
Carpetweed	4	6	Pigweed, prostrate	3	4
Chickweed, common	6	8	Pigweed, spiny	3	4
Cocklebur, common	6	14	Pigweed, smooth	3	4
Copperleaf, hophornbeam	4	6	Pigweed, tumble	3	4
Cotton, volunteer ¹	6	8	Puncturevine	4	6
Croton, tropic	3	5	Purslane, common	2	4
Croton, woolly	2	4	Pusley, Florida	S	3
Eclipta	4	6	Ragweed, common	6	10
Devil's claw	2	4	Ragweed, giant	6	12
Fleabane, annual	6	8	Senna coffee	4	6
Gallinsoga, hairy	6	8	Sesbania, hemp	6	8
Gallinsoga, small flower	6	7	Shepherd's purse	6	8
Groundcherry, cutleaf	4	5	Sicklepod (java bean)	4	6
Geranium, cutleaf	4	6	Sida, prickly	4	5
Hempnettle	4	6	Smartweed, Pennsylvania	6	14
Horsenettle, Carolina ²	2	4	Smellmelon	4	6
Jimsonweed	6	10	Sowthistle, annual	6	8
Knotweed	3	5	Soybeans, volunteer ¹	6	8

16/21

Kochia	4	6	Spurge, prostate	2	4
Ladysthumb	6	14	Spurge, spotted	2	4
Lambsquarters, common	4	6	Starbur, bristly	4	6
Mallow, common	4	6	Sunflower, common	6	14
Mallow, Venice	6	8	Sunflower, prairie	3	5
Marestail ²	S	6-12	Sunflower, volunteer	6	10
Marshelder, annual	4	6	Thistle, Russian ²	S	6-12
Morningglory, entireleaf	6	8	Velvetleaf	3	4
Morningglory ivyleaf	6	8	Waterhemp, common	NR	5
Morningglory, pitted	6	8	Waterhemp, tall	NR	5

- ^a In cotton, do not exceed 32 fl oz/A as a preplant surface application to medium to fine-textured soils or as a post-directed application.
- S Indicates suppression
- ¹ Volunteer LibertyLink® crops from the previous season will not be controlled
- ² May require a sequential application with Cheetah or Liberty 280 SL herbicides for control (see use directions for cotton and soybeans)
- NR Not recommended

Table 3 – Emerged grasses controlled by application of Cheetah Max at 26 to 34 fl. oz. /A

Grass Weed Control					
Weed Species	Maximum Weed Height or Diameter (Inches)		Weed Species	Maximum Weed Height or Diameter (Inches)	
	26 fl oz/A	34 fl oz/A ^a		26 fl oz/A	34 fl oz/A ^a
Barley, volunteer ³	3	4	Millet, wild proso	6	7
Barnyardgrass	3	5	Millet, proso volunteer	6	7
Bluegrass, annual	3	5	Oat, wild ²	3	4
Corn, volunteer ¹	10	12	Panicum, fall	3	5
Crabgrass, large ²	3	5	Panicum, Texas	4	6
Crabgrass, smooth ²	3	5	Rice, red	4	6
Cupgrass, woolly	6	12	Rice, volunteer ¹	4	6
Foxtail, bristly	6	8	Sandbur, field ²	S	2
Foxtail, giant	6	12	Shattercane	6	8
Foxtail, green	6	12	Signalgrass, broadleaf	3	5
Foxtail, robust purple	6	8	Sprangletop	4	6
Foxtail, yellow ²	3	4	Sorghum, volunteer	6	8
Goosegrass ³	2	3	Stinkgrass	4	6
Johnsongrass, seedling	3	5	Wheat, volunteer ²	4	5
Junglerice	3	5	Witchgrass	4	6

- ^a In cotton, do not exceed 32 fl oz/A as a preplant surface application to medium to fine-textured soils or as a post-directed application.
- S Indicates suppression
- ¹ Volunteer LibertyLink® crops from the previous season will not be controlled. A timely cultivation 7 to 10 days after application and/or retreatment with Cheetah or Liberty 280 SL herbicides 10 to 21 days after the application of Cheetah Max is recommended for controlling dense clumps of volunteer corn.
- ² For best control, treat prior to tiller initiation.
- ³ May require a sequential application with Cheetah or Liberty 280 SL herbicides for control (see use directions for cotton and soybeans)

17/21

Table 4 – Emerged biennial and perennial weeds controlled by application of Cheetah Max.

Biennial and Perennial Weeds **			
For Control of biennial and perennial weeds listed below, tank mix partners or sequential applications of Cheetah Max are recommended (26 fl oz/A followed by 22 fl oz/A of Cheetah or Liberty 280 SL herbicides).			
Alfalfa	Bursage, woolyleaf	Milkweed, common *	Quackgrass *
Artichoke, Jerusalem	Chickweed, Mouse-ear	Milkweed, honeyvine *	Sowthistle, perennial
Bermudagrass	Clover, Alsike	Muhly, wirestem *	Thistle, bull
Bindweed, field	Clover, red	Nightshade, silverleaf	Thistle, Canada
Bindweed, hedge	Dandelion	Nutsedge, purple *	Timothy *
Bluegrass, Kentucky	Dock, smooth	Nutsedge, yellow *	Wormwood, biennial
Blueweed, Texas	Dogbane, hemp *	Orchardgrass	
Bromegrass, smooth	Goldenrod, gray *	Poinsettia, wild	
Burdock	Johnsongrass, rhizome	Pokeweed	

* Suppression Only

** See use directions for cotton and soybeans for additional information on tank mixes and sequential applications

18/21

COTTON

Burndown and Residual Weed Control Applications

Cheetah Max can provide burndown of emerged weeds and residual control of certain germinated broadleaf weeds and sedges in cotton.

Application to Coarse-Textured Soils

Apply Cheetah Max from 32 fl. oz./A to 48 fl. oz./A as preplant surface or preemergence applications to coarse-textured soils (sandy loam, loamy sand, sandy clay loam) only.

Refer to Table 1 for use rates and weeds controlled by preplant surface or preemergence applications and Tables 2, 3 and 4 for use rates, weed growth stages and weed controlled by postemergence applications. Ammonium sulfate (AMS) at 3.0 lbs per acre should be added when applying Cheetah Max. When temperatures exceed 85° F, the rate of AMS can be reduced to 1.5 lbs per acre. No additional surfactant is needed with any tank mix partner.

Application to Medium or Fine-Textured Soils

Apply Cheetah Max at 32 fl.oz./A as a preplant surface application to medium to fine-textured soils (i.e. soil types heavier than coarse-textured soils) up to 21 days prior to planting cotton. Apply after the last tillage operation is complete. In cotton, do not apply as a preemergence application to medium or fine-textured soils as crop injury will likely occur.

Refer to Table 1 for weeds controlled by preplant surface and Tables 2, 3 and 4 for weed growth stages and weeds controlled by postemergence applications. Ammonium sulfate (AMS) at 3.0 lbs per acre should be added when applying Cheetah Max. When temperatures exceed 85° F, the rate of AMS can be reduced to 1.5 lbs per acre. No additional surfactant is needed with any tank mix partner.

Do not exceed 32 fl.oz./A of Cheetah Max on medium or fine-textured soils. Also, to avoid severe crop injury, the following use directions must be followed when applications are made to medium or fine-textured soils:

- After applying Cheetah Max, a minimum of 0.5 inch of rainfall or overhead irrigation must occur before planting cotton.
- Cotton must be planted at least 0.75 inch in depth.
- Avoid overlapping spray swaths.
- Do not disturb or re-work the seedbed following application.

The use of an in-furrow or seed applied fungicide will generally assist with seed establishment and development.

Use Directions for Burndown and Residual Weed Control Applications

Emerged weeds must have thorough spray coverage for effective control. Moisture is necessary to activate Cheetah Max in soil for residual weed control. Dry weather following application of Cheetah Max may reduce residual activity. When adequate moisture is not received within 7 days after a application with Cheetah Max, residual weed control may be improved with at least ¼ inch of overhead irrigation.

Tank Mixes for Burndown and Residual Weed Control Applications

Cheetah Max can be applied in a tank mix with the following products: 2,4-D, Caparol®, Cotoran®, Dicamba, Direx®, Glyphosate products (such as Credit®, Touchdown® or Roundup® brands), Karmex®, Prowl® H2O, Solicam® and Staple®. Refer to individual products labels for precautionary statements, restrictions, rates, and list of weeds controlled.

Post-Directed Application

Apply Cheetah Max in emerged cotton as a post-directed treatment using hooded application equipment to provide complete coverage in emerged weeds. Apply Cheetah Max at 32 fl.oz./A in a minimum of 15 gallons spray solution per acre. Applications may be made broadcast or banded. Post-directed applications of Cheetah Max will provide contact control of labeled weed and residual preemergence control of labeled weeds (once activated by rainfall or irrigation). Refer to Table 1 for weeds controlled or partially controlled through residual activity and Tables 2, 3 and 4 for weeds controlled by postemergence activity. Do not exceed 32 fl.oz./A as a post-directed application.

Cotton foliage is not tolerant to Cheetah Max's applications. Avoid contact to cotton foliage as unacceptable injury will occur. Cheetah Max contains fomesafen and will cause unacceptable injury to the foliage of LibertyLink® cotton varieties.

Post-Directed Application Methods

Application of Cheetah Max to cotton requires the use of hooded spray equipment designed to minimize exposure of the spray to the cotton stand. A hooded sprayer directs the spray onto weeds while shielding the cotton stand from contact. Use nozzles that provide uniform coverage within the treated area. Keep hoods on these sprayers adjusted to protect desirable vegetation. Extreme care must be exercised to avoid exposure of the desirable vegetation to the spray.

With a hooded sprayer, the spray pattern is completely enclosed on the top and all 4 sides by a hood, thereby shielding the crop from the spray solution. This equipment must be set up and operated in a manner that avoids bouncing or raising the hoods off the ground in any way. The spray hoods must be operated on the ground or skimming across the ground. Tractor speed must be adjusted to avoid bouncing of the spray hoods. Avoid operation on rough or sloping ground where the spray hoods might be raised off the ground. If the hoods are raised, spray particles may escape and come into contact with the cotton causing damage or destruction of the crop.

Herbicide rates and spray volume instructions are presented as broadcast equivalents and must be reduced in proportion to the area actually treated. Use the following formulas to calculate the correct rate and volume per planted (field) acre.

Band width in inches	X	Broadcast RATE per acre	=	Amount of banded product needed per acre
Row width in inches				

Band width in inches	X	Broadcast spray VOLUME per acre	=	Banded spray volume needed per acre
Row width in inches				

19/21

Tank Mixes for Post-Directed Applications

Cheetah Max can be applied in a tank mix with most cotton herbicides which are labeled for hooded applications. Refer to individual product labels for precautionary statements, restrictions, rates and a list of weeds controlled. No additional surfactant is needed with any tank mix partner.

Tank Mix or Sequential Applications with Cheetah or Liberty® 280 SL Herbicides

Cheetah Max may be used in tank mix or sequential applications with other herbicides containing glufosinate ammonium as the only active ingredient (such as Cheetah or Liberty® 280 SL). Cheetah Max at 34 fl. oz./A and Cheetah/Liberty® 280 SL at 29 fl. oz./A deliver 0.53 lbs glufosinate ammonium/A. Tank mixtures are allowed such that the total amount of glufosinate ammonium from all sources does not exceed 0.78 lbs a.i./A for a single application.

If Cheetah Max is applied at 34 fl. oz./A or less, than up to 2 additional applications of Cheetah/Liberty® 280 SL are allowed at a maximum rate of 29 fl. oz./A (seasonal maximum of 1.59 lbs glufosinate ammonium/A). If Cheetah Max is applied 35 to 48 fl. oz./A, then only a single additional application of Cheetah/Liberty® 280 SL is allowed at a maximum rate of 29 fl. oz. (seasonal maximum of 1.28 lbs glufosinate ammonium/A).

Applications to non-LibertyLink® cotton: Post-emergence applications of all products must be made with a hooded sprayer following the application procedures described in the previous section.

Applications to LibertyLink® cotton: Post emergence applications containing Cheetah Max must be made with a hooded sprayer following the application procedures described in the previous section. Over-the-top applications of Cheetah/Liberty® 280 SL may precede or follow an application of Cheetah Max.

Do not exceed the maximum rate of Cheetah Max and annual use restrictions specified for each geographic region (refer to the Regional Use Directions).

All tank mix partners must be used in accordance with the label limitations and precautions.

Use Restrictions – Cotton

DO NOT apply Cheetah Max over the top of cotton as plant death will occur.

Do not exceed 48 fl.oz. /A of Cheetah Max per acre in any one year and also adhere to the maximum rate that may be applied in each geographic region (refer to Cheetah Max's Regional Use Map).

Do not exceed 32 fl.oz./A of Cheetah Max per acre as a preplant surface application to medium or fine-textured soil.

Do not exceed 32 fl.oz./A of Cheetah Max per acre as a post-directed application.

Do not apply Cheetah Max later than 70 days before harvest.

Do not apply Cheetah Max to cotton in Florida, South of Tampa (Florida US Route 60), or in Hawaii except for test plots or breeding nurseries.

Do not apply Cheetah Max through any type of irrigation system.

In the State of New York Only: Not For Use in Nassau and Suffolk Counties.

SOYBEANS

Burndown and Residual Weed Control Applications

Cheetah Max can provide burndown of emerged weeds and residual control of certain germinated broadleaf weeds and sedges from either a preplant surface or preemergence application in soybeans.

Refer to Table 1 for rates and weeds controlled by preplant surface or preemergence applications and Tables 2, 3 and 4 for rates, weed growth stages and weeds controlled by postemergence applications.

Emerged weeds must have thorough spray coverage for effective control. Ammonium sulfate (AMS) at 3.0 lbs per acre should be added when applying Cheetah Max. When temperatures exceed 85° F, the rate of AMS can be reduced to 1.5 lbs per acre. No additional surfactant is needed with any tank mix partner.

Moisture is necessary to activate Cheetah Max in soil for residual weed control. Dry weather following application of Cheetah Max may reduce residual activity. When adequate moisture is not received within 7 days after a Cheetah Max application, residual weed control may be improved with at least ¼ inch of overhead irrigation.

Preplant Surface or Preemergence Tank-Mix Applications

Cheetah Max can be tank mixed with the following products for preplant surface or preemergence applications in soybeans: 2,4-D, Dicamba, Glyphosate products (such as Credit®, Touchdown® or Roundup® brands). Refer to tank-mix partner label for use directions, restrictions and limitations. The most restrictive product labeling applies.

Postemergence Over-The-Top Applications in LibertyLink® Soybeans

Cheetah Max can provide postemergence control of a broad spectrum of grass and broadleaf weeds as an over-the-top application in LibertyLink® soybeans. Refer to Tables 2, 3 and 4 for specific directions on weed growth stages, rates and weed controlled. Emerged weeds must have thorough spray coverage for effective control. Ammonium sulfate (AMS) at 3.0 lbs per acre should be added when applying Cheetah Max. When temperatures exceed 85° F, the rate of AMS can be reduced to 1.5 lbs per acre. No additional surfactant is needed with any tank mix partner.

For best postemergence control, apply to young actively growing weeds. Warm temperatures, high humidity and bright sunlight improve the performance of Cheetah Max. Weed control may be reduced when applications are made to weeds under stress due to drought or cool temperatures. Postemergence applications of Cheetah Max may be made from emergence up to, but not including the bloom growth stage.

Postemergence, in-crop applications of Cheetah Max that come in contact with soil may control or partially control certain germinated broadleaf weeds and sedges.

Some bronzing, crinkling or spotting of soybean leaves may occur following postemergence applications, but soybeans soon outgrow these effects and develop normally.

Postemergence Over-The-Top Tank Mix Applications

Certain herbicide tank mixes may complement Cheetah Max. No additional surfactant is needed with any tank mix partner. Cheetah Max may be applied in tank mix combinations with labeled rates of other products provided these other products are labeled for the timing and method of application for the soybean to be treated. The tank mix partner must be used in accordance with the label limitations and precautions. No label dosage rates may be exceeded. Cheetah Max cannot be mixed with any product containing a label prohibition against such mixing.

Tank Mix or Sequential Applications with Cheetah or Liberty® 280 SL Herbicides

Cheetah Max may be used in tank mix or sequential applications with other herbicides containing glufosinate ammonium as the only active ingredient (such as Cheetah or Liberty® 280 SL). Cheetah Max at 34 fl. oz./A and Cheetah/Liberty® 280 SL at 29 fl. oz./A deliver 0.53 lbs glufosinate ammonium/A. Tank mixtures are allowed such that the total amount of glufosinate ammonium from all sources does not exceed 0.65 lbs a.i./A for a single application.

Two applications of glufosinate products are allowed per crop. The first application has a maximum use rate of 42 fl. oz. of Cheetah Max or 36 fl. oz. of Cheetah/Liberty® or any combination that does not exceed 0.65 lbs glufosinate ammonium/A. The second application has a maximum use rate of 34 fl. oz./A of Cheetah Max or 29 fl. oz. of Cheetah/Liberty® 280 SL or any combination that does not exceed 0.53 lbs glufosinate ammonium/A.

Post-emergence applications of glufosinate ammonium products are only allowed on LibertyLink® soybeans from emergence up to but not including the bloom growth stage.

Do not exceed the maximum rate of Cheetah Max and annual use restrictions specified for each geographic region (refer to the Regional Use Directions).

All tank mix partners must be used in accordance with the label limitations and precautions.

Use Restrictions – Soybeans

DO NOT apply Cheetah Max as an over-the-top application to non-LibertyLink® soybeans as plant death will occur.

Refer to Cheetah Max's Regional Use Map for the maximum rate of Cheetah Max (or other fomesafen containing products) that may be applied to each geographic region. Do not apply to any field in Regions 2, 3, 4, or 5 more than once every two years.

Do not exceed 48 fl.oz./A of Cheetah Max per acre in any one year and also adhere to the maximum rate that may be applied in each geographic region (refer to Cheetah Max's Regional Use Map).

Do not apply more than 42 fl.oz./A of Cheetah Max in a single application.

Do not use nitrogen solutions as spray carriers. A silicone based antifoam agent may be added if needed.

Do not apply Cheetah Max if soybeans show injury from prior herbicide applications or environmental stress.

Do not apply Cheetah Max through any type of irrigation system.

Sequential applications should be at least 5 days apart.

Do not graze treated areas or harvest for forage or hay.

Do not apply within 70 days of harvest.

In the State of New York Only: Not For Use in Nassau and Suffolk Counties.

STORAGE AND DISPOSAL

Do not contaminate water, food, feed or seed by storage or disposal.

PESTICIDE STORAGE: Do not use or store near heat or open flame. Keep container tightly closed and dry in a cool, well ventilated place. Storage temperature should not exceed 125° F. If storage temperature of this product is below 32° F, the material should not be pumped until its temperature exceeds 32° F. Protect against direct sunlight.

PESTICIDE DISPOSAL: Pesticide wastes are toxic. Improper disposal of excess pesticide, spray mixture or rinsate is a violation of Federal law. If these wastes cannot be disposed of by use according to label instructions, contact your State Pesticide or Environmental Control Agency or the Hazardous Waste Representative at the nearest EPA Regional Office for guidance.

CONTAINER DISPOSAL [HANDLING]:

[Note to Reviewer: The following statement will be included on all Final Printed Labels bearing multiple Container Disposal (Container Handling) statements] **NOTE:** This product is available in multiple containers. Refer to the Net Contents section of this products labeling for the applicable "No refillable" or "Refillable" designation. Follow the container disposal [handling] instructions below that apply to your container type / size."

[Note to Reviewer: The bracketed section headers will be included when multiple container types / sizes are listed on the label.]

[Non-refillable Containers 5 Gallons or Less:] Non-refillable container. Do not reuse or refill this container. Offer for recycling if available. Triple rinse container (or equivalent) promptly after emptying. Triple rinse as follows: Empty the remaining contents into application equipment or a mix tank and drain for 10 seconds after the flow begins to drip. Fill the container 1/4 full with water and recap. Shake for 10 seconds. Pour rinsate into application equipment or a mix tank or store rinsate for later use or disposal. Drain for 10 seconds after the flow begins to drip. Repeat this procedure

21/21

two more times. Then offer for recycling or reconditioning, or puncture and dispose of in a sanitary landfill, or by other procedures approved by State and local authorities. Plastic containers are also disposable by incineration, or, if allowed by State and local authorities, by burning. If burned stay out of smoke.

[Non-refillable containers larger than 5 gallons:] Non-refillable container. Do not reuse or refill this container. Offer for recycling if available. Triple rinse or pressure rinse container (or equivalent) promptly after emptying. **Triple rinse as follows:** Empty the remaining contents into application equipment or a mix tank. Fill the container 1/4 full with water. Replace and tighten closures. Tip container on its side and roll it back and forth, ensuring at least one complete revolution, for 30 seconds. Stand the container on its end and tip it back and forth several times. Turn the container over onto its other end and tip it back and forth several times. Empty the rinsate into application equipment or a mix tank or store rinsate for later use or disposal. Repeat this procedure two more times. **Pressure rinse as follows:** Empty the remaining contents into application equipment or a mix tank and continue to drain for 10 seconds after the flow begins to drip. Hold container upside down over application equipment or mix tank and continue to drain for 10 seconds after the flow begins to drip. Hold container upside down over application equipment or mix tank or collect rinsate for later use or disposal. Insert pressure rinsing nozzle in the side of the container, and rinse at about 40 psi for at least 30 seconds. Drain for 10 seconds after the flow begins to drip.

[Refillable containers larger than 5 gallons:] Refillable container. Refill this container with pesticide only. Do not reuse this container for any other purpose. Cleaning the container before final disposal is the responsibility of the person disposing of the container. Cleaning before refilling is the responsibility of the refiller. To clean the container before final disposal, empty the remaining contents from this container into application equipment or a mix tank. Fill the container about 10% full with water and, if possible, spray all sides while adding water. If practical, agitate vigorously or recirculate water with the pump for two minutes. Pour or pump rinsate into application equipment or rinsate collection system. Repeat this rinsing procedure two more times. Then offer for recycling if available or puncture and dispose of in a sanitary landfill, or by incineration, or by other procedures allowed by state and local authorities.

[Refillable Container:] Refill this container with pesticide only. Do not reuse this container for any other purpose. Close all openings and replace all caps. Contact Nufarm's Customer Service Department at 1-800-345-3330 to arrange for return of the empty refillable container.

[Seed Disposal:] To dispose of out of date or otherwise unmarkable seed from plants which have been treated with this product, broadcast and lightly incorporate seed into field soils using disc or other suitable implement. Any resulting crop may be destroyed by chemical or mechanical means. Alternatively, seed may be destroyed by deep burial incineration or landfill disposal.

WARRANTY DISCLAIMER

The directions for use of this product must be followed carefully. TO THE EXTENT CONSISTENT WITH APPLICABLE LAW, (1) THE GOODS DELIVERED TO YOU ARE FURNISHED "AS IS" BY MANUFACTURER OR SELLER AND (2) MANUFACTURER AND SELLER MAKE NO WARRANTIES, GUARANTEES, OR REPRESENTATIONS OF ANY KIND TO BUYER OR USER, EITHER EXPRESS OR IMPLIED, OR BY USAGE OF TRADE, STATUTORY OR OTHERWISE, WITH REGARD TO THE PRODUCT SOLD, INCLUDING, BUT NOT LIMITED TO MERCHANTABILITY, FITNESS FOR A PARTICULAR PURPOSE, USE, OR ELIGIBILITY OF THE PRODUCT FOR ANY PARTICULAR TRADE USAGE. UNINTENDED CONSEQUENCES, INCLUDING BUT NOT LIMITED TO INEFFECTIVENESS, MAY RESULT BECAUSE OF SUCH FACTORS AS THE PRESENCE OR ABSENCE OF OTHER MATERIALS USED IN COMBINATION WITH THE GOODS, OR THE MANNER OF USE OR APPLICATION, INCLUDING WEATHER, ALL OF WHICH ARE BEYOND THE CONTROL OF MANUFACTURER OR SELLER AND ASSUMED BY BUYER OR USER. THIS WRITING CONTAINS ALL OF THE REPRESENTATIONS AND AGREEMENTS BETWEEN BUYER, MANUFACTURER AND SELLER, AND NO PERSON OR AGENT OF MANUFACTURER OR SELLER HAS ANY AUTHORITY TO MAKE ANY REPRESENTATION OR WARRANTY OR AGREEMENT RELATING IN ANY WAY TO THESE GOODS.

LIMITATION OF LIABILITY

TO THE EXTENT CONSISTENT WITH APPLICABLE LAW, IN NO EVENT SHALL MANUFACTURER OR SELLER BE LIABLE FOR SPECIAL, INCIDENTAL, OR CONSEQUENTIAL DAMAGES, OR FOR DAMAGES IN THEIR NATURE OF PENALTIES RELATING TO THE GOODS SOLD, INCLUDING USE, APPLICATION, HANDLING, AND DISPOSAL. TO THE EXTENT CONSISTENT WITH APPLICABLE LAW, MANUFACTURER OR SELLER SHALL NOT BE LIABLE TO BUYER OR USER BY WAY OF INDEMNIFICATION TO BUYER OR TO CUSTOMERS OF BUYER, IF ANY, OR FOR ANY DAMAGES OR SUMS OF MONEY, CLAIMS OR DEMANDS WHATSOEVER, RESULTING FROM OR BY REASON OF, OR ARISING OUT OF THE MISUSE, OR FAILURE TO FOLLOW LABEL WARNINGS OR INSTRUCTIONS FOR USE, OF THE GOODS SOLD BY MANUFACTURER OR SELLER TO BUYER. ALL SUCH RISKS SHALL BE ASSUMED BY THE BUYER, USER, OR ITS CUSTOMERS. TO THE EXTENT CONSISTENT WITH APPLICABLE LAW, BUYER'S OR USER'S EXCLUSIVE REMEDY, AND MANUFACTURER'S OR SELLER'S TOTAL LIABILITY SHALL BE FOR DAMAGES NOT EXCEEDING THE COST OF THE PRODUCT.

If you do not agree with or do not accept any of directions for use, the warranty disclaimers, or limitations on liability, do not use the product, and return it unopened to the Seller, and the purchase price will be refunded.

(RV040314)

All trademarks are the property of their respective owners.