

'>

PLEASE NOTE

**This image contains more than one label
approved for this product on this date.**

71368-43

01/26/2010

1/6



UNITED STATES ENVIRONMENTAL PROTECTION AGENCY
WASHINGTON, D.C. 20460

OFFICE OF
PREVENTION, PESTICIDES
AND
TOXIC SUBSTANCES

Mary Beth Endres
Nufarm Americas Inc.
150 Harvester Drive, Suite 200
Burr Ridge, IL 60527

1-26-10

Subject: EPA Reg. 71368-43 / Extra Credit 5 Systemic Herbicide Supplemental Label Canola

Dear Ms. Endres:

The supplemental label is acceptable.

The supplemental label must be incorporated into the master label within 18 months. If you have any questions please call Erik Kraft at 703-308-9358 or email at Kraft.Erik@epa.gov.

Sincerely,

A handwritten signature in black ink, appearing to read "Jim Tompkins".

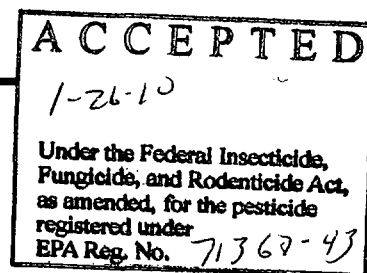
Jim Tompkins
Product Manager 25
Herbicide Branch
Registration Division (7505P)

2/6



SUPPLEMENTAL LABEL

Extra Credit[®] 5 Systemic Herbicide



EPA Reg. No. 71368-43
01-11-2010

LABEL REVISIONS: Revised Glyphosate Drift Warning Statement, Revised Roundup Ready Crop Warning Statements and Use Instructions for Roundup Ready Canola

READ AND FOLLOW THE ENTIRE LABEL BOOKLET FOR THIS PRODUCT BEFORE
PROCEEDING WITH THE USE DIRECTIONS CONTAINED IN THIS SUPPLEMENTAL LABELING.
"Label" as used in this supplemental labeling refers to the label booklet for this product and this supplemental.

DIRECTIONS FOR USE

IT IS A VIOLATION OF FEDERAL LAW TO USE THIS PRODUCT IN ANY MANNER INCONSISTENT WITH ITS LABELING.

This label must be in the possession of the user at the time of application.

Do not apply this product in a way that will contact workers or other persons, either directly or through drift. Only protected handlers may be in the area during application. For any requirements specific to your State or Tribe, consult the agency responsible for pesticide regulation.

ALL APPLICABLE DIRECTIONS, RESTRICTIONS AND PRECAUTIONS IN THE PRODUCT LABEL BOOKLET MUST BE FOLLOWED, INCLUDING STATEMENTS PERTAINING TO THE WORKER PROTECTION STANDARDS, ON THE EPA REGISTERED LABEL.

ATTENTION

~~AVOID DRIFT. EXTREME CARE MUST BE USED WHEN APPLYING THIS PRODUCT TO PREVENT INJURY TO DESIRABLE PLANTS AND CROPS.~~

~~Do not allow the herbicide solution to mist, drip, drift or splash onto desirable vegetation since minute quantities of this product can cause severe damage or destruction to the crop, plants or other areas on which treatment was not intended. The likelihood of injury occurring from the use of this product is greatest when winds are gusty or in excess of 5 miles per hour or when other conditions, including lesser wind velocities, will allow spray drift to occur. When spraying, avoid combinations of pressure and nozzle type that will result in splatter or fine particles (mist) which are likely to drift. AVOID APPLYING AT EXCESSIVE SPEED OR PRESSURE.~~

AVOID DRIFT. EXTREME CARE MUST BE USED WHEN APPLYING THIS HERBICIDE TO PREVENT INJURY TO DESIRABLE PLANTS AND CROPS. This product may kill, seriously injure or reduce yields of many desirable forms of vegetation including flowers, fruits, grapes, tomatoes, ornamentals, vegetables, cotton, soybeans, tobacco, beans and other desirable nontarget plants including, where applicable, target crop species not containing a glyphosate tolerant gene. Minute quantities of spray may cause severe plant response. Read and follow Spray Drift Management section of label. It is suggested to use a smoke generator or other means at or near the application site for the detection of air movement, air stability, or temperature inversions.

Note: Use of this product in any manner not consistent with this label may result in injury to persons, animals or crops, or other unintended consequences. When not in use, keep container closed to prevent spills and contamination.

ROUNDUP READY® CROPS

The following instructions or those separately published on Nufarm [manufacturer] supplemental labeling include all applications which can be made onto the specified Roundup Ready crops during the complete cropping season. DO NOT combine these instructions with other instructions for crops that do not contain a Roundup Ready gene listed on the label. USE THIS PRODUCT FOR POSTEMERGENCE APPLICATION ONLY ON CROP VARIETIES DESIGNATED AS CONTAINING A ROUNDUP READY GENE.

Applying this product to crop varieties that are not designated as Roundup Ready will result in severe crop injury and yield loss. Avoid contact with foliage, green stems, or fruit of crops, or any desirable plants that do not contain a Roundup Ready gene, since severe injury or destruction will result.

The Roundup Ready designation indicates that the crop variety contains a patented gene that provides tolerance to this product. Information on Roundup Ready crop varieties may be obtained from your seed supplier. Roundup Ready crop varieties must be purchased from an authorized licensed seed supplier.

For Ground Applications: Use the required rates of this product in 5 to 20 gallons of spray solution per acre as a broadcast spray. Carefully select correct nozzles and spray pressure to avoid spraying a fine mist. Check for even distribution of spray droplets.

For aerial applications: Use the required rates of this product in 3 to 15 gallons of spray solution per acre. See "Application Equipment and Techniques" section of this label for procedures to avoid spray drift that may cause injury to any vegetation not intended for treatment. Use of appropriate buffer zones will help prevent injury to adjacent vegetation.

AVOID DRIFT. EXTREME CARE MUST BE USED WHEN APPLYING THIS PRODUCT TO PREVENT INJURY TO DESIRABLE PLANTS AND CROPS WHICH DO NOT CONTAIN THE ROUNDUP READY GENE.


See the "Mixing, Additives and Application Instructions" sections of the label for additional directions and restrictions on the application of this product.

Tank mixtures with other herbicides, insecticides, fungicides, micronutrients or foliar fertilizers may result in reduced weed control or crop injury and are NOT for over-the-top applications of this product unless otherwise noted on this product label, supplemental labeling or fact sheets published separately.

Ammonium sulfate may be mixed with this product for applications to Roundup Ready crops. Refer to the "Mixing" section for use instructions for ammonium sulfate.

Sprayer Preparation: It is important that sprayer and mixing equipment be clean and free of pesticide residue before making applications of this product. Follow the cleaning procedures specified on the label of the product(s) previously used. THOROUGHLY CLEAN THE SPRAY TANK AND ALL LINES AND FILTERS TO ELIMINATE POTENTIAL CONTAMINATION FROM OTHER HERBICIDES PRIOR TO MIXING AND APPLYING THIS PRODUCT.

Note: The following directions are based on a clean start at planting by using a burndown application or tillage to control existing weeds before crop emergence. In no-till and stale seedbed systems, a repeat burndown treatment of this product may be needed to control existing weeds prior to crop emergence. Some weeds, such as black nightshade, broadleaf signalgrass, sicklepod, Texas panicum, sandbar, annual morningglory, woolly cupgrass, shattercane, wild proso millet, burcucumber, and giant ragweed with multiple germination times or suppressed (stunted) weeds may require a second application of this product for complete control. The second application should be made after some regrowth has occurred and at least 10 days after a previous application of this product.



ROUNDUP READY CANOLA (SPRING VARIETIES)

Roundup Ready spring canola is defined as those Roundup Ready canola varieties that are seeded in the spring and harvested in the fall and do not enter a winter dormancy period.

DO NOT USE THIS PRODUCT ON SPRING CANOLA WITH A ROUNDUP READY GENE PLANTED IN THE FOLLOWING STATES: ALABAMA, DELAWARE, FLORIDA, GEORGIA, KENTUCKY, MARYLAND, NEW JERSEY, NORTH CAROLINA, SOUTH CAROLINA, TENNESSEE, VIRGINIA AND WEST VIRGINIA, EXCEPT FOR USES IN WILDLIFE FOOD PLOTS THAT WILL NOT BE HARVESTED FOR HUMAN OR LIVESTOCK FOOD.

TYPES OF APPLICATIONS: Preplant, At-Planting, Preemergence, Postemergence (In-crop).

USE INSTRUCTIONS: Refer to the following table for the maximum application rates for this product with Roundup Ready canola (spring varieties).

Maximum Application Rates	
Total of all Preplant, At-Planting, Preemergence applications	51 fluid ounces per acre
Total of all In-crop applications from emergence To 6-leaf stage	25 fluid ounces per acre

PRECAUTIONS, RESTRICTIONS: See label for general precautionary instructions for use in Roundup Ready crops. Refer to other applicable sections of the label for more information on Maximum Application Rates.

Preplant, At-Planting, Preemergence

USE INSTRUCTIONS: This product may be applied before, during or after planting Roundup Ready spring canola.

PRECAUTIONS, RESTRICTIONS: Maximum quantity of this product that may be applied for all preplant, at-planting and preemergence applications combined is 51 fluid ounces per acre per season.

Postemergence (In-crop)

USE INSTRUCTIONS: This product may be applied postemergence to Roundup Ready spring canola from emergence through the 6-leaf stage of development. Applications made during bolting or flowering may result in crop injury and yield loss. To maximize yield potential, make applications early to eliminate competing weeds.

Single Application: Apply 12 to 19 fluid ounces of this product per acre no later than the 6-leaf stage for the control of annual weeds. Avoid overlapping applications as this may result in temporary yellowing, delayed flowering, and/or growth reduction. Similar crop injury may result when applications of more than 12 fluid ounces per acre are applied after the 4-leaf stage.

Sequential Applications: Apply 12 fluid ounces of this product per acre to 1- to -3-leaf canola followed by a sequential application at a minimum interval of 10 days, but no later than the 6-leaf stage. Sequential applications are recommended for early emerging annual weeds and perennial weeds such as Canada thistle and quackgrass, or when multiple applications are needed for adequate weed control.

PRECAUTIONS, RESTRICTIONS: No more than two in-crop (over-the-top) broadcast applications may be made from crop emergence through the 6-leaf stage of development, and the total of all in-crop applications should not exceed 25 fluid ounces of this product per acre. Allow a minimum of 30 days between last application and canola harvest.

ROUNDUP READY CANOLA (WINTER VARIETIES)

Roundup Ready winter canola is defined as those Roundup Ready canola varieties that are seeded in early fall and harvested the following spring or summer. Winter canola varieties are intended to enter a cold period dormancy in the winter.

TYPES OF APPLICATIONS: Preplant, At-Planting, Preemergence, Postemergence (In-crop).

USE INSTRUCTIONS: Refer to the following table for the maximum application rates of this product with Roundup Ready canola (winter varieties).

Maximum Application Rates	
Total of all Preplant, At-Planting, Preemergence applications	51 fluid ounces per acre
Total of all In-crop applications from emergence to canopy closure or prior to bolting in the spring	51 fluid ounces per acre

PRECAUTIONS, RESTRICTIONS: See label for general precautionary instructions for use in Roundup Ready crops. Refer to other applicable sections of the label for more information on Maximum Application Rates.

Preplant, At-Planting, Preemergence

USE INSTRUCTIONS: This product may be applied before, during or after planting Roundup Ready winter canola.

PRECAUTIONS, RESTRICTIONS: Maximum quantity of this product that may be applied for all preplant, at-planting and preemergence applications combined is 51 fluid ounces per acre per season.

Postemergence (In-crop)

USE INSTRUCTIONS: This product may be applied to Roundup Ready winter canola varieties from emergence to canopy closure in the fall and prior to bolting in the spring. Applications made during or after bolting may result in crop injury and yield loss. To maximize yield potential, make applications early to eliminate competing weeds.

Some weeds with multiple germination times, or suppressed (stunted) weeds, or weeds that have overwintered may require sequential applications of this product for control. The second application should be made after some regrowth has occurred and at least 60 days after a previous application of this product.

Single Application: Apply 19 to 25 fluid ounces of this product per acre in the fall. Applications in the fall should be made when weeds are small and actively growing. Use the higher rate in the recommended range when weed densities are high, when weeds have overwintered or when weeds become large and well established. Applications of greater than 17 fluid ounces per acre prior to the 6-leaf stage may result in reduced crop growth in the fall. Avoid spray overlaps. Spray overlaps may result in temporary yellowing and/or growth reduction.

Sequential Applications: Apply 12 to 25 fluid ounces of this product per acre to 2-leaf or larger canola in the fall, followed by a sequential application at the same rate and at a minimum interval of 60 days, but before bolting in the spring. Sequential applications are recommended for early emerging annual weeds and winter emerging weeds such as downy brome, jointed goatgrass and ryegrass, and for weeds that have overwintered. This product will control or suppress most perennial weeds. For some perennial weeds, sequential applications may be required to reduce competition with the crop.

PRECAUTIONS, RESTRICTIONS: No more than two over-the-top broadcast applications may be made from crop emergence up to the onset of bolting, and the total in-crop application must not exceed 48 fluid ounces of this product per acre. Applications of greater than 19 fluid ounces per acre prior to the 6-leaf stage may result in reduced crop growth in the fall. Allow a minimum of 60 days between last application

76/6

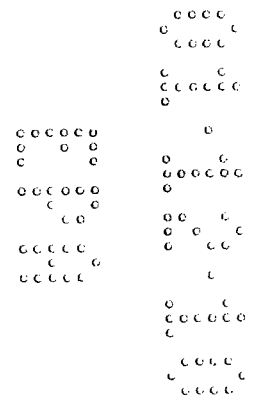
and harvest of canola grain. No waiting period is required between application and open grazing of livestock.

NOTICE

Read the "WARRANTY DISCLAIMER" and "LIMITATION OF LIABILITY" in the label booklet for this product before using this product. Those terms apply to this supplemental labeling and if those terms are not acceptable, return the product unopened at once.

Manufactured For NUFARM, INC.
150 Harvester Drive | Burr Ridge, IL 60527

Credit is a registered trademark of Nufarm Americas Inc.
All trademarks are the property of their respective owners



NEXT

LABEL



UNITED STATES ENVIRONMENTAL PROTECTION AGENCY
WASHINGTON, D.C. 20460

OFFICE OF
PREVENTION, PESTICIDES
AND
TOXIC SUBSTANCES

Mary Beth Endres
Nufarm Americas Inc.
150 Harvester Drive, Suite 200
Burr Ridge, IL 60527

1-26-10

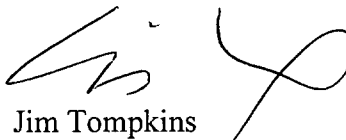
Subject: EPA Reg. 71368-43 / Extra Credit 5 Systemic Herbicide Supplemental Label Alfalfa

Dear Ms. Endres:

The supplemental label is acceptable.

The supplemental label must be incorporated into the master label within 18 months. If you have any questions please call Erik Kraft at 703-308-9358 or email at Kraft.Erik@epa.gov.

Sincerely,

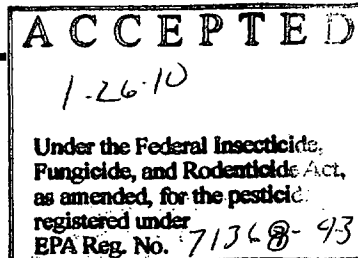
A handwritten signature in black ink, appearing to read "Jim Tompkins".

Jim Tompkins
Product Manager 25
Herbicide Branch
Registration Division (7505P)



SUPPLEMENTAL LABEL

Extra Credit[®] 5 Systemic Herbicide



EPA Reg. No. 71368-43
01-11-2010

LABEL REVISIONS: Revised Glyphosate Drift Warning Statement, Revised Roundup Ready Crop Warning Statements and Add Use Instructions for Roundup Ready Alfalfa

READ AND FOLLOW THE ENTIRE LABEL BOOKLET FOR THIS PRODUCT BEFORE
PROCEEDING WITH THE USE DIRECTIONS CONTAINED IN THIS SUPPLEMENTAL LABELING.
"Label" as used in this supplemental labeling refers to the label booklet for this product and this supplemental.

DIRECTIONS FOR USE

IT IS A VIOLATION OF FEDERAL LAW TO USE THIS PRODUCT IN ANY MANNER INCONSISTENT WITH ITS LABELING.

This label must be in the possession of the user at the time of application.

Do not apply this product in a way that will contact workers or other persons, either directly or through drift. Only protected handlers may be in the area during application. For any requirements specific to your State or Tribe, consult the agency responsible for pesticide regulation.

ALL APPLICABLE DIRECTIONS, RESTRICTIONS AND PRECAUTIONS IN THE PRODUCT LABEL BOOKLET MUST BE FOLLOWED, INCLUDING STATEMENTS PERTAINING TO THE WORKER PROTECTION STANDARDS, ON THE EPA REGISTERED LABEL.

ATTENTION

~~AVOID DRIFT. EXTREME CARE MUST BE USED WHEN APPLYING THIS PRODUCT TO PREVENT INJURY TO DESIRABLE PLANTS AND CROPS.~~

~~Do not allow the herbicide solution to mist, drip, drift or splash onto desirable vegetation since minute quantities of this product can cause severe damage or destruction to the crop, plants or other areas on which treatment was not intended. The likelihood of injury occurring from the use of this product is greatest when winds are gusty or in excess of 5 miles per hour or when other conditions, including lesser wind velocities, will allow spray drift to occur. When spraying, avoid combinations of pressure and nozzle type that will result in splatter or fine particles (mist) which are likely to drift. AVOID APPLYING AT EXCESSIVE SPEED OR PRESSURE.~~

AVOID DRIFT. EXTREME CARE MUST BE USED WHEN APPLYING THIS HERBICIDE TO PREVENT INJURY TO DESIRABLE PLANTS AND CROPS. This product may kill, seriously injure or reduce yields of many desirable forms of vegetation including flowers, fruits, grapes, tomatoes, ornamentals, vegetables, cotton, soybeans, tobacco, beans and other desirable nontarget plants including, where applicable, target crop species not containing a glyphosate tolerant gene. Minute quantities of spray may cause severe plant response. Read and follow Spray Drift Management section of label. It is suggested to use a smoke generator or other means at or near the application site for the detection of air movement, air stability, or temperature inversions.

Note: Use of this product in any manner not consistent with this label may result in injury to persons, animals or crops, or other unintended consequences. When not in use, keep container closed to prevent spills and contamination.

ROUNDUP READY® CROPS

The following instructions or those separately published on Nufarm [manufacturer] supplemental labeling include all applications which can be made onto the specified Roundup Ready crops during the complete cropping season. **DO NOT** combine these instructions with other instructions for crops that do not contain a Roundup Ready gene listed on the label. **USE THIS PRODUCT FOR POSTEMERGENCE APPLICATION ONLY ON CROP VARIETIES DESIGNATED AS CONTAINING A ROUNDUP READY GENE.**

Applying this product to crop varieties that are not designated as Roundup Ready will result in severe crop injury and yield loss. Avoid contact with foliage, green stems, or fruit of crops, or any desirable plants that do not contain a Roundup Ready gene, since severe injury or destruction will result.

The Roundup Ready designation indicates that the crop variety contains a patented gene that provides tolerance to this product. Information on Roundup Ready crop varieties may be obtained from your seed supplier. Roundup Ready crop varieties must be purchased from an authorized licensed seed supplier.

For Ground Applications: Use the required rates of this product in 5 to 20 gallons of spray solution per acre as a broadcast spray. Carefully select correct nozzles and spray pressure to avoid spraying a fine mist. Check for even distribution of spray droplets.

For aerial applications: Use the required rates of this product in 3 to 15 gallons of spray solution per acre. See "Application Equipment and Techniques" section of this label for procedures to avoid spray drift that may cause injury to any vegetation not intended for treatment. Use of appropriate buffer zones will help prevent injury to adjacent vegetation.

AVOID DRIFT. EXTREME CARE MUST BE USED WHEN APPLYING THIS PRODUCT TO PREVENT INJURY TO DESIRABLE PLANTS AND CROPS WHICH DO NOT CONTAIN THE ROUNDUP READY GENE.


See the "Mixing, Additives and Application Instructions" sections of the label for additional directions and restrictions on the application of this product.

Tank mixtures with other herbicides, insecticides, fungicides, micronutrients or foliar fertilizers may result in reduced weed control or crop injury and are **NOT** for over-the-top applications of this product unless otherwise noted on this product label, supplemental labeling or fact sheets published separately.

Ammonium sulfate may be mixed with this product for applications to Roundup Ready crops. Refer to the "Mixing" section for use instructions for ammonium sulfate.

Sprayer Preparation: It is important that sprayer and mixing equipment be clean and free of pesticide residue before making applications of this product. Follow the cleaning procedures specified on the label of the product(s) previously used. **THOROUGHLY CLEAN THE SPRAY TANK AND ALL LINES AND FILTERS TO ELIMINATE POTENTIAL CONTAMINATION FROM OTHER HERBICIDES PRIOR TO MIXING AND APPLYING THIS PRODUCT.**

Note: The following directions are based on a clean start at planting by using a burndown application or tillage to control existing weeds before crop emergence. In no-till and stale seedbed systems, a replant burndown treatment of this product may be needed to control existing weeds prior to crop emergence. Some weeds, such as black nightshade, broadleaf signalgrass, sicklepod, Texas panicum, sandbur, annual morningglory, woolly cupgrass, shattercane, wild proso millet, burcucumber, and giant ragweed with multiple germination times or suppressed (stunted) weeds may require a second application of this product for complete control. The second application should be made after some regrowth has occurred and at least 10 days after a previous application of this product.



ROUNDUP READY ALFALFA

TYPES OF APPLICATIONS: Preplant, At-planting, Preemergence, Post-emergence (In-crop)

USE INSTRUCTIONS: Refer to the following table for the maximum application rates of this product.

Maximum Application Rates	
Combined total per year for all applications, including Preplant during year of establishment	6.4 quarts per acre
Combined total per year for in-crop applications for newly established and established stands	4.8 quarts per acre (153 fluid ounces per acre)
Preplant, At-Planting and Preemergence single applications	51 fluid ounces per acre

PRECAUTIONS AND RESTRICTIONS: See label for general precautionary instructions for use in Roundup Ready crops. Refer to other applicable sections of the label for more information on Maximum Application Rates.

Preplant, At-Planting, Preemergence

USE INSTRUCTIONS: This product may be applied before, during or after planting Roundup Ready alfalfa.

Postemergence (In-crop)

USE INSTRUCTIONS: Applications of this product may be made over the top of Roundup Ready alfalfa (in-crop) from emergence until 5 days prior to cutting. To maximize crop yield and quality potential of forage and hay, applications of this product should be made after weeds have emerged but before alfalfa growth or re-growth interferes with spray coverage of the target weeds.

Refer to the "Annual Weeds Rate Section" and "Perennial Weeds Rate Section" in the label for specified rates for specific weeds. When applied as directed, this product will control these annual and perennial grasses and broadleaf weeds. In addition to those weeds listed in these sections, this product will suppress or control the parasitic weed Dodder (*Cuscuta spp*) in Roundup Ready alfalfa. Repeat applications may be necessary for complete control.

New Stand Establishment (Seeding Year): Due to the biology and breeding constraints of alfalfa, up to 10 percent of the seedlings may not contain a Roundup Ready gene and will not survive after the first application of this product. To eliminate the undesirable effects of stand gaps created by this loss of plants, a single application of at least 25 fluid ounces per acre of this product should be applied at or before the 4-trifoliate growth stage. Refer to the following table for application rates during stand establishment (seeding year).

NEW STAND ESTABLISHMENT (Seeding Year) Application Rates	
Prior to First Cutting	
From emergence up to 4 trifoliate leaves	25 to 51 fluid ounces per acre
From 5 trifoliate leaves before first cutting	Up to 51 fluid ounces per acre
After First Cutting	
In-crop application, per cutting up to 5 days before cutting	Up to 51 fluid ounces per acre

Established Stands (Non-seeding Year): Refer to the following table for directions and application rates for in-crop applications to established stands of alfalfa non-seeding year.

ESTABLISHMENT (Non-Seeding Year) Application Rates	
In-crop applications, per cutting, up to 5 days before cutting	Up to 51 fluid ounces per acre

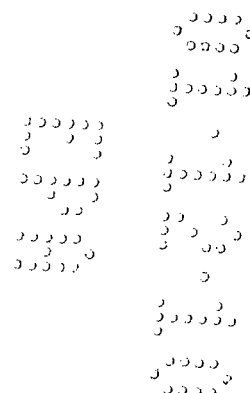
PRECAUTIONS, RESTRICTIONS: Where Roundup Ready alfalfa is grown with a companion or cover crop, or is overseeded with a second species, in-crop (over-the-top) applications of this product will eliminate the non-Roundup Ready (non-glyphosate tolerant) species. Any single in-crop application of this product should not exceed 51 fluid ounces per acre. Sequential applications of this product should be at least 7 days apart. The combined total per year for all in-crop applications in both newly established (seeding year) and established stands (non-seeding year) must not exceed 4.8 quarts (153 fluid ounces) per acre. Remove domestic livestock before application. Wait a minimum of 5 days after last application before grazing, or cutting and feeding of forage and hay.

NOTICE

Read the "WARRANTY DISCLAIMER" and "LIMITATION OF LIABILITY" in the label booklet for this product before using this product. Those terms apply to this supplemental labeling and if those terms are not acceptable, return the product unopened at once.

**Manufactured For NUFARM, INC.
150 Harvester Drive | Burr Ridge, IL 60527**

Credit is a registered trademark of Nufarm Americas Inc.
All trademarks are the property of their respective owners



NEXT

LABEL

71368-43

C 01/26/2010 C

1/6



UNITED STATES ENVIRONMENTAL PROTECTION AGENCY
WASHINGTON, D.C. 20460

OFFICE OF
PREVENTION, PESTICIDES
AND
TOXIC SUBSTANCES

Mary Beth Endres
Nufarm Americas Inc.
150 Harvester Drive, Suite 200
Burr Ridge, IL 60527

1-26-10

Subject: EPA Reg. 71368-43 / Extra Credit 5 Systemic Herbicide Supplemental Label Soybeans

Dear Ms. Endres:

The supplemental label is acceptable.

The supplemental label must be incorporated into the master label within 18 months. If you have any questions please call Erik Kraft at 703-308-9358 or email at Kraft.Erik@epa.gov.

Sincerely,

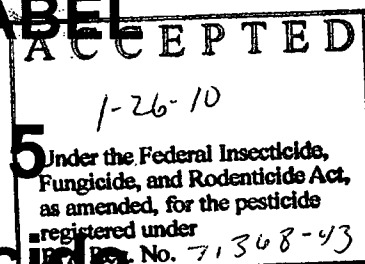
A handwritten signature in black ink, appearing to be "Jim Tompkins".

Jim Tompkins
Product Manager 25
Herbicide Branch
Registration Division (7505P)



SUPPLEMENTAL LABEL

Extra Credit[®] 5 Systemic Herbicide



EPA Reg. No. 71368-43
01-11-2010

LABEL REVISIONS: Revised Glyphosate Drift Warning Statement, Revised Roundup Ready Crop Warning Statements and Use Instructions for Roundup Ready 2 Yield Soybeans

READ AND FOLLOW THE ENTIRE LABEL BOOKLET FOR THIS PRODUCT BEFORE PROCEEDING WITH THE USE DIRECTIONS CONTAINED IN THIS SUPPLEMENTAL LABELING. "Label" as used in this supplemental labeling refers to the label booklet for this product and this supplemental.

DIRECTIONS FOR USE

IT IS A VIOLATION OF FEDERAL LAW TO USE THIS PRODUCT IN ANY MANNER INCONSISTENT WITH ITS LABELING.

This label must be in the possession of the user at the time of application.

Do not apply this product in a way that will contact workers or other persons, either directly or through drift. Only protected handlers may be in the area during application. For any requirements specific to your State or Tribe, consult the agency responsible for pesticide regulation.

ALL APPLICABLE DIRECTIONS, RESTRICTIONS AND PRECAUTIONS IN THE PRODUCT LABEL BOOKLET MUST BE FOLLOWED, INCLUDING STATEMENTS PERTAINING TO THE WORKER PROTECTION STANDARDS, ON THE EPA REGISTERED LABEL.

ATTENTION

~~AVOID DRIFT. EXTREME CARE MUST BE USED WHEN APPLYING THIS PRODUCT TO PREVENT INJURY TO DESIRABLE PLANTS AND CROPS.~~

~~Do not allow the herbicide solution to mist, drip, drift or splash onto desirable vegetation since minute quantities of this product can cause severe damage or destruction to the crop, plants or other areas on which treatment was not intended. The likelihood of injury occurring from the use of this product is greatest when winds are gusty or in excess of 5 miles per hour or when other conditions, including lesser wind velocities, will allow spray drift to occur. When spraying, avoid combinations of pressure and nozzle type that will result in splatter or fine particles (mist) which are likely to drift. AVOID APPLYING AT EXCESSIVE SPEED OR PRESSURE.~~

AVOID DRIFT. EXTREME CARE MUST BE USED WHEN APPLYING THIS HERBICIDE TO PREVENT INJURY TO DESIRABLE PLANTS AND CROPS. This product may kill, seriously injure or reduce yields of many desirable forms of vegetation including flowers, fruits, grapes, tomatoes, ornamentals, vegetables, cotton, soybeans, tobacco, beans and other desirable nontarget plants including, where applicable, target crop species not containing a glyphosate tolerant gene. Minute quantities of spray may cause severe plant response. Read and follow Spray Drift Management section of label. It is suggested to use a smoke generator or other means at or near the application site for the detection of air movement, air stability, or temperature inversions.

Note: Use of this product in any manner not consistent with this label may result in injury to persons, animals or crops, or other unintended consequences. When not in use, keep container closed to prevent spills and contamination.

ROUNDUP READY® CROPS

The following instructions or those separately published on Nufarm [manufacturer] supplemental labeling include all applications which can be made onto the specified Roundup Ready crops during the complete cropping season. DO NOT combine these instructions with other instructions for crops that do not contain a Roundup Ready gene listed on the label. USE THIS PRODUCT FOR POSTEMERGENCE APPLICATION ONLY ON CROP VARIETIES DESIGNATED AS CONTAINING A ROUNDUP READY GENE.

Applying this product to crop varieties that are not designated as Roundup Ready will result in severe crop injury and yield loss. Avoid contact with foliage, green stems, or fruit of crops, or any desirable plants that do not contain a Roundup Ready gene, since severe injury or destruction will result.

The Roundup Ready designation indicates that the crop variety contains a patented gene that provides tolerance to this product. Information on Roundup Ready crop varieties may be obtained from your seed supplier. Roundup Ready crop varieties must be purchased from an authorized licensed seed supplier.

For Ground Applications: Use the required rates of this product in 5 to 20 gallons of spray solution per acre as a broadcast spray. Carefully select correct nozzles and spray pressure to avoid spraying a fine mist. Check for even distribution of spray droplets.

For aerial applications: Use the required rates of this product in 3 to 15 gallons of spray solution per acre. See "Application Equipment and Techniques" section of this label for procedures to avoid spray drift that may cause injury to any vegetation not intended for treatment. Use of appropriate buffer zones will help prevent injury to adjacent vegetation.

AVOID DRIFT. EXTREME CARE MUST BE USED WHEN APPLYING THIS PRODUCT TO PREVENT INJURY TO DESIRABLE PLANTS AND CROPS WHICH DO NOT CONTAIN THE ROUNDUP READY GENE.


See the "Mixing, Additives and Application Instructions" sections of the label for additional directions and restrictions on the application of this product.

Tank mixtures with other herbicides, insecticides, fungicides, micronutrients or foliar fertilizers may result in reduced weed control or crop injury and are NOT for over-the-top applications of this product unless otherwise noted on this product label, supplemental labeling or fact sheets published separately.

Ammonium sulfate may be mixed with this product for applications to Roundup Ready crops. Refer to the "Mixing" section for use instructions for ammonium sulfate.

Sprayer Preparation: It is important that sprayer and mixing equipment be clean and free of pesticide residue before making applications of this product. Follow the cleaning procedures specified on the label of the product(s) previously used. THOROUGHLY CLEAN THE SPRAY TANK AND ALL LINES AND FILTERS TO ELIMINATE POTENTIAL CONTAMINATION FROM OTHER HERBICIDES PRIOR TO MIXING AND APPLYING THIS PRODUCT.

Note: The following directions are based on a clean start at planting by using a burndown application or tillage to control existing weeds before crop emergence. In no-till and stale seedbed systems, a replant burndown treatment of this product may be needed to control existing weeds prior to crop emergence. Some weeds, such as black nightshade, broadleaf signalgrass, sicklepod, Texas panicum, sandbur, annual morningglory, woolly cupgrass, shattercane, wild proso millet, burcucumber, and giant ragweed with multiple germination times or suppressed (stunted) weeds may require a second application of this product for complete control. The second application should be made after some regrowth has occurred and at least 10 days after a previous application of this product.



ROUNDUP READY® 2 YIELD SOYBEANS

TYPES OF APPLICATIONS: Preplant, At-Planting, Preemergence, Postemergence (In-crop), Preharvest, Post-Harvest.

USE INSTRUCTIONS: Refer to the following table for maximum application rates of this product with corn hybrids with Roundup Ready 2 Yield soybeans.

Maximum Application Rates	
Combined total per year for all applications	6.4 quarts per acre
Total of all Preplant, At-Planting, Preemergence applications	4 quarts per acre
Total of all in-crop applications from cracking through flowering (R2 stage soybeans)	76 fluid ounces per acre
Maximum preharvest application rate	25 fluid ounces per acre

PRECAUTIONS, RESTRICTIONS: See label for general precautionary instructions for use in Roundup Ready crops. The maximum combined total quantity of this product for all applications in a season is 6.4 quarts per acre. Refer to other applicable sections of the label for more information on Maximum Application Rates.

Preplant, At-Planting, Preemergence

USE INSTRUCTIONS: This product may be applied before, during or after planting Roundup Ready 2 Yield soybeans.

TANK MIXTURES: This product may be tank-mixed with 2,4-D, Banvel or Clarity and applied prior to planting only. This product may be tank-mixed with the following products and applied prior to crop emergence. Ensure that the specific product being used in the tank mixture is registered for application prior to emergence of soybeans. Read and follow label directions of all products in the tank mixture.

Aim	Dual II MAGNUM	s-metolachlor	Scepter
Assure II	FirstRate	Me-Too-Lachlor	Select
Axiom	Flexstar	Micro-Tech	Select MAX
Blanket	Frontier	Outlook	Sencor
Boundary	Fusion	Pendimax	Spartan
Canopy	Gangster	pendimethalin	Squadron
Classic	INTRRO	Pursuit	Steel
Cobra	Lexone	Pursuit Plus	Treflan
Command	Linex	Python	Valor
Command Xtra	Lorox	Reflex	2,4-D
Damain	metolachlor	Resource	
Dual MAGNUM			

PRECAUTIONS, RESTRICTIONS: Maximum quantity of this product that may be applied for all preplant, at-planting and preemergence applications combined is 4 quarts per acre per season. Refer to individual tank mixture product label for restrictions and precautions; use according to the most restrictive precautionary statements for each product in the tank mixture.

Postemergence (In-crop)

USE INSTRUCTIONS: This product may be used to control annual grasses and broadleaf weeds in Roundup Ready 2 Yield soybeans. Applications of this product can be made in Roundup Ready 2 Yield soybeans from emergence (cracking) through flowering (R2 stage soybeans). R2 stage soybeans end when a pod 5 millimeters (3/16 inch) long appears at one of the four uppermost nodes on the main stem with a fully developed leaf (R3 stage). Refer to the "ANNUAL WEEDS RATE SECTION" of the label for this product for application rates for specific annual weeds. In general, apply an initial application of 25 fluid ounces per acre on 2 to 8 inch tall weeds. Weeds will generally be 2 to 8 inches tall, 2 to 5 weeks after planting. If the initial application is delayed and weeds are larger, apply a higher rate of this product.

This product may be applied up to 51 fluid ounces per acre as a single, in-crop application for control of annual weeds and where dense weed populations exist.

A 25 to 51 fluid ounce per acre rate (single or multiple applications) of this product will control or suppress perennial weeds, such as, Bermudagrass, Canada thistle, common milkweed, field bindweed, hemp dogbane, horsenettle, maretail (horsetweed), nutsedge, quackgrass, rhizome johnsongrass, redvine, trumpetcreeper, swamp smartweed and wirestem muhly. For best results, allow perennial weed species to achieve at least 6 inches of growth before spraying with this product.

Under adverse growing conditions, such as drought, hail, wind damage or a poor soybean stand that slows or delays canopy closure, a sequential application of this product may be necessary to control late flushes of weeds. IN THE SOUTHERN STATES, A SEQUENTIAL APPLICATION OF THIS PRODUCT WILL BE REQUIRED TO CONTROL NEW FLUSHES OF WEEDS IN THE ROUNDUP READY 2 YIELD SOYBEAN CROP. To control giant ragweed, apply 25 fluid ounces of this product per acre when the weed is 8 to 12 inches tall to increase control and possibly avoid the need for a sequential application.

TANK MIXTURES: This product may be tank-mixed with the following products and applied postemergence (in-crop) over the top of Roundup Ready 2 Yield soybeans. Ensure that the specific product being used in the tank mixture is registered for application postemergence (in-crop) to soybeans. Read and follow label directions of all products in the tank mixture.

Arrow	FirstRate	Poast Plus	Select MAX
Assure II	Flexstar	Pursuit	Synchrony STS
Basagran	Fusilade DX	Pursuit Plus	Targa
Classic	Fusion	Raptor	Ultra Blazer
Cobra	Harmony GT XP	Reflex	
Extreme	Poast	Select	

Early Season Disease Suppression

Postemergence applications of this product made within the application rates and timings described above for weed control may provide suppression of the following soybean fungal diseases: Brown Stem Rot (*Phialophora gregata*), Charcoal Rot (*Macrophomina phaseolina*), Stem Canker (*Diaporthe phaseolorum* var. *meridionalis*), and Sudden Death Syndrome (*Fusarium virguliforme*). Suppression of these diseases, which may result in improved plant health and protection of yield, may occur with applications of this product made during labeled timings for weed control. The level of activity against these labeled fungal diseases is not sufficient to provide complete disease prevention or control. The amount of disease suppression will be reduced with high disease pressure or environmental conditions that favor disease development. Any potential for yield protection in Roundup Ready 2 Yield soybeans provided by suppression of labeled diseases would occur only as a complement to the normal weed control applications. Therefore, always determine application rates and timings of this product based on size and species of weeds to be controlled, not on presence or absence of disease.

U.S. Patent pending for the use of glyphosate as a method for suppressing early-season soybean diseases in Roundup Ready and Roundup Ready 2 Yield Soybeans.

PRECAUTIONS, RESTRICTIONS: This combined total application from crop emergence through harvest must not exceed 76 fluid ounces per acre. The maximum rate for any single in-crop application is 51 fluid ounces per acre. The maximum combined total of this product that can be applied during flowering (R2 stage soybeans) is 51 fluid ounces per acre. Refer to individual tank mixture product labels for restrictions and precautions; use according to the most restrictive precautionary statements for each product in the tank mixture. In some cases, these tank-mix products will cause visual soybean injury.

Preharvest

USE INSTRUCTIONS: This product may be applied to Roundup Ready 2 Yield soybeans for weed control prior to harvest. Apply up to 25 fluid ounces of this product per acre after pods have set and lost all green color.

PRECAUTIONS, RESTRICTIONS: Care should be taken to avoid excessive seed shatter loss due to ground application equipment. Allow a minimum of 14 days between final application and harvest of soybean grain or feeding of soybean grain, forage or hay.

Post-Harvest

USE INSTRUCTIONS: This product may be applied for weed control after harvest of Roundup Ready 2 Yield soybeans. Higher rates may be required for control of large weeds that were growing in the crop at the time of harvest. Tank mixtures with 2,4-D or dicamba may be used.

NOTICE

Read the "WARRANTY DISCLAIMER" and "LIMITATION OF LIABILITY" in the label booklet for this product before using this product. Those terms apply to this supplemental labeling and if those terms are not acceptable, return the product unopened at once.

**Manufactured For NUFARM, INC.
150 Harvester Drive | Burr Ridge, IL 60527**

Credit is a registered trademark of Nufarm Americas Inc.
All trademarks are the property of their respective owners

