

71368-34

01-29-2010

1/23



UNITED STATES ENVIRONMENTAL PROTECTION AGENCY
WASHINGTON, D.C. 20460

OFFICE OF
PREVENTION, PESTICIDES AND
TOXIC SUBSTANCES

Matthew Granahan
Nufarm Americas, Inc.
150 Harvester Drive
Burr Ridge, IL 60527

JAN 20 2010

Subject: Label Amendment: addition of non-crop use sites
Product Name: Nufarm KambaMaster Herbicide
EPA Reg. No. 71368-34
Application Dated: October 22, 2009

Dear Mr. Granahan:

The labeling referred to above, submitted in connection with registration under the Federal Insecticide, Fungicide, and Rodenticide Act (FIFRA), as amended, is acceptable, provided you make the following changes before you release the product for shipment.

- a. Remove the second listing of "GENERAL FARMSTEAD" in the use site paragraph below the product name. In addition, remove the second "CONTROL" in the sentence, "ALSO FOR CONTROL OF BRUSH CONTROL AND BROADLEAF WEEDS..."
- b. Revise the first two sentences in the first paragraph of the Environmental Hazards section to read as follows:
"This pesticide is toxic to fish and aquatic invertebrates. Do not apply directly to water, to areas where surface water is present, or to intertidal areas below the mean high water mark."
- c. Replace the word "General" with "Product" in the section heading, "General Information." The word "General" is an implied safety claim that makes all following label text unenforceable.
- d. Delete "Retreatments may be made as needed" in the following sections:
 - second paragraph under the 'Pastures, Rangeland, and Grass' section on pg. 9
 - second paragraph under the 'Sugarcane' section on pg. 11
 - 'rates and timings' text under the 'Preplant Directions (postharvest, fallow, crop stubble, set-aside) for Broadleaf Weed Control' section on pg. 14
 - 'Rates' section on pg. 16

Continued on page 2

Page 2
EPA Reg. No. 71368-34
Label Amendment

- e. Per the RED combined label table, add the following ‘Restrictions’ text to the “Non-Crop Applications” section on page 16:

“RESTRICTIONS

Postemergence (annual and perennial weeds)

- Limited to 2 applications per year
- Maximum of 5.5 quarts (2.0 lbs. ae 2,4-D) per acre per application
- Minimum of 30 days between applications

Postemergence (woody)


- Limited to 1 application per year
- Maximum of 11.0 quarts (4.0 lbs. ae 2,4-D) per year

Applications to non-cropland areas are not applicable to treatment of commercial timber or other plants being grown for sale or other commercial use, or for commercial seed production, or for research purposes.”

- f. Remove the word, “General” from the following:
 1. page 8: “General Tank Mixing Information”
 2. page 14: “General Restrictions and Limitations” listed as a reference to Section V. right above the “Rates and Timings” heading.

A stamped copy of your labeling is enclosed for your records. You must submit one (1) copy of the final printed label before you release the product for shipment. Products shipped after the next printing must bear the new revised label. If these conditions are not complied with, the registration will be subject to cancellation in accordance with FIFRA sec. 6(e). Your release for shipment of the product constitutes acceptance of these conditions. Amended labeling will supercede all previously accepted ones.

Sincerely,



Kathryn V. Montague
Product Manager 23
Herbicide Branch
Registration Division (7505P)

**ACCEPTED
with COMMENTS
In EPA Letter Dated:**

JAN 20 2010
Under the Federal Insecticide,
Fungicide, and Rodenticide Act
as amended, for the pesticide
registered under EPA Reg. No.

71368-34

Nufarm KambaMaster[®] Herbicide

FOR USE ON CONSERVATION RESERVE PROGRAM LAND, FALLOW SYSTEMS (BETWEEN CROP APPLICATIONS), GENERAL FARMSTEAD, SORGHUM, GRASS (HAY OR SILAGE), PASTURES, RANGELAND, SUGARCANE, AND WHEAT. ALSO FOR CONTROL OF BRUSH CONTROL AND BROADLEAF WEEDS ON RIGHTS-OF-WAY, FOREST BRUSH, INDUSTRIAL SITES, NON-IRRIGATION DITCHBANKS, GENERAL FARMSTEAD, FENCE ROWS, AND OTHER NON-CROP AREAS.

ACTIVE INGREDIENTS:

Dimethylamine salt of dicamba (3,6-dichloro-o-anisic acid)* 12.4%
Dimethylamine salt of 2,4-dichlorophenoxyacetic acid** 35.7%

OTHER INGREDIENTS: 51.9%
TOTAL: 100.0%

* This product contains 10.3% dicamba or 1 pound per gallon (120 grams per liter) and 29.6% 2,4-D or 2.87 pounds per gallon (344 grams per liter).

**Isomer specific by AOAC method 978.05, 15th Edition.

SHAKE WELL BEFORE USING

**KEEP OUT OF REACH OF CHILDREN
DANGER / PELIGRO**


Si usted no entiende la etiqueta, busque a alguien para que se la explique a usted en detalle.
(If you do not understand the label, find someone to explain it to you in detail.)

SEE INSIDE BOOKLET FOR FIRST AID AND ADDITIONAL PRECAUTIONARY STATEMENTS

For Chemical Spill, Leak, Fire, or Exposure, Call CHEMTREC (800) 424-9300
For Medical Emergencies Only, Call (877) 325-1840

EPA REG. NO. 71368-34
EPA EST. NO.

Manufactured For
NUFARM, INC.
150 Harvester Drive
Burr Ridge, IL 60527



NET CONTENTS: Gal. (L)

071368-00034.20091016.EPA.Amendment-IVM

**PRECAUTIONARY STATEMENTS
HAZARDS TO HUMANS AND DOMESTIC ANIMALS
DANGER / PELIGRO**

Corrosive. Causes irreversible eye damage. Harmful if swallowed. Do not get in eyes or on clothing.

PERSONAL PROTECTIVE EQUIPMENT (PPE)

Some materials that are chemical-resistant to this product are barrier laminate, butyl rubber, nitrile rubber or Viton. If you want more options, follow the instructions for category A on an EPA chemical-resistance category selection chart.

All mixers, loaders, applicators, flaggers, and other handlers must wear:

- long-sleeved shirt and long pants,
- shoes and socks, plus
- protective eyewear
- chemical-resistant gloves (except for applicators using groundboom equipment, pilots and flaggers), and
- chemical-resistant apron when applying postharvest dips or sprays to citrus, mixing or loading, cleaning up spills or equipment, or otherwise exposed to the concentrate.

Follow manufacturer's instructions for cleaning/maintaining PPE. If no such instructions for washables exist, use detergent and hot water. Keep and wash PPE separately from other laundry.

See engineering controls for additional requirements.

Engineering Control Statements:

When handlers use closed systems, enclosed cabs or aircraft in a manner that meets the requirements listed in the Worker protection Standard (WPS) for agricultural pesticides [40 CFR 170.240(d)(4-6)], the handler PPE requirements may be reduced or modified as specified in the WPS.

Pilots must use an enclosed cockpit that meets the requirements listed in the Worker Protection Standard (WPS) for agricultural pesticides [40 CFR 170.240(d) 4].

USER SAFETY RECOMMENDATIONS	
Users should:	
<ul style="list-style-type: none"> • Wash hands before eating, drinking, chewing gum, using tobacco or using the toilet. • Remove clothing/PPE immediately if pesticide gets inside. Then wash thoroughly and put on clean clothing. If pesticide gets on skin, wash immediately with soap and water. • Remove PPE immediately after handling this product. Wash the outside of gloves before removing. As soon as possible, wash thoroughly and change into clean clothing. 	

FIRST AID	
IF IN EYES	<ul style="list-style-type: none"> • Hold eye open and rinse slowly and gently with water for 15 to 20 minutes. • Remove contact lenses, if present, after the first 5 minutes, then continue rinsing eye. • Call a poison control center or doctor for treatment advice.
IF SWALLOWED	<ul style="list-style-type: none"> • Call a poison control center or doctor immediately for treatment advice. • Have person sip a glass of water if able to swallow. • Do not induce vomiting unless told to do so by a poison control center or doctor. • Do not give anything by mouth to an unconscious person.
IF ON SKIN OR CLOTHING	<ul style="list-style-type: none"> • Take off contaminated clothing. • Rinse skin immediately with plenty of water for 15 to 20 minutes. • Call a poison control center or doctor for treatment advice.
IF INHALED	<ul style="list-style-type: none"> • Move person to fresh air. • If person is not breathing, call 911 or an ambulance, then give artificial respiration, preferably mouth-to-mouth, if possible. • Call a poison control center or doctor for further treatment advice.

HOT LINE NUMBER	
Have the product container or label with you when calling a poison control center or doctor, or going for treatment. You may also contact 1-877-325-1840 for emergency medical treatment information.	

NOTE TO PHYSICIAN	
Probable mucosal damage may contraindicate the use of gastric lavage.	

ENVIRONMENTAL HAZARDS

This pesticide may be toxic to fish and aquatic invertebrates. Do not apply directly to water, to areas where surface water is present, or to intertidal areas below the mean high water mark except as noted on appropriate labels. Drift and runoff may be hazardous to aquatic organisms in water adjacent to treated areas. Do not contaminate water when disposing of equipment wash waters or rinsate.

This chemical has properties and characteristics associated with chemicals detected in groundwater. The use of this chemical in areas where soils are permeable, particularly where the water table is shallow, may result in groundwater contamination. Application around a cistern or well may result in contamination of drinking water or groundwater.

DIRECTIONS FOR USE

It Is A Violation Of Federal Law To Use This Product In A Manner Inconsistent With Its Labeling.

Read entire label before using this product.

Do not apply this product in a way that will contact workers or other persons, either directly or through drift. Only protected handlers may be in the area during application. For any requirements specific to your State or Tribe, consult the agency responsible for pesticide regulation. Unless otherwise directed in supplemental labeling, all applicable directions, restrictions, and precautions are to be followed. Labeling must be in the user's possession during application.

AGRICULTURAL USE REQUIREMENTS

Use this product only in accordance with its labeling and with the Worker Protection Standard, 40 CFR Part 170. This Standard contains requirements for the protection of agricultural workers on farms, forests, nurseries, and greenhouses, and handlers of agricultural pesticides. It contains requirements for training, decontamination, notification, and emergency assistance. It also contains specific instructions and exceptions pertaining to the statements on this label about personal protective equipment (PPE), and restricted-entry interval. The requirements in this box only apply to uses of this product that are covered by the Worker Protection Standard.

Do not enter or allow worker entry into treated areas during the restricted-entry interval (REI) of 48 hours.

PPE required for early entry to treated areas that is permitted under the Worker Protection Standard and that involves contact with anything that has been treated, such as plants, soil, or water is:

- coveralls worn over short-sleeved shirt and short pants
- chemical-resistant footwear plus socks
- chemical-resistant gloves made of any waterproof material
- chemical-resistant headgear for overhead exposure
- protective eyewear

NON-AGRICULTURAL USE REQUIREMENTS

The requirements in this box apply to uses of this product that are NOT within the scope of the Worker Protection Standard for Agricultural pesticides (40 CFR Part 170). The WPS applies when this product is used to produce agricultural plants on farms, forests, nurseries, or greenhouses.

Do not enter or allow people (or pets) to enter the treated area until sprays have dried.

I. GENERAL INFORMATION

This product is a selective postemergence herbicide for controlling a wide spectrum of annual, biennial, and perennial broadleaf weeds and brush in grass forages and selected row crops.

Mode of Action

This product contains two active ingredients: dicamba and 2,4-D. This herbicide is readily absorbed by plants through shoot and root uptake, translocates throughout the plant's system, and accumulates in areas of active growth. This product interferes with the plant's growth hormones (auxins) resulting in death of many broadleaf weeds.

Cleaning Spray Equipment

Clean application equipment thoroughly by using a strong detergent or commercial sprayer cleaner according to the manufacturer's direction and then triple rinsing the equipment before and after applying this product.

II. APPLICATION PROCEDURES

Apply this product at the rates and growth stages listed in Tables 1 and 2 as follows unless instructed differently by Section VI of VII. (Food/Feed Crop Specific Information or Non-Food/Feed Use Specific Information). Applications can be made to actively growing weeds as aerial, broadcast, band, or spot spray applications. This product may be applied using water or sprayable fluid fertilizer as a carrier. Sprayable fluid fertilizer may be used as the carrier in preplant or pre-emergence uses for all crops listed on this label. Postemergence uses with sprayable fluid fertilizer may be made on pasture, hayland, or wheat crops only.

The most effective application rate and timing varies based on the target weed species (refer to Table 1). In mixed populations of weeds the correct rate is determined by the weed species requiring the highest rate. Delaying application permits weeds to exceed the maximum size stated and will prevent adequate control.

IRRIGATION

In irrigated areas, it may be necessary to irrigate before treatment to ensure active weed growth.

SPRAY COVERAGE

Weeds must be thoroughly covered with spray. Dense leaf canopies shelter smaller weeds and can prevent adequate spray coverage.

SPRAY DRIFT MANAGEMENT

A variety of factors including weather conditions (e.g., wind direction, wind speed, temperature, relative humidity) and method of application (e.g., ground, aerial, airblast, chemigation) can influence pesticide drift. The applicator must evaluate all factors and make appropriate adjustments when applying this product.

Importance of Droplet Size

The most effective way to reduce drift when applying sprays that contain 2,4-D as the sole active ingredient, or when applying sprays that contain 2,4-D mixed with active ingredients that require a Coarse or coarser spray, apply only as a Coarse or coarser spray (ASAE standard 572) or a volume mean diameter of 385 microns or greater for spinning atomizer nozzles.

When applying sprays that contain 2,4-D mixed with other active ingredients that require a Medium or more fine spray, apply only as a Medium or coarser spray (ASAE standard 572) or a volume mean diameter of 300 microns or greater for spinning atomizer nozzles.

Wind Speed

Do not apply at wind speeds greater than 15 mph. Only apply this product if the wind direction favors on-target deposition and there are not sensitive areas (including, but not limited to, residential areas, bodies of water, known habitat for nontarget species, nontarget crops) within 250 feet downwind. If applying a Medium spray, leave one swath unsprayed at the downwind edge of the treated field.

Temperature Inversions

If applying at wind speeds less than 3 mph, the applicator must determine if: a) conditions of temperature inversion exist, or b) stable atmospheric conditions exist at or below nozzle height. Do not make applications into areas of temperature inversions or stable atmospheric conditions.

Susceptible Plants

Do not apply under circumstances where spray drift may occur to food, forage, or other plantings that might be damaged or crops thereof rendered unfit for sale, use or consumption. Susceptible crops include, but are not limited to, cotton, okra, flowers, grapes (in growing stage), fruit trees (foliage), soybeans (vegetative stage), ornamentals, sunflowers, tomatoes, beans, and other vegetables, or tobacco. Small amounts of spray drift that might not be visible may injure susceptible broadleaf plants.

Sensitive Crop Precautions

This product may cause injury to desirable trees and plants, particularly beans, cotton, flowers, fruit trees, grapes, ornamentals, peas, potatoes, soybeans, sunflowers, tobacco, tomatoes and other broadleaf plants when contacting their roots, stems or foliage. These plants are most sensitive to this product during their development or growing stage.

Do not treat areas where either possible downward movement into the soil or surface washing may cause contact of this product herbicide with the roots of desirable plants such as trees and shrubs.

- Avoid making applications when spray particles may be carried by air currents to areas where sensitive crops and plants are growing. Do not spray near sensitive plants if wind is gusty or in excess of 5 mph and moving in the direction of nearby sensitive crops or if temperature inversion exists. However, always make applications when there is some air movement to determine the direction and distance of possible spray drift. Leave adequate buffer zone between area to be treated and sensitive plants. Coarse sprays are less likely to drift out of the target area than fine sprays. Agriculturally-approved drift-reducing additives may be used.
- Do not use aerial equipment or apply this product when sensitive crops and plants are growing in the vicinity of area to be treated.

Other State and Local Requirements

Applicators must follow all state and local pesticide drift requirements regarding application of 2,4-D herbicides. Where states have more stringent regulations, they must be observed.

Equipment

All aerial and ground application equipment must be properly maintained and calibrated using appropriate carriers or surrogates.

The boom length must not exceed 75% of the wingspan or 90% of the rotor blade diameter.

Release spray at the lowest height consistent with efficacy and flight safety. Do not release spray at a height greater than 10 feet above the crop canopy unless a greater height is required for aircraft safety. This requirement does not apply to forestry or rights-of-way applications.

When applications are made with a crosswind, the swath will be displaced downwind. The applicator must compensate for this by adjusting the path of the aircraft upwind.

Do not apply with a nozzle height greater than 4 feet above the crop canopy.

Application Equipment

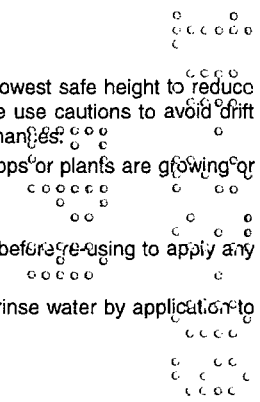
Select nozzles designed to produce minimal amounts of fine spray particles. Make applications at the lowest safe height to reduce the exposure of spray droplets to evaporation and wind. The applicator must follow the most restrictive use cautions to avoid drift hazards, including those found in this labeling as well as applicable state and local regulations and ordinances.

Do not use aerial equipment if spray particles can be carried by the wind into areas where sensitive crops or plants are growing or when temperature inversions exist.

Sprayer Clean-Out

To avoid injury to desirable plants, equipment used to apply this product should be thoroughly cleaned before re-using to apply any other chemicals.

1. Rinse and flush application equipment thoroughly at least 3 times with water after use. Dispose of rinse water by application to treatment area or in non-cropland area away from water supplies.



2. During the second rinse, add 1 quart of household ammonia for every 25 gallons of water. Circulate the solution through the entire system so that all internal surfaces are contacted (15 to 20 minutes). Let the solution stand for several hours, preferably overnight.
3. Flush the solution out of the spray tank through the boom.
4. Rinse the system twice with clean water, recirculating and draining each time.
5. Remove nozzles and screens and clean separately.

Mixing and Loading

Most cases of groundwater contamination involving phenoxy herbicides, such as 2,4-dichlorophenoxyacetic acid, have been associated with mixing/loading and disposal sites. Caution should be exercised when handling 2,4-dichlorophenoxyacetic acid pesticides at such sites to prevent contamination of groundwater supplies. Use of closed systems for mixing or transferring this pesticide will reduce the probability of spills. Placement of the mixing/loading equipment on an impervious pad to contain spills will help prevent groundwater contamination.

TABLE 1. APPLICATION RATE AND TIMING - ANNUAL WEEDS

Weeds Controlled (including ALS - and triazine-resistant)	KambaMaster Rate Per Acre (according to weed growth stage)					
	0.5 pint	1.0 pint	1.5 pints	2 pints	3 pints	4 pints
Beebalm, Spotted	-	-	-	pre-bloom	postbloom	-
Broomweed	1 to 3"	3" branching	-	branching	-	after branching
Buckwheat, Wild	-	1 to 6"	-	-	-	-
Buffalobur	-	-	-	1 to 6"	-	flowering
Burdock	-	pre-flower	-	-	-	-
Buttercup	-	pre-flower	-	early bloom	late bloom	-
Chickweed, Common	-	seedling	1 to 3"	-	-	-
Cockle, Cow	-	< 3"	-	-	-	-
Cocklebur, Common	-	1 to 6"	6 to 12"	12 to 18"	-	-
Coreopsis, Plains	-	1 to 6"	-	-	-	-
Croton, Woolly	1 to 4"	4 to 12"	12 to 30"	-	-	-
Devils-claw	-	-	-	< 8"	-	-
Dogfennel	-	-	-	10 to 15"	-	-
Evening Primrose	-	< 2"	-	2 to 6"	-	-
Flax	-	< 2"	-	-	-	-
Fleabane, Annual	-	1 to 4"	4 to 8"	8"	-	-
Flixweed	-	< 3"	-	-	-	-
Henbit	-	-	preflower	-	flower	-
Knotweed Spp.	-	< 3" runners	-	> 3" runners	-	actively growing
Kochia	-	1 to 6"	6 to 10"	10 to 20"	-	actively growing
Lambsquarters, Common	-	1 to 6"	6 to 10"	10 to 20"	-	actively growing
Mallow, Common	-	< 3"	-	-	-	-
Morningglory, Ivyleaf	-	pre-flower	-	-	-	-
, Tall	-	pre-flower	-	post-flower	-	-
Mustards, Annual	-	rosette	-	early bolt	-	-
, Tansy	-	< 3"	-	-	-	-
Pennycress, Field	-	-	-	rosette	-	-
Pepperweed, Virginia	-	-	1 to 3"	3 to 6"	after branching	-
Pigweed, Prostrate	-	< 3"	-	-	-	-
, Redroot	-	< 3"	3 to 10"	-	-	-
, Smooth	-	< 3"	-	-	-	-
, Tumble	-	< 3"	-	mature	-	-
Poorjoe	-	prior to flower	-	-	-	actively growing
Purslane, Common	-	< 3"	3 to 8"	-	-	-
Ragweed, Common	-	-	-	> 10"	-	-
Western, Lanceleaf	1 to 3"	3 to 6"	6 to 10"	actively growing	-	-
Sedge ¹	-	-	-	-	-	-
Shepherdspurse	-	rosette	-	-	-	-
Smartweed, Pennsylvania	-	< 4"	-	-	4 to 12"	-
Sneezeweed, Bitter	-	1 to 4"	prior to flower	flower	-	-
Sowthistle	-	rosette	-	bolting	-	-
Sunflower	-	1 to 3"	3 to 6"	6 to 24"	-	-
Thistle, Russian	-	-	-	rosette	-	-
Velvetleaf	-	< 6"	6 to 20"	> 20"	-	-

¹ For use in non-food/feed crop only. Adding crop oil concentrate has shown to improve performance on actively growing annual sedge.

8
23

AERIAL APPLICATION METHODS AND EQUIPMENT

Water Volume: Use 3 to 10 gallons of water per acre. Use the higher spray volume when treating dense or tall vegetation.

TABLE 2. APPLICATION RATE AND TIMING - BIENNIAL AND PERENNIAL WEEDS

Weeds Controlled	KambaMaster Rate Per Acre (according to weed growth stage)					
	0.5 pint	1.0 pint	1.5 pints	2 pints	3 pints	4 - 5 pints
Bindweed, Field	-	-	-	-	-	actively growing
Bittercress	-	2 to 3"	-	-	-	-
Buckeye species ¹	-	-	-	-	full leaf	-
Bullnettle ²	-	-	-	flower	-	-
Chicory	-	-	-	-	early bolting	-
Clover, Bur	-	-	pre-flower	-	-	-
Dandelion, Common	-	rosette	-	bolting	-	-
Dewberry, Southern ¹	-	-	-	-	-	spring or fall
Dock, Curly	-	-	prior to bolting	-	after bolting	-
Elderberry ²	-	-	-	-	-	actively growing
Goldenrod, Missouri	-	-	-	3 to 15"	flower	-
Goldenweed, Common	-	-	-	-	-	actively growing
Groundsel, Texas	-	rosette	post-bolting	-	-	-
Honeysuckle, Hairy	-	-	-	-	spring or fall	-
Horsenettle, Carolina ¹	-	-	-	-	-	flower or berry
Ivy, Poison	-	-	-	after bloom	-	-
Knapweed, Black ²	-	-	-	-	-	actively growing
, Russian ²	-	-	-	-	-	actively growing
, Spotted	-	-	-	-	-	actively growing
Marshelder	-	-	-	< 12"	12"/prebloom	-
Mesquite	-	-	-	-	-	45 to 90 days after bud-break
Milkweed Antelopehorn ¹	-	-	-	pre-flower	-	flower
Nightshade, Silverleaf ¹	-	-	-	full flower	-	-
, Black ¹	-	-	-	full flower	-	actively growing
Persimmon, Eastern ³	-	-	-	-	-	actively growing
Prickly Lettuce	-	-	-	rosette	-	actively growing
Rabbitbrush ²	-	-	-	-	-	-
Ragwort, Tansy	-	-	-	rosette	-	actively growing
Redvine ²	-	-	-	-	-	actively growing
Sagebrush, Fringed ²	-	-	-	-	-	actively growing
Smartweed	-	-	-	-	-	-
Sorrel, Red	-	-	rosette	bolting	flower	actively growing
Sowthistle ²	-	-	-	-	-	actively growing
Spurge, Leafy ²	-	-	-	-	flower	full leaf
Tallow Tree, Chinese ⁴	-	-	-	-	-	full leaf
Thistle, Bull	-	-	rosette	bolting	-	actively growing
, Canada ²	-	-	-	-	-	actively growing
, Musk	-	-	-	rosette/bolting	-	-
, Plumeless	-	-	rosette	bolting	-	-
Vetch, Hairy	-	1 to 4"	4 to 8"	8" full flower	-	-
Yankeeeweed	-	-	-	10 to 18"	-	rosette
Yellow Starthistle	-	-	-	-	-	rosette

1 May require repeat applications.
 2 Recommended rate will provide top growth suppression only.
 3 For improved root kill or weedy species such as mesquite and eastern persimmon, spray 4 pints of this product per acre each year for 3 consecutive years. For increased control of weeds such as blackberry and dewberry, this product may be tank mixed with Ally® herbicide (0.1 to 0.2 ounces per acre), if labeled for the use site.
 4 Under dense populations, a second application may be needed the following growing season.

GROUND APPLICATION (BANDING)

When applying this product by banding, determine the amount of herbicide and water volume needed using the following formula:

$$\frac{\text{Bandwidth in inches}}{\text{Row width in inches}} \times \text{Broadcast rate per acre} = \text{Banding herbicide rate per acre}$$

$$\frac{\text{Bandwidth in inches}}{\text{Row width in inches}} \times \text{Broadcast volume per acre} = \text{Banding water volume per acre}$$

GROUND APPLICATION (BROADCAST)

Water Volume: Use 5-40 gallons of spray solution per broadcast acre for optimal performance. Use the higher spray volume when treating dense or tall vegetation.

Application Equipment: Select nozzles designed to produce minimal amounts of fine spray particles. Spray with nozzles as close to the weeds as is practical for good weed coverage.

SPOT OR SMALL AREA APPLICATION

This product may be applied to individual clumps or small areas of undesirable vegetation using handgun or similar types of application equipment. Apply diluted sprays to allow complete wetting (up to runoff) of foliage and stems. For knapsack or other small capacity sprayers, prepare a solution of this product in water according to Table 3 (assuming that the spot treatment rate equates to 60 gallons per acre on the broadcast basis.) Adding a surfactant (0.5% by volume) can help improve control. For example, 5 gallons (40 pints or 640 fluid ounces) of herbicide solution would require 0.2 pints (3.2 fluid ounces) of surfactant.

Do not make spot treatments in addition to broadcast or band treatments.

Application Equipment: Select nozzles designed to produce minimal amounts of fine spray particles. Spray with nozzles as close to the weeds as is practical for good weed coverage.

Table 3. KNAPSACK SPRAYER DILUTION INSTRUCTIONS

Sprayer Capacity (gallons of water)	Amount of KambaMaster to add to the spray tank
1 gallon	1 fluid ounce*
3 gallons	3 fluid ounces
5 gallons	5 fluid ounces

*1 fluid ounce = 2 tablespoons

III. ADDITIVES

To improve burndown of emerged weeds, surfactants and/or low use rate of liquid fertilizers (28-0-0,32-0-0), or crop oil concentrate may be used with this product or tank mixes with this product applied after the weeds have emerged. Crop oil concentrate is for non-food/feed crop uses only. Do not apply tank mixes that include Ammonium Sulfate or Crop Oil Concentrate to any food/feed crop use listed on this label. For food/feed crop uses, do not use liquid fertilizers that contain Ammonium Sulfate (AMS) as a source of nitrogen as tolerances in commodities derived from the crop may contain residues that exceed established tolerances. Consult your local Nufarm representative for recommendations for your area. For additional information, see Compatibility Test for Mix Components.

OIL CONCENTRATE

A crop oil concentrate must contain either a petroleum or vegetable oil base and must meet all of the following criteria:

- be nonphytotoxic, contain only EPA-exempt ingredients,
- provide good mixing quality in the jar test, and
- be successful in local experience.

The exact composition of suitable products will vary; however, vegetable and petroleum oil concentrates should contain emulsifiers to provide good mixing quality. Highly refined vegetable oils have proven more satisfactory than unrefined vegetable oils. For additional information, see Compatibility Test for Mix Components.

Adjuvants containing crop oil concentrates may be used for preplant, pre-emergence and between cropping applications. Do not use crop oil concentrate for postemergence applications in food/feed crops (i. e., sorghum, grass (hay or silage), pastures, range and sugarcane and wheat).

Nitrogen Source

Sprayable liquid fertilizers: Use one quart of sprayable liquid fertilizers (28-0-0, 32-0-0) per acre. Do not use brass or aluminum nozzles when spraying fertilizers.

Nonionic Surfactant

The standard label recommendation is 2-4 pints of an 80% active nonionic spray surfactant per 100 gallons of water. For certain weeds, use a higher spray surfactant rate.

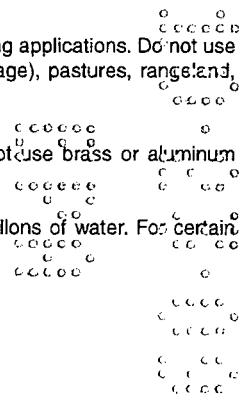


TABLE 4. ADDITIVE RATE PER ACRE

Additive	Rate Per Acre
Nonionic Surfactant	2 to 4 pints per 100 gallons
Sprayable liquid fertilizers (28-0-0, 32-0-0)	2 to 4 quarts
Crop Oil Concentrate	1 quart*

*see manufacturer's label for specific rate recommendations.

IV. GENERAL TANK MIXING INFORMATION

Tank Mix Partners/Components

The following products may be tank mixed with this product according to the specific tank mixing instructions in this label and respective product labels.

- Aim™ (carfentrazone-ethyl)
- Ally® (metsulfuron-methyl)
- Amber® (triasulfuron)
- Asulox® (asulam)
- Atrazine
- Banvel® (dicamba)
- Basagran® (bentazon)
- Bronate® (bromoxynil + MCPA)
- Buctril® (bromoxynil)
- Canvas® (thifensulfuron + tribenuron + metsulfuron)
- Clarity® (dicamba)
- Curtail® (clorpyralid + 2,4-D)
- Cyclone® (paraquat)
- Dakota® (fenoxaprop-p-ethyl + MCPA)
- Distinct® (diflufenzopyr)
- Evik® (ametryn)
- Express® (thifensulfuron + tribenuron-methyl)
- Fallowmaster® (glyphosate + dicamba)
- Finesse® (chlorsulfuron + metsulfuron-methyl)
- Glean® (chlorsulfuron)
- Gramoxone® Extra (paraquat)
- Harmony® Extra (thifensulfuron + tribenuron-methyl)
- Karmex® (diuron)
- Kerb® (pronamide)
- Laddok® S-12 (bentazon + atrazine)
- Landmaster® (glyphosate + 2,4-D)
- Lexone® (metribuzin)
- MCPA
- Paramount® (quinclorac)
- Peak® (prosulfuron)
- Permit® (halosulfuron-methyl)
- Rave™ (dicamba + triasulfuron)
- Roundup Ultra® (glyphosate)
- Sencor® (metribuzin)
- Sinbar® (terbacil)
- Stinger® (clopyralid)
- Tiller® (fenoxaprop-p-ethyl + 2,4-D + MCPA)
- Trooper® (picloram)
- Touchdown® (sulfosate)
- 2,4-D

See section VI. Crop-Specific Information for more details. Read and follow the applicable Restrictions and Limitations and Directions For Use on all product involved in tank mixing. The most restrictive labeling applies to tank mixes.

Physical incompatibility, reduced weed control, or crop injury may result from mixing this product with other pesticides (fungicides, herbicides, insecticides, or miticides), additives, or fertilizers. Nufarm does not recommend using tank mixes other than those listed on Nufarm labeling. Local agricultural authorities may be a source of information when using other than Nufarm recommended tank mixes.

COMPATIBILITY TEST FOR MIX COMPONENTS

Before mixing components, always perform a compatibility jar test.

For 20 gallons per acre spray volume, use 3.3 cups (800 ml) of water. For other spray volumes, adjust accordingly. Only use water from the intended source at the source temperature.

Add components in the sequence indicated in the Mixing Order using 2 teaspoons for each pound or 1 teaspoon for each pint of recommended label rate per acre.

Always cap the jar and invert 10 cycles between component additions.

When the components have all been added to the jar, let the solution stand for 15 minutes. Evaluate the solution for uniformity and stability. The spray solution should not have free oil on the surface, nor fine particles that precipitate to the bottom, nor thick (clabbered) texture. If the spray solution is not compatible, repeat the compatibility test with the addition of a suitable compatibility agent. If the solution is then compatible, use the compatibility agent as directed on its label. If the solution is still incompatible, do not mix the ingredients in the same tank.

MIXING ORDER

If an inductor is used, rinse it thoroughly after each component has been added. Maintain constant agitation during application.

- 1) **Water***. Begin by agitating a thoroughly clean sprayer tank half full of clean water.
- 2) **Agitation**. Maintain constant agitation throughout mixing and application.
- 3) **Products in PVA bags**. Place any product contained in water-soluble PVA bags into the mixing tank. Wait until all water-soluble PVA bags have fully dissolved and the product is evenly mixed in the spray tank before continuing.
- 4) **Water-dispersible products** (such as dry flowables, wettable powders, suspension concentrates, or suspo-emulsions).
- 5) **Water-soluble products**. (such as KambaMaster herbicide)
- 6) **Emulsifiable concentrates** (such as oil concentrate when applicable).
- 7) **Water-soluble additives** (such as liquid fertilizers (28-0-0, 32-0-0) when applicable).
- 8) **Remaining quantity of water**.

* If sprayable fluid fertilizer is used as the carrier, this product must be diluted with a minimum of 5 parts water to 1 part this product. Then add 0.25 to .05% volume/volume of a nonionic surfactant to the dilution before adding it to the sprayable fluid fertilizer to reduce the concern for compatibility problems with this mix. Always perform the Compatibility Test before mixing into the spray tank. Also, when using a sprayable fluid fertilizer as the carrier, any product contained in PVA bags must first be completely dissolved in water before the contents can be added to the fertilizer mix.

V. RESTRICTIONS AND LIMITATIONS

The interval between application and planting rotational crop is given below. Always exclude counting days when the ground is frozen. Planting at intervals less than specified below may result in crop injury. Moisture is essential for the degradation of this herbicide in soil. If dry weather prevails, use cultivation to allow herbicide contact with moist soil.

- **Planting/replanting restrictions for this product herbicide applications of 6 pints per acre or less:** No rotational cropping restrictions apply at 120 days or more following application. Additionally, for annual crop uses in this label including sorghum, follow the preplant use directions in section VI. Food/Feed Crop-Specific Information. For barley, oat, wheat, and other grass seedings, the interval between application and planting is 10 days per pint per acre.
- **Planting/replanting restrictions for applications of more than 6 pints and up to 8 pints of this product per acre:** Corn, sorghum, cotton (east of the Rocky Mountains) and all other crops grown in areas with 30" or more of annual rainfall may be planted 120 days or more after application. Barley, oat, wheat, and other grass seedings, may be planted if the interval from application to planting is 10 days per pint per acre east of the Mississippi River and 15 days per pint per acre west of the Mississippi River. For all other crops in areas with less than 30" of annual rainfall, the interval between application and planting is 180 days or more.
- **Rainfast period:** Rainfall or irrigation occurring within 4 hours after postemergence applications may reduce the effectiveness of this product.
- **Stress:** Do not apply to crops under stress such as stress due to lack of moisture, hail damage, flooding, herbicide injury, mechanical injury, or widely fluctuating temperatures, as unsatisfactory control may result.
- Do not apply to crops that show injury (leaf phytotoxicity or plant stunting) produced by any other prior herbicide applications, because this injury may be enhanced or prolonged.
- Do not apply through any type of irrigation equipment. Do not contaminate irrigation ditches or water used for domestic purposes.
- This product cannot be used to formulate or reformulate any other pesticide product.

VI. FOOD/FEED CROP-SPECIFIC INFORMATION

PASTURES, RANGELAND AND GRASS (HAY, SILAGE)

This product is recommended for use for pasture (including pasture grown for hay), rangeland and grass grown for hay or silage. Refer to Tables 1 and 2 for rate selection based on targeted weed or brush species. Some weed species will require tank mixes for adequate control.

Rates above 4 pints of this product per acre are for spot treatments only. Retreatments may be made as needed. Uses described in this section also pertain to small grains (such as barley, corn, forage sorghum, oats, rye, sudangrass, or wheat) grown for pasture, hay, and silage only. Newly seeded areas, including small grains grown for pasture or hay, may be injured if rates of this product greater than 2 pints per acre are applied.

In newly established hybrid Bermudagrass, Pangolagrass, and stargrasses (*Cynodon* spp.), use 2 to 4 pints of this product to control or suppress weeds after planting vegetative propagules (stolens) of hybrid bermudagrasses. In addition to the weeds listed in Tables 1 and 2, this rate of this product will control or suppress annual sedges, broadleaf signalgrass, crabgrass, and goosegrass. Best results will be obtained if this product is applied at the germinating stage of weeds. Under favorable conditions, this is usually 7 to 10 days after planting these grasses. Reduced control can be expected if weeds are allowed to reach 1" in height before application or if germination of weeds occurs 10 days after application.

Do not use on bentgrass, susceptible grass pastures (such as carpetgrass, buffalograss, or St. Augustine grass), wild winter peas, vetch, clover, and alfalfa pastures as injury will occur.

When perennial weeds are reaching maturity, mowing and allowing some regrowth will enhance control. Difficult to control weeds and brush may require repeat applications.

For pasture renovations, wait 3 weeks per quart (2 pints) of this product used per acre before interseeding or injury may occur if grasses are grown for seed or for seed-down purposes, do not apply after grass reaches the joint stage.

Grazing and Feeding Non-lactating Animals: There is no waiting period between treatment and grazing for non-lactating animals. Do not permit meat animals being finished for slaughter to graze treated fields within 30 days of slaughter.

Grazing and Feeding Lactating Animals: Do not graze lactating dairy animals within 7 days of treatment.

Dry hay and Silage: Treated grasses may be harvested for dry hay or silage but do not harvest within 37 days of treatment.

PASTURE AND RANGELAND TANK MIXES

This product may be applied in tank mixes with one or more of the following herbicides:

- Ally®
- Amber®
- Banvel®
- Clarity®
- Rave®

PASTURES, RANGELAND FOR GRASS (HAY, SILAGE) USE PRECAUTIONS

Do not cut forage for hay within 7 days of application.

Postemergence:

For susceptible annual and biennial broadleaf weeds: Use 2.75 pints per acre per application.

For moderately susceptible biennial and perennial broadleaf weeds: Use 2.75 to 5.5 pints per acre per application.

For difficult to control weeds and woody plants: Use 5.5 pints per acre per application.

Spot treatment: Use 5.5 pints per acre.

Maximum of two applications per year.

Maximum of 11 pints ae/acre per year.

Minimum of 30 days between applications.

If grass is to be cut for hay, Agricultural Use Requirements for the Worker Protection Standard are applicable.

SORGHUM

Rates and Timings

Apply 1 pint of this product per acre to sorghum in the 3 to 5 leaf stage (4 to 8" tall). For best performance, apply this product when weeds are small (less than 3" tall).

Applications of this product to sorghum during periods of rapid growth may result in temporary leaning of plants or rolling of leaves. These effects are usually outgrown within 10 to 14 days. Sorghum growing under conditions of stress such as high moisture, low fertility, and abnormal temperature may be more sensitive to applications of this product.

Do not use surfactants or oils with postemergence applications of this product on sorghum crops.

Do not use this product if the potential for sorghum injury is not acceptable.

IF sorghum is grown for pasture, hay, or silage, refer to Pasture and Rangeland in the section VI. Crop-Specific section information for livestock grazing and feeding restrictions.

Do not apply this product to sorghum grown for seed production.

Make no more than one postemergence application per growing season.

SORGHUM TANK MIXES

This product may be applied in tank mixes with one or more of the following herbicides:

- Atrazine
- Basagran®
- Buctril®
- Laddok® S-12
- Paramount®
- Peak®
- Permit®

SORGHUM USE PRECAUTIONS

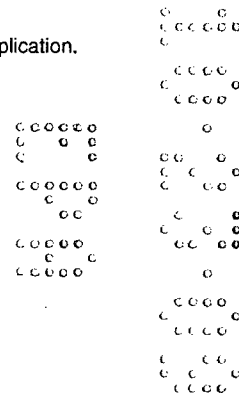
The preharvest interval (PHI) is 30 days.

Do not permit meat or dairy animals to consume treated crop as fodder or forage for 30 days following application.

Postemergence (acid, salts, and amines):

Limited to 1 application per crop cycle.

Maximum of 2.75 pints per acre per application.



SUGARCANE

Applications of this product can be made any time after the weeds have emerged and are actively growing but prior to the close-in stage of sugarcane. When possible, direct the spray beneath the sugarcane canopy in order to minimize the likelihood of crop injury. The use of directed sprays will also aid in maximizing spray coverage of weed foliage. Application rates and timing are given below. Use the higher level of listed rate ranges when treating dense vegetative growth.

Rate:

- For control of listed annual broadleaf weeds, apply 2 pints of this product per treated acre.
- For suppression of listed perennial weeds, apply 1 to 5.5 pints of this product per treated acre. Retreatments may be made as needed, however, do not exceed 11 pints of this product per treated acre during a growing season.

SUGARCANE TANK MIXES

This product may be applied in tank mixes with one or more of the following herbicides:

- Asulox®
- Atrazine
- Evik®
- Lexone®
- Sencor®
- Sinbar®

SUGARCANE USE PRECAUTIONS

Do not harvest cane prior to crop maturity.
 Do not apply more than 11 pints per acre per crop cycle.
 The preharvest interval (PHI) is 87 days.

Preemergence:

Limited to one application per crop cycle.
Maximum of 5.5 pints per acre per application.

Postemergence:

Limited to one application per crop cycle.
Maximum of 5.5 pints /acre per application.

WHEAT

(Fall and Spring - Seeded)

If small grains are grown for pasture or hay only, refer to Pastures, Rangeland and Grass (Hay, Silage). Do not graze or harvest for livestock feed prior to crop maturity. Do not use this product in wheat underseeded with legumes.

EARLY SEASON APPLICATIONS: Apply 0.5 to 1 pint of this product per acre to wheat unless using one of the wheat specific programs below. Early season applications to spring-seeded wheat must be made after tillering and before wheat reaches the 6-leaf stage.

Early season applications to fall-seeded wheat must be made after tillering and prior to the jointing stage. Care should be taken in staging early developing wheat varieties such as TAM 107, Madison, or Wakefield to be certain that the application occurs prior to the jointing stage.

SPECIFIC USE PROGRAMS FOR FALL-SEEDED WHEAT ONLY: Up to 1.4 pints of this product per acre may be applied on fall-seeded wheat after the wheat begins to tiller for suppression of perennial weeds, such as field bindweed. Applications may be made in the fall following a frost but before a killing freeze. Periods of extended stress such as cold and wet weather may enhance the possibility of crop injury. For fall applications only, do not use if the potential for crop injury is not acceptable.

PREHARVEST APPLICATIONS: This product can be used to control weeds that may interfere with harvest of wheat. Apply up to 1.4 pints of KambaMaster per acre as a broadcast or spot treatment to annual broadleaf weeds when wheat is in the hard dough stage and the green color is gone from the nodes (joints) of the stem. Best results will be obtained if application can be made when weeds are actively growing but before weeds canopy. A waiting interval of 7 days is required before harvest. Do not use preharvest-treated wheat for seed unless a germination test is performed on the seed with an acceptable result of 95% germination or better. For control of additional broadleaf weeds or grasses, this product may be tank mixed with other herbicides such as Ally or Roundup® Ultra that are registered for preharvest use in wheat.

Preharvest use of this product is not registered for use in California.

WHEAT USE PRECAUTIONS

The preharvest interval (PHI) is 14 days.
Limited to 4.9 pints per acre per crop cycle.

Preemergence:

Limited to one postemergence application per crop cycle.
Maximum of 3.5 pints per acre per application.

Preharvest:

Limited to one preharvest application per crop cycle.
Maximum of 1.4 pints per acre per application.

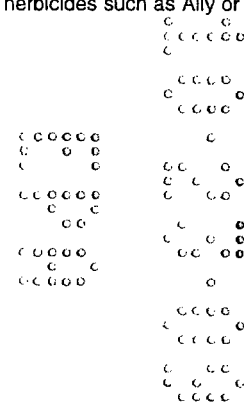


Table 5. WHEAT TANK MIXES

Tank Mix Partner	Rate Per Acre
Aim™	0.3 ounce
Ally®	0.05 to 0.1 ounce ¹
Amber®	0.14 to 0.28 ounce ¹
Bronate®	0.75 to 1.5 pints
Buctril®	1 to 1.5 pints
Canvas®	0.2 to 0.4 ounce ¹
Curtail®	2 to 2.67 pints
Dakota® ²	16 fluid ounces
Express®	0.083 to 0.167 ounce ¹
Finesse®	0.167 to 0.33 ounce ¹
Glean®	0.167 ounce ¹
Harmony® Extra	0.167 to 0.33 ounce ¹
Karmex® ³	0.5 to 1.5 pounds
2,4-D amine	4 to 20 fluid ounces ⁴
Metribuzin ³ (Sencor®, Lexone®)	0.25 to 0.375 pound a.i.
Peak® ¹	0.25 to 0.38 ounce
Stinger®	4 to 5.33 fluid ounces
Tiller® ²	1 to 1.7 pints

- 1 Do not use low rates of sulfonylurea herbicides, such as Ally, Amber, Canvas, Express, Finesse, Glean, Harmony Extra, and Peak on more mature weeds or on dense vegetative growth.
- 2 Do not use this product as a tank mix treatment with Dakota or Tiller on Durum wheat. Do not tank mix with Tiller if wild oat is the target weed.
- 3 Tank mixes with Karmex and metribuzin are for use in fall-seeded wheat only.
- 4 This product contains 0.36 pounds a.e. of 2,4-D per pint. When tank mixing with 2,4-D, do not exceed a combined total of 1.0 pound a.e. per acre of 2,4-D and do not exceed 0.5 pound a.e. of 2,4-D unless injury to wheat is acceptable.

PREPLANT APPLICATION DIRECTIONS FOR BROADLEAF CONTROL IN CROPLAND ROTATED TO WHEAT (POST-HARVEST / FALLOW / STUBBLE / SET-ASIDE)

WEEDS CONTROLLED

This product, when applied at the listed rates, will control the ANNUAL and BIENNIAL weeds and suppress the PERENNIAL weeds listed below.

ANNUALS		
Buckwheat, Wild	Mustards	Salsify, Western
Cockle, Cow	Nightshade, Black	Smartweed, Pennsylvania
Cocklebur, Common	Pigweed, Redroot (Carelessweed)	Sowthistle, Annual
Knotweed	Pigweed, Rough	Sunflower
Kochia	Purslane, Common	Tansymustard
Lambsquarters, Common	Ragweed, Common	Thistle, Russian
Mallow, Common	Sage, Lanceleaf	Velvetleaf
BIENNIALS		
Carrot, Wild	Starthistle, Yellow	Thistle, Musk
Ragwort, Tansy	Thistle, Bull	Thistle, Plumeless
PERENNIALS		
Bindweed, Field	Dock, Curly	Thistle, Canada

RATES AND TIMING

Application may be made to fallow land, wheat stubble or land to be rotated to wheat. Application should be made to emerged and actively growing weeds. Use higher rate when treating dense vegetative growth. Avoid disturbing treated areas for seven days following application.

Wheat injury may occur if the interval between application and planting is less than 10 days for each pint per acre of this product is used. Exclude days when ground is frozen.

<u>Weed Type & Stage</u>	<u>Broadcast Rate Per Treated Acre Amount</u>
Annual	
Small, actively growing (less than 4 inches)	1.0 to 1.5 pints
Established weed growth (greater than 4 inches)	1.5 to 3.0 pints
Biennial	
Rosette diameter	
(3 inches or less)	1.5 to 2.0 pints
(3 inches or more)	2.0 to 4.0 pints
Greater than 4 inches, tillering Bolted or flowering	4.0 pints
Perennial	
Suppression or top growth control	2.0 to 4.0 pints
Seasonal Control	4.0 to 8.0 pints

Add 0.5% v/v of an agriculturally approved surfactant to this product when used alone or in a tank mix. The addition of a surfactant will enhance spray coverage and the herbicide's penetration of weed foliage. Retreatment may be made 30 days after initial treatment; however, do not exceed a total of 8 pints of this product per treated acre per year.

Cropland Rotated to Wheat (Post-Harvest / Fallow / Stubble / Set-Aside) Restrictions:

Plant only labeled crops within 29 days following application.

Limited to 2 applications per year.


Maximum of 2.0 lbs 2,4-D ae/acre per application.

Minimum of 30 days between applications.

TANK MIX TREATMENTS

This product may be tank mixed with one or more of the following herbicides for control of grasses or additional broadleaf weeds. Read and follow the label of each tank mix product used for precautionary statements, directions for use, rates and timings, weeds controlled, geographic or other restrictions. Add 0.5% v/v of an agriculturally approved surfactant to all tank mixes.

<u>Herbicide</u>	<u>Rate Per Treated Acre (lbs a.i.)</u>
Atrazine	1/2 to 3.0
Chlorsulfuron	0.016 to 0.024
Glyphosate	1/4 to 2.0
Metribuzin	1/3 to 3/4
Paraquat	1/2 to 1.0



BETWEEN CROP APPLICATIONS, CONSERVATION RESERVE PROGRAMS, GENERAL FARMSTEAD AND FALLOW SYSTEMS

These uses are considered Food/Feed Crops when harvested, grazed or foraged. Consult Section III. for adjuvant restrictions and Section VII. on Non-Food/Feed Use for specific use directions.

**SECTION VII. NON-FOOD/FEED USE (Land not Harvested, Grazed or Foraged) -Specific Information
BETWEEN CROP APPLICATIONS**

PREPLANT DIRECTIONS (POSTHARVEST, FALLOW, CROP STUBBLE, SET-ASIDE) FOR BROADLEAF WEED CONTROL: This product herbicide can be applied either postharvest in the fall, spring, or summer during the fallow period or to crop stubble/set-aside acres. Apply this product as a broadcast or spot treatment to emerged and actively growing weeds after crop harvest (postharvest) and before a killing frost or in the fallow cropland or crop stubble the following spring or summer.

See Crop Rotational Restrictions in Section V. General Restrictions and Limitations for the recommended interval between application and planting to prevent crop injury.

Rates and Timings: Apply 0.5 to 5.5 pints of this product per acre. Refer to Table 1 to determine use rates for specific targeted weed species. Retreatments may be made as needed; however, do not exceed a total of 5.5 pints of this product per treated acre during a growing season. For best performance, apply this product when annual weeds are less than 6" tall, when biennial weeds are in the rosette stage and to perennial weed regrowth in late summer or fall following a mowing or tillage treatment. The most effective control of upright perennial broadleaf weeds such as Canada thistle and Jerusalem artichoke occurs if this product is applied when the majority of weeds have at least 4 to 6" of regrowth or for weeds such as field bindweed and hedge bindweed that are in or beyond the full bloom stage.

Avoid disturbing treated areas following application. Treatments may not kill weeds that develop from seed or underground plant parts such as rhizomes or bulbets, after the effective period for this product. For seedling control, a follow-up program or other cultural practices could be instituted.

POSTHARVEST, FALLOW, CROP STUBBLE, SET-ASIDE USE PRECAUTIONS

Plant only labeled crops within 29 days following application.

Limited to 2 applications per year.

Maximum of 5.5 pints per acre per application.

Minimum of 30 days between applications.

BETWEEN CROP TANK MIXES

In tank mixes with one or more of the following herbicides, apply 0.5 to 2 pints of this product per acre for control of annual weeds, or 2 to 8 pints of this product per acre for control of biennial and perennial weeds:

- Aim™
- Ally®
- Amber®
- Atrazine
- Bladex®
- Curtail®
- Cyclone®
- Distinct®
- Fallowmaster®
- Finesse®
- Glyphosate
- Gramoxone® Extra
- Kerb®
- Landmaster® BW
- Paramount®
- Sencor®
- Trooper® 22K
- Touchdown®
- 2,4-D

CONSERVATION RESERVE PROGRAMS AND GENERAL FARMSTEAD

This product is recommended for use for Conservation Reserve Programs, general farmstead (non-cropland only), weed and brush control, or use in State Recognized Noxious Weed areas (noncropland areas).

Refer to Tables 1 and 2 for rate selection based on targeted weed or brush species. Some weed species will require tank mixes for adequate control.

Rates above 4 pints of this product per acre are for spot treatments only. Retreatments may be made as needed; however, do not exceed a total of 5.5 pints of this product per treated acre during a growing season.

CONSERVATION RESERVE PROGRAMS AND GENERAL FARMSTEAD USE PRECAUTIONS

The preharvest interval (PHI) is 7 days (cut forage for hay).

Application to woody plants is limited to one per year.

Postemergence:


Limited to 2 applications per year.

Maximum of 5.5 pints per acre per application.

Minimum of 30 days between applications.

If grass is to be cut for hay, Agricultural Use Requirements for the Worker Protection Standard are applicable.

For program lands, such as Conservation Reserve Program, consult program rules to determine whether grasses or hay may be used. The more restrictive requirements of the program rules or this label must be followed.



FARMSTEAD AND FENCEROW TREATMENT APPLICATION INSTRUCTIONS

This product may be applied using water or oil and water emulsions in spot application to control undesirable vegetation using handgun or similar types of application equipment. In addition to weed species listed in Tables 1 and 2, these treatments may be used to control or suppress woody plant species listed in Table 6.

To prepare oil and water emulsions, mix in the order and proportions indicated below.

The solution should remain milky colored without an oily layer on top when under agitation. If an oily layer forms, increase the amount of emulsifier or change to a more effective emulsifier.

Do not exceed 40 gallons of spray solution per treated acre per application. Forty gallons of spray solution contains 1.0 pound acid equivalent of dicamba and 2.87 pounds acid equivalent of 2,4-D. Spray plants to wet. Do not allow this spray mix to contact desirable vegetation.

To control brush, briars, and weeds along fencerows surrounding pasture and ranch lands, and fallow fields, use a tank mix of 2.5% of KambaMaster 87.5% water, 10% diesel oil, and sufficient emulsifier (to mix the diesel and emulsifier). The diesel oil in this tank mix will damage or kill desirable grasses and should not be used in pastures or where damage to desirable species cannot be tolerated.

- 1) **Water:** Begin by agitating a thoroughly clean sprayer tank with the desired quantity of clean water. Maintain constant agitation during complete mixing procedure.
- 2) **Emulsifier:** Add 0.5% volume to volume.
- 3) **KambaMaster:** Add 2.5 gallons per 100 gallons of total intended solution.
- 4) **Diesel Oil:** Add 10 gallons per 100 gallons of total intended solution.

Maintain constant agitation during application. Under good agitation, the spray solution should be milky white with no oil layer on top. If an oil layer forms, increase the amount of emulsifier or change to a more effective emulsifier.

FOR SPRAYING FOLIAR APPLICATIONS:

1. Spray when leaves have reached full size but have not hardened due to drought or maturity.
2. Spray individual plants to wet with handgun.
3. For larger stems (up to 3" in diameter) and hard to control species, direct spray stream to base of stems to wet the stem at soil surface in addition to wetting the foliage.
4. Do not apply under drip line of desirable trees or adjacent to desirable vegetation.

FOR DORMANT BASAL APPLICATIONS:

1. Increase diesel oil content to 15% or 15 gallons of diesel oil per 100 gallons of total solution.
2. Spray in late winter and early spring before plants break dormancy.
3. Spray the bottom 24" of the target stem to wet on all sides.
4. For larger stems (up to 3" in diameter) and hard to kill species direct the spray solution to the base of target stems to wet the soil at the stem/soil junction in addition to wetting the stem.
5. Do not apply under drip line of desirable trees or adjacent to desirable vegetation.

FOR CUT SURFACE TREATMENTS:

Apply this product in an undiluted state as a cut surface treatment to control unwanted trees and prevent sprouts of cut trees.

- **Frill or Girdle Treatments:** Make a continuous cut or a series of overlapping cuts using an axe to girdle tree trunk. Spray or paint the cut surface with this product.
- **Stump Treatments:** Spray or paint freshly cut surface with this product. The cambium layer (the area adjacent to the bark) should be thoroughly wet. Treat stumps within 6 hours after cutting.

TABLE 6. The following list of trees and vines can be controlled on farmsteads and fencerows as foliar, basal, or cut surface treatments:

Alder	Dogwood	Kudzu	Rose, McCartney
Ash	Elm	Locust, Black	Rose, Multiflora
Aspen	Grape	Maple	Sagebrush, Fringe
Basswood	Greenbriar	Mesquite	Sassafras
Beech	Hawthorn (Thornapple)	Oak	Spruce
Blackberry	Hemlock	Oak, Poison	Sumac
Blackgum	Hickory	Olive, Russian	Sweetgum
Cedar	Honeylocust	Persimmon, Eastern	Sycamore
Cherry	Honeysuckle	Pine	Tarbrush
Chinquapin	Hornbeam	Plum, Sand (Wild Plum)	Willow
Cottonwood	Huckleberry	Poplar	Witchhazel
Creosotebush	Huisache	Rabbitbrush	Yaupon
Dewberry	Ivy, Poison	Redcedar, Eastern	Yucca

NON-CROP APPLICATIONS

RIGHTS-OF-WAY (RAILROAD, ROADSIDES, UTILITY, PIPELINE), NON-SELECTIVE FOREST BRUSH CONTROL, INDUSTRIAL SITES, NON-IRRIGATION DITCHBANKS, AND OTHER NON-CROP AREAS.

SPECIES CONTROLLED

When used as directed, this product will control or suppress many herbaceous broadleaf weeds (annual, biennial, and perennial) as well as many unwanted woody plant and vine species. Species controlled include:

ANNUALS

Buckwheat, wild	Cocklebur	Lambsquarter	Purslane
Carpetweed	Daisy, English	Morningglory	Ragweed
Chickweed	Henbit	Mustard	Smartweed
Clover	Knaw	Pigweed	Velvetleaf

BIENNIALS

Ragwort, Tansy	Thistle, Musk
----------------	---------------

PERENNIALS

Bindweed, Field	Dogfennel	Sorrel, Sheep
Carrot, Wild	Knapweed, Russian	Spurge, Leafy
(Queen Anne's Lace)	Milkweed	Thistle, Canada
Dock, Curly	Ragweed, Perennial	Toadflax, Dalmatian

WOODY BRUSH AND VINES

Alder	Cucumber tree	Locust	Redcedar, Eastern*	Snowberry
Ash	Dogwood*	Maple	Redvine	Spruce
Aspen	Elderberry	Oak	Rose, Multiflora*	Sumac
Basswood	Elm	Olive, Russian	Sagebrush	Sycamore
Beech	Gum	Persimmon	Sassafras	Trumpetcreeper
Birch	Hawthorn*	Pine	Schinus	Waxmyrtle
Blackberry*	Hemlock	Plum, Wild*	(Florida Holly,	Willow
Cherry	Honeysuckle	Poplar	Brazil Peppertree,	Witchhazel
Creepers, Virginia	Ivy, Poison	Puncturevine	Christmas-berry)	Yaupon*
Creosotebush*	Kudzu	Raspberry	Serviceberry	

*Suppression

RATES

Regardless of the species to be controlled, spray volumes should be high enough to allow for good spray coverage. Make applications when weeds and brush are actively growing. The addition of surfactants can increase control. Biennials are best controlled when treated in the rosette stage. Regrowth may occur on resistant species. Retreatments may be made as needed; however, do not exceed 5.5 quarts per treated acre during the growing season of this product per treated acre. To control additional weed species, this product may be tank mixed with any of the products listed on this label.

HERBACEOUS BROADLEAF WEED CONTROL

Apply 1 to 2.75 quarts of this product in 20 to 100 gallons of water per treated acre, (3/4 to 2 ounces per 1,000 square feet). When using low-volume application equipment, 3 to 20 gallons of water per acre is acceptable. 1 to 2 quarts (3/4 to 1.5 ounces) of this product is recommended for annuals, 1.5 to 2.75 quarts (1.1 to 2 ounces) for biennials and easy-to-kill perennials, and 2.75 quarts for established perennials. Do not apply more than 5.5 quarts of product per treated acre.

BRUSH AND VINE CONTROL

High Volume Foliar Spot Applications: Mix 2.75 to 5.5 quarts of this product in enough water to make 100 gallons of spray mix. When using low-volume application equipment, 3 to 20 gallons of water per acre is acceptable. Spray volume applied will depend on the size and density of the brush to be treated, but do not apply more than 5.5 quarts of product per treated acre. Direct the spray to treat all foliage, stems, and root collars to wet.

Broadcast Applications with Ground Equipment: Apply 2.75 to 5.5 quarts of this product in 20 to 100 gallons of water per treated acre. When using low-volume application equipment, 3 to 20 gallons of water per acre is acceptable. Spray volume applied will depend on the size and density of the brush to be treated, but do not apply more than 5.5 quarts of product per treated acre. Spray all foliage, stems and root collars to wet.

19
23

AERIAL APPLICATIONS

Aerial applications may be made to control either herbaceous or woody plants. Apply 1 to 2.75 quarts of this product (for herbaceous weeds) or 2.75 to 5.5 quarts of this product (for woody brush and vines) in 5 to 40 gallons of water per treated acre. Coverage is important, so increase spray volume when treating dense stands of brush or weeds. Do not apply more than 5.5 quarts of product per treated acre.

TANK MIX TREATMENTS

READ AND FOLLOW THE LABEL OF EACH TANK MIX PRODUCT USED FOR PRECAUTIONARY STATEMENTS, DIRECTIONS FOR USE, AND OTHER RESTRICTIONS. For broader spectrum control, this product may be tank mixed with one or more of the following herbicides for noncropland uses (e.g. railroad, highway, pipeline, etc.) including forest management, pastures and rangeland applications, if permitted by product labeling (e.g. 2,4-D). Add water to the spray tank prior to the addition of the tank mix products. Do not premix concentrates.

HERBICIDE	RATE (LBS. A.I./TREATED ACRE)
Amitrol*	1.8 to 8.0
Asulam (Asulox®)	2.92 to 6.68
Atritol	4.77 to 39.96
Bromacil (Hyvar®)	1.6 to 24.0
Clorflurecol (Maintain®)	2.0 to 3.0
Chlorsulfuron (Chlorsulf E-Pro)	0.1875 to 2.25 oz.***
Dalapon	4.25 to 12.75
Dicamba (Diablo®)	0.25 to 1.75****
Diquat	0.5 to 1.0
Diuron (Karmex®)	4.0 to 48.0
Fenac (Fenatrol®)	4.5 to 18.0
Fosamine ammonium (Krenite®)	6.0 to 12.0
Glyphosate (Razor®)	0.75 to 3.75
Hexazinone (Velpar®)	0.675 to 10.8
Imazapyr** (Polaris®)	0.5 to 1.5
Limit®**	0.625
Maleic hydrazide (Royal Slo-Gro®)	2.25 to 4.5
Mefluidide (Embark®)	0.25 to 1.0
Metsulfuron Methyl (Patriot®)¹	0.3 to 0.9***
MSMA	1.0 to 2.475
Paraquat*	0.5
Picloram* (Trooper®)	2.0 to 3.0
Simazine* (Princep®)	4.8 to 40.0
Sulfometuron methyl (Oust®)	0.75 to 9.0 oz.***
Tebuthiuron (Spike®)	1.0 to 16.0
Triclopyr (Tahoe®)	0.75 to 12.0
2,4-D	0.475 to 3.5*****
2,4-DP	0.5 to 11.1

Due to variations that may occur in formulated products and specific use ingredients (e.g. water supplies) a COMPATIBILITY TEST as described below is recommended prior to actual tank mixing.

- * Restricted use pesticides limited to certified applicators.
- ** Limit does not have a common name.
- *** Chlorsulf E-Pro = 0.1875 to 2.25 ounces a.i./acre (0.25 to 3.0 ounces product/acre)
Oust = 0.75 to 9.0 oz. a.i./acre (1.0 to 12.0 ounces product/acre)
Patriot = 0.3 to 0.9 oz. a.i.(0.5 to 1.5 ounces product/acre)
- **** Do not exceed a total of 2 pounds a.i. dicamba per treated acre per growing season. (This product contains 1 pound a.i. dicamba per gallon.)
- ***** Use of extremely hard water (500 ppm) may cause this product to form a precipitate when used in a tank mix with this product. Do not exceed 4 pounds total 2,4-D acid equivalent per acre per application per site.

Using this product and Patriot to reduce the development and spread of resistant biotypes and problem weeds such as Kochia and Russian thistle: Some commonly resistant weeds typically require multiple spray applications to obtain adequate control. To reduce the number of applications required, applicators can utilize a mixture of Patriot and this product. Apply as a tank mix for postemergence as follows: Add 0.5 ounce of Patriot to 1 quart of this product per acre. A non-ionic or silicone surfactant may be used for wetting, penetration or drift control.

NOTE: All intended tank mix combinations should be used only in recommended areas on the same broadleaf weed species found on both labels. For application methods and other use specifications, use the most restricted limitations from labeling of both products.

29
23

COMPATIBILITY TEST

Before mixing in the spray tank, it is advisable to test compatibility by mixing all components in a small container in proportionate quantities (see following table).

AMOUNT OF HERBICIDE TO ADD TO ONE PINT OF SPRAY CARRIER (ASSUMING VOLUME IS 25 GALLONS PER ACRE)

<u>HERBICIDE FORMULATIONS</u>	<u>RATE PER ACRE</u>	<u>LEVEL TEASPOONS</u>
Dry	1 pound	1-1/2
Liquid	1 pint	1/2

If herbicide(s) do not ball-up or form flakes, sludge, gels, oily films or layers, or other precipitates, then the tested components are compatible. Usually incompatibility in any of the above described forms will occur within 5 minutes after mixing. If components are incompatible, the use of a compatibility agent is recommended. Rerun the above COMPATIBILITY TEST with a suitable compatibility agent (1/4 teaspoon is equivalent to 2 pints per 100 gallons of spray solution).

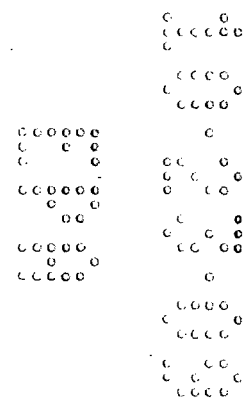
PROCEDURE FOR CLEANING SPRAY EQUIPMENT

The steps listed below are suggested for thorough cleaning of spray equipment following applications of this product or tank mixes of this product plus 2,4-D Amine.

- 1) Hose down thoroughly the inside as well as outside surfaces of equipment while filling the spray tank half full of water. Flush by operating sprayer until the system is purged of the rinse water.
- 2) Fill tank with water while adding 1 quart of household ammonia or 1/4 pint of Neutral-Clean™ for every 25 gallons of water. Operate the pump to circulate the ammonia solution through the sprayer system for 15 to 20 minutes and discharge a small amount of the ammonia solution through the boom and nozzles. Let the solution stand for several hours, preferable overnight.
- 3) Flush the solution out of the spray tank through the boom.
- 4) Remove the nozzles and screens and flush the system with two full tanks of water.

The steps listed below are suggested for thorough cleaning of spray equipment used to apply this product as a tank mix with wettable powders (WP), emulsifiable concentrates (EC), or other types of water-dispersible formulations. Tank mixing this product with water-dispersible formulations, requires the use of a water/detergent rinse.

- 5) Complete step 1.
- 6) Fill tank with water while adding 2 pounds of detergent for every 40 gallons of water. Operate the pump to circulate the detergent solution through the boom and nozzles. Let the solution stand for several hours, preferably overnight.
- 7) Flush the detergent solution out of the spray tank through the boom.
- 8) Repeat step 1, and follow with steps 2, 3 and 4.



21
23

WEEDS LISTED IN THIS LABEL

ANNUALS		BIENNIALS AND PERENNIALS	
Common Name	Scientific Name	Common Name	Scientific Name
Beebalm, Spotted	<i>Monarda punctata</i>	Bindweed, Field	<i>Convolvulus arvensis</i>
Broomweed, Common	<i>Gutierrezia dracunculoides</i>	Bittercress	<i>Cardamine spp.</i>
Buckwheat, Wild	<i>Polygonum convulvulus</i>	Buckeye	<i>Aesculus spp.</i>
Buffalobur	<i>Solanum rostratum</i>	Bullnettle	<i>Cnidiosculus stimulosus</i>
Burdock	<i>Arctium spp.</i>	Chicory	<i>Cichorium intybus</i>
Buttercup, Corn	<i>Ranunculus arvensis</i>	Clover, Hop	<i>Trifolium aureum</i>
Carpetweed	<i>Mollugo verticillata</i>	Dandelion	<i>Taraxacum officinale</i>
Chickweed, Common	<i>Stellaria media</i>	Dock, Curly	<i>Rumex crispus</i>
Cockle, Corn	<i>Agrostemma githago</i>	Elderberry	<i>Sambucus canadensis</i>
Cocklebur, Common	<i>Xanthium strumarium</i>	Goldenrod, Missouri	<i>Solidago missouriensis</i>
Coreopsis, Plains	<i>Coreopsis tinctoria</i>	Goldenweed, Common	<i>Isocoma coronopifolia</i>
Croton, Woolly	<i>Croton capitatus</i>	Groundsel	<i>Senecio vulgaris</i>
Daisy, English	<i>Bellis perennis</i>	Honeysuckle, Hairy	<i>Lonicera</i>
Devilsclaw	<i>proboscidea luisianica</i>	Horsenettle	<i>Solanum carolinense</i>
Dogfennel(Cypressweed)	<i>Eupatorium capillifolium</i>	Ivy, Poison	<i>Rhus radicans</i>
Eveningprimrose, Cutleaf	<i>Oenothera lacinata</i>	Knapweed, Black	<i>Centaurea nigra</i>
Flax	<i>Linum catharticum</i>	, Russian	<i>Centaurea repens</i>
Fleabane, Annual	<i>Erigeron annuus</i>	, Spotted	<i>Centaurea maculosa</i>
Flixweed	<i>Descurainia sophia</i>	Marshelder	<i>Ina annua</i>
Henbit	<i>Lamium amplexicaule</i>	Mesquite	<i>Prosopis juliflora</i>
Knawl	<i>Scleranthus annuus</i>	Milkweed, Antelopehorn	<i>Asclepius</i>
Knotweed, Prostrate	<i>Polygonum aviculare</i>	Nightshade, Silverleaf	<i>Solanum elaeagnifolium</i>
Kochia	<i>Kochia scoparia</i>	, Black	<i>Solanum nigrum</i>
Lambsquarters, Common	<i>Chenopodium album</i>	Persimmon, Eastern	<i>Diospyros virginiana</i>
Lettuce, Prickly	<i>Lactuca serriola</i>	Rabbitbrush	<i>Chrysanthemus pulchellus</i>
Mallow, Common	<i>Malva neglecta</i>	Ragwort, Tansy	<i>Senecio jacobina</i>
Morningglory, Ivyleaf	<i>Ipomea hederacea</i>	Redvine	<i>Brunnichia ovata</i>
, Tall	<i>Ipomea purpurea</i>	Sagebrush, Fringed	<i>Artemisia frigida</i>
Mustard, Annual	<i>Brassica spp.</i>	Smartweed, Swamp	<i>Polygonum coccineum</i>
, Tansy	<i>Descurainia pinnata</i>	Sorrel, Red (Sheep Sorrel)	<i>Rumex acetosella</i>
Pennycress, Field	<i>Thlaspi arvense</i>	Sowthistle, Perennial	<i>Sonchus arvensis</i>
Pepperweed, Virginia	<i>Lepidium virginicum</i>	Spurge, Leafy	<i>Euphorbia esula</i>
Pigweed, Prostrate	<i>Amaranthus blitoides</i>	Starthistle, Yellow	<i>Centauria solstitialis</i>
, Redroot	<i>Amaranthus retroflexus</i>	Tallow Tree, Chinese	<i>Sapium sebiferum</i>
, Smooth	<i>Amaranthus hybridus</i>	Thistle, Bull	<i>Cirsium vulgare</i>
, Tumble	<i>Amaranthus albus</i>	, Canada	<i>Cirsium arvense</i>
Poorjoe	<i>Diodia teres</i>	, Musk	<i>Carduus nutans</i>
Purslane, Common	<i>Portulaca oleracea</i>	, Plumless	<i>Carduus acanthoides</i>
Ragweed, Common	<i>Ambrosia artemisiifolia</i>	Toadflax, dalmatian	<i>Linaria dalmatica</i>
, Lance-Leaf	<i>Ambrosia bidentata</i>	Vetch	<i>Vicia spp.</i>
, Western	<i>Ambrosia psilostachya</i>	Yankeeweed	<i>Eupatorium compositifolium</i>
Sedge	<i>Cyperus compressus</i>		
Shepherdspurse	<i>Capsella bursa-pastoris</i>		
Smartweed, Pennsylvania	<i>Polygonum pensylvanicum</i>		
Sneezeweed, Bitter	<i>Helenium amurum</i>		
Sunflower, Common (Wild)	<i>Helianthus annuus</i>		
Thistle, Russian	<i>Salsola iberica</i>		
Velvetleaf	<i>Abutilon theophrasti</i>		

C
C C C C
C C C C
C C C C
C C C C
C C C C
C C C C
C C C C
C C C C
C C C C
C C C C
C C C C
C C C C

22
23

FOOD/FEED CROP USES

This product can be used on the following:

- * Conservation Reserve Program Land
- * Fallow Systems (Between Crop Applications)
- * General Farmstead

Grain Sorghum
 Grass (Hay or Silage)
 Pastures
 Rangeland
 Sugarcane
 Wheat

*These crops are considered Food/Feed crops only when harvested, grazed or foraged. Otherwise, they are considered as non-Food/Feed uses.

Use of this product in certain portions of California, Oregon and Washington is subject to the January 22, 2004 Order for Injunction Relief in Washington Toxics Coalition, et.al. v. EPA, C01-0132C (W.D.WA). For further information, please refer to EPA website: <http://www.epa.gov/espp>.

STORAGE AND DISPOSAL

Do not contaminate water, food, or feed by storage and disposal.

PESTICIDE STORAGE: Do not store below 32° F or above 100° F. Store in original container in a well-ventilated area separately from fertilizer, feed, and foodstuffs. Avoid cross-contamination with other pesticides.

PESTICIDE DISPOSAL: Pesticide wastes are toxic. Wastes resulting from this product may be disposed of on site or at an approved waste disposal facility. Improper disposal of excess pesticide, spray mix, or rinsate is a violation of federal law. If these wastes cannot be disposed of according to label instructions, contact the state agency responsible for pesticide regulation or the Hazardous Waste representative at the nearest EPA Regional Office for guidance..

CONTAINER DISPOSAL: Nonrefillable Containers 5 Gallons or Less: Nonrefillable container. Do not reuse or refill this container. Offer for recycling if available. Triple rinse container (or equivalent) promptly after emptying. **Triple rinse as follows:** Empty the remaining contents into application equipment or a mix tank and drain for 10 seconds after the flow begins to drip. Fill the container 1/4 full with water and recap. Shake for 10 seconds. Pour rinsate into application equipment or a mix tank or store rinsate for later use or disposal. Drain for 10 seconds after the flow begins to drip. Repeat this procedure two more times. Then offer for recycling or reconditioning, or puncture and dispose of in a sanitary landfill, or by other procedures approved by State and local authorities. Plastic containers are also disposable by incineration, or, if allowed by State and local authorities, by burning. If burned stay out of smoke.

Nonrefillable containers larger than 5 gallons: Nonrefillable container. Do not reuse or refill this container. Offer for recycling if available. If recycling or reconditioning not available, puncture and dispose of in a sanitary landfill, or by other procedures approved by State and local authorities. Plastic containers are also disposable by incineration, or, if allowed by State and local authorities, by burning. If burned stay out of smoke. Triple rinse or pressure rinse container (or equivalent) promptly after emptying. **Triple rinse as follows:** Empty the remaining contents into application equipment or a mix tank. Fill the container 1/4 full with water. Replace and tighten closures. Tip container on its side and roll it back and forth, ensuring at least one complete revolution, for 30 seconds. Stand the container on its end and tip it back and forth several times. Turn the container over onto its other end and tip it back and forth several times. Empty the rinsate into application equipment or a mix tank or store rinsate for later use or disposal. Repeat this procedure two more times. **Pressure rinse as follows:** Empty the remaining contents into application equipment or a mix tank and continue to drain for 10 seconds after the flow begins to drip. Hold container upside down over application equipment or mix tank or collect rinsate for later use or disposal. Insert pressure rinsing nozzle in the side of the container, and rinse at about 40 psi for at least 30 seconds. Drain for 10 seconds after the flow begins to drip.

Refillable containers larger than 5 gallons: Refillable container. Refill this container with pesticide only. Do not reuse this container for any other purpose. Cleaning the container before final disposal is the responsibility of the person disposing of the container. Cleaning before refilling is the responsibility of the refiller. To clean the container before final disposal, empty the remaining contents from this container into application equipment or a mix tank. Fill the container about 10% full with water. Agitate vigorously or recirculate water with the pump for two minutes. Pour or pump rinsate into application equipment or rinsate collection system. Repeat this rinsing procedure two more times.

Or

Refillable Container: Refill this container with pesticide only. Do not reuse this container for any other purpose. Close all openings and replace all caps. Contact Nufarm's Customer Service Department at 1-800-345-3330 to arrange for return of the empty refillable container.

WARRANTY DISCLAIMER

The directions for use of this product must be followed carefully. TO THE EXTENT CONSISTENT WITH APPLICABLE LAW, (1) THE GOODS DELIVERED TO YOU ARE FURNISHED "AS IS" BY MANUFACTURER OR SELLER AND (2) MANUFACTURER AND SELLER MAKE NO WARRANTIES, GUARANTEES, OR REPRESENTATIONS OF ANY KIND TO BUYER OR USER, EITHER EXPRESS OR IMPLIED, OR BY USAGE OF TRADE, STATUTORY OR OTHERWISE, WITH REGARD TO THE PRODUCT SOLD, INCLUDING, BUT NOT LIMITED TO MERCHANTABILITY, FITNESS FOR A PARTICULAR PURPOSE, USE, OR ELIGIBILITY OF THE PRODUCT FOR ANY PARTICULAR TRADE USAGE. UNINTENDED CONSEQUENCES, INCLUDING BUT NOT LIMITED TO INEFFECTIVENESS, MAY RESULT BECAUSE OF SUCH FACTORS AS THE PRESENCE OR ABSENCE OF OTHER MATERIALS USED IN COMBINATION WITH THE GOODS, OR THE MANNER OF USE OR APPLICATION, INCLUDING WEATHER, ALL OF WHICH ARE BEYOND THE CONTROL OF MANUFACTURER OR SELLER AND ASSUMED BY BUYER OR USER. THIS WRITING CONTAINS ALL OF THE REPRESENTATIONS AND AGREEMENTS BETWEEN BUYER, MANUFACTURER AND SELLER, AND NO PERSON OR AGENT OF MANUFACTURER OR SELLER HAS ANY AUTHORITY TO MAKE ANY REPRESENTATION OR WARRANTY OR AGREEMENT RELATING IN ANY WAY TO THESE GOODS.

LIMITATION OF LIABILITY

TO THE EXTENT CONSISTENT WITH APPLICABLE LAW, IN NO EVENT SHALL MANUFACTURER OR SELLER BE LIABLE FOR SPECIAL, INCIDENTAL, OR CONSEQUENTIAL DAMAGES, OR FOR DAMAGES IN THEIR NATURE OF PENALTIES RELATING TO THE GOODS SOLD, INCLUDING USE, APPLICATION, HANDLING, AND DISPOSAL. TO THE EXTENT CONSISTENT WITH APPLICABLE LAW, MANUFACTURER OR SELLER SHALL NOT BE LIABLE TO BUYER OR USER BY WAY OF INDEMNIFICATION TO BUYER OR TO CUSTOMERS OF BUYER, IF ANY, OR FOR ANY DAMAGES OR SUMS OF MONEY, CLAIMS OR DEMANDS WHATSOEVER, RESULTING FROM OR BY REASON OF, OR ARISING OUT OF THE MISUSE, OR FAILURE TO FOLLOW LABEL WARNINGS OR INSTRUCTIONS FOR USE, OF THE GOODS SOLD BY MANUFACTURER OR SELLER TO BUYER. ALL SUCH RISKS SHALL BE ASSUMED BY THE BUYER, USER, OR ITS CUSTOMERS. TO THE EXTENT CONSISTENT WITH APPLICABLE LAW, BUYER'S OR USER'S EXCLUSIVE REMEDY, AND MANUFACTURER'S OR SELLER'S TOTAL LIABILITY SHALL BE FOR DAMAGES NOT EXCEEDING THE COST OF THE PRODUCT.

If you do not agree with or do not accept any of directions for use, the warranty disclaimers, or limitations on liability, do not use the product, and return it unopened to the Seller, and the purchase price will be refunded.

(RV101609A)

KambaMaster is a registered trademark of Nufarm Americas Inc.
All other trademarks are the property of their respective owners.

