

71368-14

3/8/2010

1 of 17



UNITED STATES ENVIRONMENTAL PROTECTION AGENCY
WASHINGTON, D.C. 20460

OFFICE OF
PREVENTION, PESTICIDES AND
TOXIC SUBSTANCES

Ms Mary Beth Endres
Nufarm Americas, Inc
150 Harvester Drive, Suite 200
Burr Ridge, IL 60527

MAR 8 2010

Subject: Label Notification(s) for Pesticide Registration Notice 2007-4

Dear Registrant:

The Agency is in receipt of your Application(s) for Pesticide Notification under Pesticide Registration Notice (PRN) 2007-4 dated February 17, 2010 for:

EPA Registration 71368-14 Weedone LV4 Solventless Broadleaf Herbicide

The Registration Division (RD) has conducted a review of this request for applicability under PRN 2007-4 and finds that the label change(s) requested falls within the scope of PRN-2007-4. The label has been date-stamped "Notification" and will be placed in our records.

Please be reminded that 40 CFR Part 156.140(a)(4) requires that a batch code, lot number, or other code identifying the batch of the pesticide distributed and sold be placed on nonrefillable containers. The code may appear either on the label (and can be added by non-notification/PR Notice 98-10) or durably marked on the container itself.

If you have any questions, please contact me directly at 703-305-6249 or Banza Djapao of my staff at 703-305-7269.

Sincerely,

A handwritten signature in black ink, appearing to read "Linda Arrington".

Linda Arrington
Notifications & Minor Formulations Team Leader
Registration Division (7505P)
Office of Pesticide Programs

2017

(A)	United States Environmental Protection Agency Office of Pesticide Programs (H7505C) Washington, DC 20460	<input type="checkbox"/> Registration <input type="checkbox"/> Amendment <input checked="" type="checkbox"/> Other	OPP Identifier Number Please Attach An Original Form
EPA		Application for Pesticide:	


Section I		
1. Company/Product Number 71368-14	2. EPA Product Manager Kathryn Montague	3. Proposed Classification <input checked="" type="checkbox"/> None <input type="checkbox"/> Restricted
4. Company/Product (Name) Weedone LV4 Solventless Broadleaf Herbicide	PM# 23	
5. Name and Address of Applicant (Include ZIP Code) Nufarm, Inc 150 Harvester Drive, Suite 200 Burr Ridge, IL 60527 <input type="checkbox"/> Check if this is a new address		6. Expedited Review. In accordance with FIFRA Section 3(c)(3)(b)(i), my product is similar or identical in composition and labeling to: EPA Reg. No. _____ Product Name _____

Section II	
<input type="checkbox"/> Amendment - Explain Below <input type="checkbox"/> Resubmission in response to Agency letter dated _____ <input checked="" type="checkbox"/> Notification - Explain below	<input checked="" type="checkbox"/> Final printed labels in response to Agency letter dated <u>March 14, 2008</u> <input type="checkbox"/> "Me Too" Application <input type="checkbox"/> Other - explain below

NOTIFICATION
MAR 8 - 2010

Explanation: Use additional page(s) if necessary. (For Section I and Section II).
 FIN Label and Notification of label change per PR Notice 2007-4. This notification is consistent with the guidance in PR Notice 2007-4 and the requirements of EPA's regulations at 40 CFR §§ 156.10, 156.140, 156.144, 156.146, and 156.156. No other changes have been made to the labeling or the Confidential Statement of Formula for this product. I understand that it is a violation of 18 U.S.C. Sec. 1001 to willfully make any false statement to EPA. I further understand that if the amended label is not consistent with the requirements of 40 CFR §§ 156.10, 156.140, 156.144, 156.146, and 156.156, this product may be in violation of FIFRA and I may be subject to enforcement action and penalties under sections 12 and 14 of FIFRA.

Section III			
1. Material This Product Will Be Packaged In:			
Child-Resistant Packaging <input type="checkbox"/> Yes* <input checked="" type="checkbox"/> No <i>*Certification must be submitted.</i>	Unit Packaging <input type="checkbox"/> Yes <input checked="" type="checkbox"/> No If "Yes," Unit Package Wt. No. Per Container	Water Soluble Packaging <input type="checkbox"/> Yes <input checked="" type="checkbox"/> No If "Yes," Package Wt. No. Per Container	2. Type of Container <input type="checkbox"/> Metal <input checked="" type="checkbox"/> Plastic <input type="checkbox"/> Glass <input type="checkbox"/> Paper <input type="checkbox"/> Other (Specify) _____
3. Location of Net Contents Information <input checked="" type="checkbox"/> Label or <input checked="" type="checkbox"/> Container		4. Size(s) of Retail Container 1 qt to 220 Gals, Bulk	5. Location of Label Directions <input checked="" type="checkbox"/> On Label or <input checked="" type="checkbox"/> On Labeling accompanying product
6. Manner In Which Label Is Affixed To Product <input checked="" type="checkbox"/> Lithograph <input checked="" type="checkbox"/> Other (<u>Self-Adhesive Integrated Label/Booklet</u>) <input checked="" type="checkbox"/> Paper Glued <input type="checkbox"/> Stenciled			

Section IV		
1. Contact Point (Complete items directly below for identification of individual to be contacted, if necessary, to process this application.)		
Name Mary Beth Endres	Title Registration Manager	Telephone No. (Include Area Code) 630-455-2600
Certification I certify that the statements I have made on this form and all attachments thereto are true, accurate and complete. I acknowledge that any knowingly false or misleading statement may be punishable by fine or imprisonment or both under applicable law.		6. Date Application Received (Stamped)
2. Signature 	3. Title Registration Manager	
4. Typed Name Mary Beth Endres	5. Date 02-17-2010	



30/17

Nufarm Americas Inc.
150 Harvester Drive, Suite 200
Burr Ridge, IL 60527
Telephone: (630) 455.2000 Facsimile: (630) 455.2001
www.us.nufarm.com

Overnight Courier

February 17, 2010

Kathryn Montague (PM 23)
Document Processing Desk (NOTIF)
Office of Pesticide Programs (7504P)
U.S. Environmental Protection Agency
Room S-4900, One Potomac Yard
2777 S. Crystal Drive
Arlington, VA 22202-4501

**Subject: Final Printed Label
Revise Container Disposal Statements per PR Notice 2007-4**

Product: Weedone LV4 Solventless Broadleaf Herbicide, EPA Reg. No. 71368-14

Dear Ms. Montague:

Enclosed please find one copy of our final printed label in accordance with the Agency Notice of Pesticide Re-registration dated March 14, 2008.

The Container Disposal statements have been revised in accordance with PR Notice 2007-4.

Should you have any questions please contact me at the address and telephone number above or by email listed below.

Sincerely,

Mary Beth Endres
Registration Manager
Nufarm, Inc.
Email: maryb.endres@us.nufarm.com

Enclosures

»»»»»» »»»»»»
»»»»» »»»»»
»»» »»»»»
»»»»» »»»»»
»» »»»»»
»»»»» »»»»»
»»»»» »»»»»
»»»»» »»»»»
»»»»» »»»»»
»»»»» »»»»»
»»»»» »»»»»

40917

Weedone® LV4 Solventless Broadleaf Herbicide

SOLVENTLESS ESTER FORMULATION FOR AGRICULTURAL WEED CONTROL,
CONIFER RELEASE, SITE PREPARATION, TURF AND NON-CROPLAND WEED CONTROL.

NOTIFICATION

MAR 8 - 2010

ACTIVE INGREDIENT:

2,4-Dichlorophenoxyacetic acid, isooctyl (2-ethylhexyl) ester* 62.6%

OTHER INGREDIENTS: 37.4%

TOTAL: 100.0%

*2,4-Dichlorophenoxyacetic acid equivalent 41.5% or 3.8 pounds per gallon. Isomer specific by AOAC method No. 978.05

**KEEP OUT OF REACH OF CHILDREN
CAUTION / PRECAUCION**

Si usted no entiende la etiqueta, busque a alguien para que se la explique a usted en detalle.
(If you do not understand the label, find someone to explain it to you in detail.)

SEE INSIDE BOOKLET FOR FIRST AID AND ADDITIONAL PRECAUTIONARY STATEMENTS.

For Chemical Spill, Leak, Fire, or Exposure, Call CHEMTREC (800) 424-9300
For Medical Emergencies Only, Call (877) 325-1840


EPA REG. NO. 71368-14
EPA EST. NO.

Manufactured For
NUFARM INC.
150 Harvester Drive
Burr Ridge, IL 60527



NET CONTENTS Gal. (L)

071368-00014.20100216.EPA.FIN and PRN2007-4



**PRECAUTIONARY STATEMENTS
HAZARDS TO HUMANS AND DOMESTIC ANIMALS
CAUTION / PRECAUCION**

Harmful if swallowed, absorbed through the skin or inhaled. Causes moderate eye irritation. Avoid breathing vapors or spray mist. Do not get in eyes, on skin or on clothing.

PERSONAL PROTECTIVE EQUIPMENT (PPE)

Some materials that are chemical-resistant to this product are listed below. If you want more options, follow the instructions for category A on an EPA chemical-resistance category selection chart.

All mixers, loaders, applicators, flaggers, and other handlers must wear:

- long-sleeved shirt and long pants
- shoes and socks, plus
- protective eyewear
- chemical-resistant gloves (such as or made of any waterproof material)
- chemical-resistant apron when applying postharvest dips or sprays to citrus, mixing or loading, cleaning up spills or equipment, or otherwise exposed to the concentrate

See engineering controls for additional requirements.

Follow manufacturer's instructions for cleaning/maintaining PPE. If no such instructions for washables exist, use detergent and hot water. Keep and wash PPE separately from other laundry.

Engineering Control Statements:

When handlers use closed systems, enclosed cabs, or aircraft in a manner that meets the requirements listed in the Worker Protection Standard (WPS) for agricultural pesticides [40 CFR 170.240(d) (4-6)], the handler PPE (personal protective equipment) may be reduced or modified as specified in the WPS. Pilots must use an enclosed cockpit that meets the requirements listed in the WPS for agricultural pesticides [40 CFR 170.240(d)(6)].

USER SAFETY RECOMMENDATIONS	
Users Should:	
<ul style="list-style-type: none"> • Wash hands before eating, drinking, chewing gum, using tobacco or using the toilet. • Remove clothing/PPE immediately if pesticide gets inside. Then wash thoroughly and put on clean clothing. If pesticide gets on skin, wash immediately with soap and water. • Remove PPE immediately after handling this product. Wash the outside of gloves before removing. As soon as possible, wash thoroughly and change into clean clothing. 	

FIRST AID	
IF SWALLOWED	<ul style="list-style-type: none"> • Call a poison control center or doctor immediately for treatment advice. • Have person sip a glass of water if able to swallow. • Do not induce vomiting unless told to do so by the poison control center or doctor. • Do not give anything by mouth to an unconscious person.
IF ON SKIN OR CLOTHING	<ul style="list-style-type: none"> • Take off contaminated clothing. • Rinse skin immediately with plenty of water for 15 to 20 minutes. • Call a poison control center or doctor for treatment advice.
IF IN EYES	<ul style="list-style-type: none"> • Hold eye open and rinse slowly and gently with water for 15 to 20 minutes. • Remove contact lenses, if present, after the first 5 minutes, then continue rinsing eye. • Call a poison control center or doctor for treatment advice.
IF INHALED	<ul style="list-style-type: none"> • Move person to fresh air. • If person is not breathing, call 911 or an ambulance, then give artificial respiration, preferably by mouth-to-mouth, if possible. • Call a poison control center or doctor for further treatment advice.

HOT LINE NUMBER
Have the product container or label with you when calling a poison control center or doctor, or going for treatment. You may also contact 1-877-325-1840 for emergency medical treatment information.

NOTE TO PHYSICIAN
No specific antidote is available. All treatments should be based on observed signs and symptoms of distress in the patient. Overexposure to materials other than this product may have occurred.

ENVIRONMENTAL HAZARDS

This pesticide may be toxic to fish and aquatic invertebrates. Do not apply directly to water, to areas where surface water is present, or to intertidal areas below the mean high water mark. Drift and runoff may be hazardous to aquatic organisms in water adjacent to treated areas. Do not contaminate water when disposing of equipment wash waters or rinsate.

60017

This product has properties and characteristics associated with chemicals detected in groundwater. The use of this chemical in areas where soils are permeable, particularly where the water table is shallow, may result in groundwater contamination. Application around a cistern or well may result in contamination of drinking water or groundwater.

DIRECTIONS FOR USE

It is a violation of Federal law to use this product in a manner inconsistent with its labeling.

Read entire label before using this product.

Do not apply this product in a way that will contact workers or other persons, either directly or through drift. Only protected handlers may be in the area during application. For any requirements specific to your State or Tribe, consult the agency responsible for pesticide regulation.

AGRICULTURAL USE REQUIREMENTS

Use this product only in accordance with its labeling and with the Worker Protection Standard, 40 CFR Part 170. This standard contains requirements for the protection of agricultural workers on farms, forests, nurseries, and greenhouses, and handlers of agricultural pesticides. It contains requirements for training, decontamination, notification, and emergency assistance. It also contains specific instructions and exceptions pertaining to the statements on this label about personal protective equipment (PPE) and restricted-entry intervals. The requirements in this box only apply to uses of this product that are covered by the Worker Protection Standard.

Do not enter or allow worker entry into treated areas during the restricted-entry interval (REI) of 12 hours.

PPE required for early entry to treated areas that is permitted under the Worker Protection Standard and that involves contact with anything that has been treated, such as plants, soil, or water is: coveralls, chemical-resistant gloves made of any waterproof material and shoes plus socks.

NON-AGRICULTURAL USE REQUIREMENTS

The requirements in this box apply to uses of this product that are NOT within the scope of the Worker Protection Standard for agricultural pesticides (40 CFR part 170). The WPS applies when this product is used to produce agricultural plants on farms, forests, nurseries, or greenhouses.

Do not enter or allow people (or pets) to enter the treated area until sprays have dried.

GENERAL INFORMATION

This product contains the isooctyl (2-ethylhexyl) ester of 2,4-D, the original and one of the best low volatile esters. In cropland, this herbicide is more effective than amines for controlling hard-to-kill weeds such as bindweed, thistles, smartweeds, wild garlic, curled dock, tansy ragwort and wild onions.

INJURY TO CROPS FROM THIS HERBICIDE MAY OCCUR. IF YOU ARE NOT PREPARED TO ACCEPT SOME DEGREE OF CROP INJURY DO NOT USE THIS PRODUCT.

Crop varieties vary in response to 2,4-D and some are easily injured. Apply this product only to varieties known to be tolerant to 2,4-D. If you are uncertain concerning tolerant varieties or local use situations that may affect crop tolerance to 2,4-D consult your seed company, state Agricultural Extension Service or qualified crop consultant for advice.

GENERAL PRECAUTIONS AND RESTRICTIONS

Do not apply this product through any type of irrigation system.

Do not use in or near a greenhouse.

Do not use the same spray equipment for other purposes unless thoroughly cleaned. Crops contacted by sprays or spray drift may be killed or suffer significant stand loss with extensive quality and yield reduction.

MIXING INSTRUCTIONS

Add one-half the required amount of water to the spray tank, then add this product with agitation, and finally, the balance of the water with continued agitation. This material forms an emulsion in water, not a solution. This tends to separate on standing. Provide agitation to prevent such separation and insure uniform spray mixtures.

COMPATIBILITY

If this product is to be tank mixed with fertilizers or with other pesticides, compatibility should be tested prior to mixing. To test for compatibility, use a small container and mix a small amount (0.5 to 1 quart) of spray, combining all ingredients in the same ratio as the anticipated use. If any indications of physical incompatibility develop, do not use this mixture for spraying. Indications of incompatibility usually will appear within 5 to 15 minutes after mixing. Read and follow the label of each tank-mix product used for precautionary statements, directions for use, geographic and other restrictions.

COMBINATION WITH LIQUID NITROGEN FERTILIZER

Use 1/2 to 3/4 pint of this product per acre for weeding and feeding corn, cereal grains, grasses for seed production or grass pastures as directed on this label. Use the fertilizer at rates recommended by supplier or Extension Service Specialist. Fill the spray tank about half full with the liquid fertilizer, then add this product with vigorous agitation, and complete filling the tank with fertilizer. Apply immediately and continue agitation in the spray tank during application. Application during very cold weather (near freezing) is not advisable. Do not allow mixture to stand overnight. Incompatibility may be encountered with some fertilizer brands or under some environmental conditions. If in doubt, test a small sample in the dilution ratio planned for application.

NOTE: Fertilizers can increase foliage contact burn of herbicides. Reducing the fertilizer rate and concentration will reduce the hazard of leaf burn.

7 of 17

SPRAY DRIFT MANAGEMENT

A variety of factors including weather conditions (e.g., wind direction, wind speed, temperature, relative humidity) and method of application (e.g., ground, aerial, airblast, chemigation) can influence pesticide drift. The applicator must evaluate all factors and make appropriate adjustments when applying this product.

Droplet Size

When applying sprays that contain 2,4-D as the sole active ingredient, or when applying sprays that contain 2,4-D mixed with active ingredients that require a Coarse or coarser spray, apply only as a Coarse or coarser spray (ASAE standard 572) or a volume mean diameter of 385 microns or greater for spinning atomizer nozzles.

When applying sprays that contain 2,4-D mixed with other active ingredients that require a Medium or more fine spray, apply only as a Medium or coarser spray (ASAE standard 572) or a volume mean diameter of 300 microns or greater for spinning atomizer nozzles.

Wind Speed

Do not apply at wind speeds greater than 15 mph. Only apply this product if the wind direction favors on-target deposition and there are not sensitive areas (including, but not limited to, residential areas, bodies of water, known habitat for nontarget species, nontarget crops) within 250 feet downwind. If applying a Medium spray, leave one swath unsprayed at the downwind edge of the treated field.

Temperature Inversions

If applying at wind speeds less than 3 mph, the applicator must determine if: a) conditions of temperature inversion exist, or b) stable atmospheric conditions exist at or below nozzle height. Do not make applications into areas of temperature inversions or stable atmospheric conditions.

Susceptible Plants

Do not apply under circumstances where spray drift may occur to food, forage, or other plantings that might be damaged or crops thereof rendered unfit for sale, use or consumption. Susceptible crops include, but are not limited to, cotton, okra, flowers, grapes (in growing stage), fruit trees (foliage), soybeans (vegetative stage), ornamentals, sunflowers, tomatoes, beans, and other vegetables, or tobacco. Small amounts of spray drift that might not be visible may injure susceptible broadleaf plants.

Other State and Local Requirements

Applicators must follow all state and local pesticide drift requirements regarding application of 2,4-D herbicides. Where states have more stringent regulations, they must be observed.

Equipment

All aerial and ground application equipment must be properly maintained and calibrated using appropriate carriers or surrogates.

Additional requirements for aerial applications:

The boom length must not exceed 75% of the wingspan or 90% of the rotor blade diameter.

Release spray at the lowest height consistent with efficacy and flight safety. Do not release spray at a height greater than 10 feet above the crop canopy unless a greater height is required for aircraft safety. This requirement does not apply to forestry or rights-of-way applications.


When applications are made with a crosswind, the swath will be displaced downwind. The applicator must compensate for this by adjusting the path of the aircraft upwind.

Additional requirements for ground boom application:

Do not apply with a nozzle height greater than 4 feet above the crop canopy.

Additional requirements for liquid products applied as a spray and containing an ester form of 2,4-D (e.g. 2,4-D butoxyethyl ester, 2,4-D ethylhexyl ester, 2,4-D isopropyl ester):

2,4-D esters may volatilize during conditions for low humidity and high temperatures. Do not apply during conditions of low humidity and high temperatures.



80f17

**GENERAL WEED LIST
ANNUAL AND BIENNIAL WEEDS**

- | | | |
|---------------------------|--------------------------------------|------------------------------|
| annual yellow sweetclover | knotweed* | smartweeds* (annual species) |
| beggarticks* | mallow* (venice, dwarf, little) | sowthistle (annual or spiny) |
| bull thistle | marshelder | sunflower |
| coffeeweed | morningglory (common, ivy, woolly) | velvetleaf |
| common evening primrose | mustards (except blue mustard) | vervains* |
| common broomweed* | pepperweeds (except perennial) | vetches |
| common burdock | pigweeds** (<i>Amaranthus</i> spp.) | wild carrot* |
| common cocklebur | prickly* lettuce | wild lettuce |
| common lambsquarters | ragweed (common giant) | wild parsnips |
| croton (Texas or woolly) | rough fleabane | wild radish |
| hairy galinsoga | Russian thistle* | |
| jimsonweed | salsify (western or common) | |

PERENNIAL WEEDS

- | | | |
|-------------------------------------|-----------------------|-------------------------------|
| alfalfa* | dogbanes* | nettles* (including stinging) |
| bindweed* (hedge, field & European) | goldenrod* | plantains |
| blue lettuce | ground ivy* | sowthistle (perennial) |
| Canada thistle* | hawkweed* (orange) | tansy ragwort* |
| catnip | healall | vervains* |
| chicory | hoary cress* | western ironweed* |
| dandelion | Jerusalem - artichoke | wild garlic* |
| docks* | many-flowered aster* | wild onion* |


*These species may require repeat applications and/or use of the higher rate recommended on this product label even under ideal conditions for application.

**Control of pigweeds in the High Plains area of Texas and Oklahoma may not be satisfactory with this product.

**SPECIFIC USE DIRECTIONS
CEREAL GRAINS**

WEEDS IN CROP	AMOUNT OF WEEDONE® LV4 SOLVENTLESS PER ACRE	DIRECTIONS
WHEAT, BARLEY and RYE (not underseeded with legumes) Postemergence Annual and biennial weeds Perennial broadleaf weeds	1/2 to 2 pints* 1 to 2 pints*	Apply after grain is fully tillered (usually about 4 to 8 inches high) but not forming joints in the stem. Do not spray grain in boot to dough stage.
Wild onion or garlic	1-1/2 to 2 pints*	Apply 1-1/2 pints when grain is fully tillered and wild garlic or onion plants are small. Apply 2 pints after harvest in the crop stubble. For control of new fall growth of wild onion or garlic refer to FALLOWLAND use directions.
Preharvest	1 pint	Apply when grains are in the hard dough stage to suppress large weeds that may interfere with harvest. Best results will be obtained when soil moisture is sufficient to induce succulent weed growth.

*Use the lower rate if small annual and biennial weeds are the major problem. Use the higher rate if perennial weeds or annual and biennial weeds are present which are in the hard-to-kill categories as determined by local experience. The higher rates increase the risk of grain injury and should be used only where the weed control problem justifies the risk of grain damage. Do not apply to grain in the seedling stage.



90417

RESTRICTIONS AND LIMITATIONS FOR USE ON CEREAL GRAINS

- The preharvest interval (PHI) is 14 days.
- Postemergence
 - Limited to one postemergence application per crop cycle.
 - Maximum of 2.6 pints per acre per application.
- Preharvest
 - Limited to one postharvest application per crop cycle.
 - Maximum of 1 pint per acre per application.
- Limited to 3.6 pints per acre per crop cycle.
- For aerial application on grain, apply this product in 2 or more gallons of water per acre.
- For ground application, a minimum of 10 to 15 gallons of water per acre is recommended for proper spray coverage.
- Do not mix with oil for crop uses.
- Do not permit dairy animals or meat animals being finished for slaughter to forage treated grain fields within 2 weeks after treatment.
- Do not feed treated straw to livestock if a preharvest treatment as described above is applied.

TANK MIXTURES FOR CEREAL GRAINS

WEEDONE® LV4 Solventless and MAESTRO®2EC Tank Mixture on Wheat, Barley and Rye

WEEDS IN CROP	AMOUNT OF WEEDONE® LV4 SOLVENTLESS PER ACRE	DIRECTIONS
Cereal Areas except Washington, Oregon, Idaho, Colorado, Wyoming and Montana	1/2 to 1 pint plus 1 to 1-1/2 pints MAESTRO®2EC	MAESTRO®2EC will control some annual weeds that are resistant to this product and may be tank mixed for broader spectrum weed control on cereal grains.
Washington, Oregon, Idaho, Colorado, Wyoming and Montana	1/2 to 1 pint plus 1-1/2 pints MAESTRO®2EC	TO PREPARE THE SPRAY: First mix this product in water then add the MAESTRO®2EC. Use the higher rates for larger weeds or where weed growth is slow due to dry or cold weather. Apply before weeds are 6 inches high. Use 10 to 20 gallons total spray volume per acre with ground equipment or use 5 to 10 gallons total spray volume with air application. Use higher volume on larger weeds.

FIELD CORN

WEEDS IN CROP	AMOUNT OF WEEDONE® LV4 SOLVENTLESS PER ACRE	DIRECTIONS
Preplant	1 to 2 pints	To control emerged broadleaf weed seedlings or existing cover crops prior to planting corn. Apply 7 to 14 days before planting. Do not use on light, sandy soil, or where soil moisture is inadequate for normal weed growth. Use high rate for control of less susceptible weeds or cover crops such as alfalfa.
Preemergence	2 pints	To control broadleaf weeds and suppress annual grasses, apply 3 to 5 days after planting, but before corn emerges. Do not use on light, sandy soil or where soil moisture is inadequate for normal weed growth.
Postemergence Annual broadleaf weeds Perennial broadleaf weeds	1/2 pint 3/4 pint	Avoid spraying just after corn leaves unfold, as injury may occur. Apply when weeds are small and corn is less than 8 inches tall. If corn more than 8 inches tall must be sprayed, use drop pipes. Spray when weeds are in the bud to bloom stage. If corn is more than 8 inches tall, use drop pipes to keep spray off corn leaves. Do not spray when corn is in tassel to dough stage. 2,4-D may make corn brittle. Winds or cultivation may cause stalk breakage while brittle.
Preharvest	1 to 2 pints	After the hard dough (denting) stage, to suppress weeds that interfere with harvest such as bindweed, cocklebur, dogbane, jimsonweed, ragweed, sunflower and velvetleaf, and to decrease production of weed seeds, spray with air or ground equipment. The high rate will be needed for tough weeds under stress.

POPCORN*

WEEDS IN CROP	AMOUNT OF WEEDONE® LV4 SOLVENTLESS PER ACRE	DIRECTIONS
Preharvest	1 to 2 pints	After the dent stage to suppress weeds that interfere with harvest, such as bindweed, cocklebur, dogbane, jimsonweed, ragweed, sunflower and velvetleaf, and to decrease production of weed seeds, spray with air or ground equipment. The high rate will be needed for weeds under stress. DO NOT USE IN CALIFORNIA.

RESTRICTIONS AND LIMITATIONS FOR USE ON FIELD CORN AND POPCORN

- Do not use treated crop as fodder for 7 days following application.
 - The preharvest interval (PHI) is 7 days.
 - Preplant or Preemergence
 - Limited to one preplant or preemergence application per crop cycle.
 - Maximum of 2 pints per acre per application.
 - Postemergence
 - Limited to one postemergence application per crop cycle.
 - Maximum of 1 pint per acre per application.
 - Preharvest
 - Limited to one postharvest application per crop cycle.
 - Maximum of 3 pints per acre per application.
 - Limited to 6 pints per acre per crop cycle.
 - A minimum application volume of 3 to 5 gallons per acre by air or 10 gallons per acre by ground is recommended.
- Note:** Hybrids vary in response to 2,4-D and some are easily injured. Contact seed company or your Agricultural Experiment Station or Extensional weed specialists for this information.

*Not currently registered in California.

SOYBEANS (PREPLANT ONLY)*

WEEDS IN CROP	AMOUNT OF WEEDONE® LV4 SOLVENTLESS PER ACRE	DIRECTIONS
Postemergence	3/4 to 1 pint	Apply not less than 7 days prior to planting soybeans, when weeds are small and actively growing. Use the higher rate on larger weeds and when perennials are present. Some weeds may require repeat treatment for adequate control (see GENERAL WEED LIST and below). Maximum of 1 pint per preplant application. Limited to 2 preplant applications per crop cycle.
	> 1 to 2 pints	Apply not less than 15 days prior to planting soybeans, when weeds are actively growing. Limited to 1 application per crop cycle. Apply no more than 2 pints of this product in one season prior to planting soybeans. In addition to those weeds found on the GENERAL WEED LIST, this product will suppress or control the following broadleaf weeds frequently encountered in reduced tillage soybean production systems: bullnettle, smallflowered bittercrass, Carolina geranium, smallflowered buttercup, common and rough cinquefoil, red clover*, horseweed or marestalk, mousetail, wild mustard, field pennycress, cutleaf evening primrose, common purslane, speedwell, and Virginia copperleaf. * These weeds are only partially controlled. After applying, plant soybean seed as deep as practical or at least 1-1/2 to 2 inches deep. Adjust the planter press wheel, if necessary, to ensure that planted seed is completely covered. If desired, this product may be applied pre-plant to soybeans in tank mixtures with other herbicides such as Poast®, Poast Plus®, Roundup®, Roundup D-Pak®, Honcho®, Gramoxone Extra®, Prowl®, Pursuit Plus®, Scepter®, Scepter 70 DG, Squadron® and others that are registered for pre-plant soybean use. NOTE: Unacceptable injury to soybeans planted in fields previously treated with this product may occur. Whether or not soybean injury occurs and the extent of the injury will depend on weather and agronomic factors such as the amount of weed vegetation and previous crop residue present that may be in effect between the time of this product's application and the emergence of the soybean plant.

RESTRICTIONS AND LIMITATIONS FOR USE IN SOYBEANS (PREPLANT)

- If choosing multiple preplant applications per crop cycle:
 - Limited to 2 preplant applications per crop cycle.
 - Maximum of 1 pint per acre per preplant application.
 - Apply not less than 7 days prior to planting soybeans.

OR

- If choosing a single preplant application per crop cycle:
 - Limited to 1 preplant application per crop cycle.
 - Maximum of 2 pints per acre per preplant application.
 - Apply not less than 15 days prior to planting soybeans.
- Do not apply this product when weather conditions such as temperature, air inversions, or wind favor drift from treated areas to susceptible plants.
- Do not apply this herbicide prior to planting soybeans if you are not prepared to accept the results of soybean injury including possible loss of stand and yield.
- Do not replant fields treated with this herbicide in the same growing season with crops other than those labeled for 2,4-D preplant use.
- Do not mow or cultivate weeds prior to treating with this product as poor control may result.
- Do not cut for feed treated hay, forage, or fodder or graze treated soybeans to livestock.
- Only one application of this product may be made prior to planting soybeans per growing season.
- Do not cut for feed or graze treated cover crops to livestock.

*Not currently registered in California.

GRAIN SORGHUM (milo)

WEEDS IN CROP	AMOUNT OF WEEDONE® LV4 SOLVENTLESS PER ACRE	DIRECTIONS
Annual broadleaf weeds	1/2 pint	Treat when sorghum is 5 to 15 inches tall (to top of canopy). If sorghum is taller than 8 inches to top of canopy, use drop nozzles to keep spray off crop foliage. Do not treat during the boot, flowering or early dough stages.
Perennial broadleaf weeds	3/4 to 1 pint	

RESTRICTIONS AND LIMITATIONS FOR USE ON SORGHUM


- A minimum application volume of 5 gallons per acre by air or 10 gallons per acre by ground is recommended.
- The preharvest interval (PHI) is 30 days.
- Do not permit meat or dairy animals to consume treated crop as fodder or forage for 30 days following application.
- Postemergence
 - Limited to one postemergence application per crop cycle.
 - Maximum of 1 pint per acre per application.

GRASS FOR SEED PRODUCTION

WEEDS IN CROP	AMOUNT OF WEEDONE® LV4 SOLVENTLESS PER ACRE	DIRECTIONS
Annual broadleaf weeds	1 to 1-1/2 pints	Apply to established stands in spring from tiller to early boot stage. Do not spray in boot stage. New spring seedlings may be treated with the lower rate after grass seedlings have at least 5 leaves. Perennial weed regrowth may be treated in the fall. DO NOT USE IN CALIFORNIA
Perennial broadleaf weeds	2 to 3 pints	

RESTRICTIONS AND LIMITATIONS FOR USE ON GRASS FOR SEED PRODUCTION

- The maximum rate per application is 4 pints per acre, limited to 2 applications per year.
- Minimum of 21 days between applications.



12/17

SUGARCANE

WEEDS IN CROP	AMOUNT OF WEEDONE® LV4 SOLVENTLESS PER ACRE	DIRECTIONS
Preemergence	2 pints	Apply before canes appear for control of emerged broadleaf weeds. Apply after cane emerges and through layby. DO NOT USE IN CALIFORNIA
Postemergence	2 to 4 pints	

RESTRICTIONS AND LIMITATIONS FOR USE ON SUGARCANE

- Do not harvest cane prior to crop maturity.
- Preemergence
 - Limited to one application per crop cycle.
 - Maximum of 4 pints per acre per application.
- Postemergence
 - Limited to one application per crop cycle.
 - Maximum of 4 pints per acre per application.
- Do not apply more than 8 pints per crop cycle.

WEEDS AND BRUSH IN PASTURES, RANGELANDS, AND FALLOWLAND

WEEDS IN CROP	AMOUNT OF WEEDONE® LV4 SOLVENTLESS PER ACRE	DIRECTIONS
Established grasses and rangeland Annual broadleaf weeds	2 pints	Apply when weeds are small and actively growing and prior to bud stage. Do not apply to newly seeded areas until grass is well established. Do not apply when grass is in the boot to milk stage if grass seed production is desired. Bentgrass and legumes may be injured by this treatment. For susceptible annual and biennial broadleaf weeds, use 2 pints per acre per application. For moderately susceptible biennial and perennial broadleaf weeds, use 2 to 4 pints per acre per application. For difficult to control weeds and woody plants, use 4 pints per acre per application. For spot treatments, use 4 pints per acre per application.
Perennial and biennial broadleaf weeds	3 to 4 pints	
Sand sage, sagebrush, shinnery oak and other 2,4-D susceptible woody species	4 pints	Apply aerially to brush in 2 or more gallons of water per acre. One gallon of fuel oil may be included in the mixture. Consult state or local brush control specialists for more effective rate, volume and timing of spray applications.
FALLOWLAND AND CROP STUBBLE Annual broadleaf weeds	1-1/2 to 2 pints	Use the lower rate when weeds are small (2 to 3 inches tall) and growing actively. Use the higher rate on older and drought-stressed plants.
Biennial broadleaf weeds	2 to 4 pints	Spray while musk thistles or other biennial species are in the seedling to rosette stage, and before flower stalks are initiated. The lower rate can be used in spring during rosette stage. In fall or after flower stalks have developed, use the highest rate.
Perennial broadleaf weeds	2 to 4 pints	Spray weeds in bud to bloom stage, or in good vegetative growth. Do not disturb treated area for at least 2 weeks after treatment, or until weed tops are dead.
Wild garlic and onion in crop stubble	4 pints	Apply to new regrowth of wild onion or garlic which occurs in the fall following harvest of cereal grains, soybeans, corn or grain sorghum.

Boaf17

RESTRICTIONS AND LIMITATIONS FOR USE ON PASTURES, RANGELAND, AND FALLOWLAND

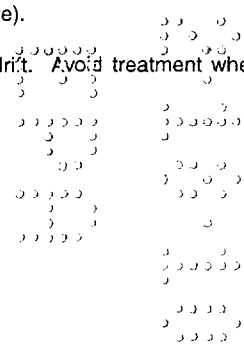
- For ground application, a minimum of 10 to 15 gallons of water per acre is recommended for proper spray coverage.
- For aerial application, use a minimum of 2 gallons of water per acre.
- Do not graze lactating dairy animals on treated areas within 7 days after treatment.
- Withdraw meat animals being finished for slaughter from treated forage at least 3 days before slaughter.
- For Fallowland
 - Plant only labeled crops within 29 days following application.
 - Maximum rate per application is 4 pints per acre, limited to 2 applications per year.
 - Minimum of 30 days between applications.
- For Pasture and Rangeland (postemergence)
 - Do not cut forage for hay within 7 days of application.
 - A maximum of 2 applications per year.
 - The maximum seasonal rate is 8 pints per acre.
 - A minimum of 30 days between applications.
 - If grass is cut for hay, Agricultural Use Requirements for the Worker Protection Standard are applicable.
 - For program lands, such as Conservation Reserve Program, consult program rules to determine whether grass or hay may be used. The more restrictive requirements of the program rules or this label must be followed.
 - For susceptible annual and biennial broadleaf weeds, use 2 pints per acre per application.
 - For moderately susceptible biennial and perennial broadleaf weeds, use 2 to 4 pints per acre per application.
 - For difficult to control weeds and woody plants, use 4 pints per acre per application.
 - For spot treatments, use 4 pints per acre per application.

WEEDS IN ORNAMENTAL TURF AREAS
Golf Courses, Cemeteries, and Parks

WEEDS IN CROP	AMOUNT OF WEEDONE® LV4 SOLVENTLESS PER ACRE	DIRECTIONS
Annual broadleaf weeds	2 pints	Apply any time weeds are growing vigorously. Cool-season weeds such as common chickweed, henbit and pepperweeds should be sprayed when they appear in fall or early spring. Warm-season weeds such as knotweed respond best when they are small. If there is additional germination, repeat treatment. Also controls cocklebur, galinsoga, lambsquarters, pigweed, ragweed and sunflower.
Perennial and Biennial broadleaf weeds	3 pints	To control dandelion, plantain and most other common broadleaf weeds in turf, apply in spring or fall when these weeds are growing actively. Treat wild garlic or onion in three successive seasons (Example: spring, fall, spring). Do not apply to newly seeded areas until sod is formed and grass has been cut at least twice. Do not use this product for susceptible southern grasses such as St. Augustine. Bentgrass and clover may be injured by this treatment. Also controls bindweed, chicory, docks, ground ivy, hawkweed, thistles (Canada, musk, bull and Scotch), smartweed, tansy ragwort, wild onion and wild garlic.

RESTRICTIONS AND LIMITATIONS FOR USE IN TURF AREAS

- Do not allow people (other than applicator) or pets on treatment area during application. Do not enter treatment areas until spray has dried or dust has settled.
- The maximum rate per broadcast application is 3 pints per acre, limited to applications is 2 per year.
- The maximum seasonal rate is 6 pints per acre, excluding spot treatments.
- For ground application in turf areas, use enough water for good coverage (minimum 10 gallons per acre).
- Do not graze animals on treated areas within 7 days after treatment.
- If needed, irrigate ornamental turf thoroughly before application. Spray when air is calm to avoid drift. Avoid treatment when temperatures exceed 85°F or are expected to do so within 24 hours after application.




WEEDS AND BRUSH IN NON-CROP AREAS

Fencerows, Roadsides, Vacant Lots, Airfields, Railroad, Highway and Utility Rights-Of-Way

WEEDS IN CROP	AMOUNT OF WEEDONE® LV4 SOLVENTLESS PER ACRE	DIRECTIONS
Annual broadleaf weeds	2 to 4 pints	Apply when most weeds are still young and growing vigorously.
Perennial and Biennial broadleaf weeds	3 to 4 pints	Apply when weeds are actively growing and near the bud stage, but before flowering. For best results on tansy ragwort and musk thistle, treat in rosette stage, before bolting. A spot application is usually needed for best results on thistle, nettle and bindweed. Treat wild onion or garlic in early spring and in fall when they are young and growing actively.
Woody Plants	6 to 8 pints	Apply in adequate water (30 to 100 gallons per acre) preferably through low-volume equipment such as DIRECTA-SPRA™, WOBBLER™, MINI-WOBBLER™ or SPIROMETER™. Treat when 2,4-D susceptible species are in full leaf and growing actively. This may require up to 100 to 500 gallons of water per acre, oil or wetting agent, and/or high volume spraying for acceptable control of some species or if brush growth is dense.


RESTRICTIONS AND LIMITATIONS FOR USE IN NON-CROP AREAS

- Applications to non-cropland areas are not applicable to treatment of commercial timber or other plants being grown for sale or other commercial use, or for commercial seed production, or for research purposes.
- Postemergence (annual and perennial weeds)
 - The maximum rate per application is 4 pints per acre, limited to 2 applications per year.
 - Minimum of 30 days between applications.
- Postemergence (woody plants)
 - The maximum rate per application is 8 pints per acre, limited to 1 application per year.
- For aerial application to solid stands of susceptible brush, use 2 quarts for annual and perennial weeds and 4 quarts for woody plants in 3 to 12 gallons volume per acre. Two to 4 quarts of fuel oil may be included in this mixture.
- Applications will be less effective when conditions such as deficient soil moisture reduce brush growth.



TANK MIXTURES IN NON-CROP AREAS
WEEDONE®LV4 Solventless and Tahoe®4E or Tahoe®3A Tank Mixtures for Non-Crop Areas

WEEDS IN CROP	AMOUNT OF WEEDONE® LV4 SOLVENTLESS PER ACRE	DIRECTIONS
Broadleaf weed control	2 to 4 pints Weedone® LV4 Solventless plus 2 to 6 pints Tahoe®4E or 3 to 8 pints Tahoe®3A	For wider spectrum control of broadleaf weeds and woody plants: Apply as a broadcast spray in enough water to deliver 20 to 100 gallons total spray per acre. Apply when broadleaf weeds are actively growing.
Woody plant control Broadcast foliar spray	1 gallon Weedone® LV4 Solventless plus 1-1/2 to 3 quarts Tahoe®4E or 2 to 4 quarts Tahoe®3A	Apply as a broadcast spray in enough water to wet all parts of the brush foliage, stem and bark. This may require 20 to 100 gallons of water per acre. Apply when woody plants are actively growing.
Woody plant control High volume leaf-stem treatment with ground equipment	1 to 4 quarts Weedone® LV4 Solventless plus 1-1/2 to 12 pints Tahoe®4E or 2 to 16 pints Tahoe®3A	Mix 1 to 2 quarts Weedone® LV4 Solventless Broadleaf Herbicide plus 1-1/2 to 3 pints Tahoe®4E or 2 to 4 pints Tahoe®3A in a mixture of water volume intended per acre. This may require up to 100 to 400 gallons of water per acre depending on size and density of woody plants. Thoroughly wet all leaves, stems and root collars of plants to be controlled.
Woody plant control Aerial application (helicopter only)	1 gallon Weedone® LV4 Solventless plus 3 to 4 quarts Tahoe®4E or 4 to 6 quarts Tahoe®3A	Apply in a total mixture of water volume intended per acre. This may require a volume of 10 to 30 gallons per acre using drift control equipment such as the MICRO-FOIL® boom or an effective drift control agent. Use the higher rates and volumes when plants are dense or under drought conditions.



1600F17

WEEDONE®LV4 Solventless and Diablo® Tank Mixtures for Non-Crop Areas

WEEDS IN CROP	AMOUNT OF WEEDONE® LV4 SOLVENTLESS PER ACRE	DIRECTIONS
Annual broadleaf weeds	2 to 4 pints Weedone® LV4 Solventless plus 1/2 to 1 1/2 pints Diablo®	For wider spectrum control of broadleaf weeds and woody plants: Apply as a broadcast spray in enough water to deliver 20 to 100 gallons total spray per acre. Apply when broadleaf weeds are actively growing.
Perennial and biennial broadleaf weeds	3 to 4 pints Weedone® LV4 Solventless plus 1/2 to 6 pints Diablo®	Apply as a broadcast spray which may require 20 to 100 gallons total spray per acre. Apply when broadleaf weeds are actively growing but prior to flowering. Use the lower rates for biennials less than 3 inches rosette diameter. Use the higher rates for perennial weeds or for biennial weeds past the 3-inch rosette stage.
Woody plant control Broadcast, high volume, stem foliage or aerial application	1 gallon Weedone® LV4 Solventless plus 2 to 8 quarts Diablo®	Apply as a broadcast spray in a mixture of water volume intended per acre or as a high volume stem foliage spray in enough volume (20 to 100 gallons of water) to thoroughly wet leaves, stems and root collars or apply aerially in enough water to deliver total spray volume of 10 to 30 gallons of water per acre using drift control agent. This may require 100 to 400 gallons of water per acre for adequate coverage. Use the higher rates and volumes when plants are dense or under drought conditions.

SMALL AREA APPLICATIONS FOR NON-CROP USE

For control of broadleaf weeds in small non-crop areas with hand held or back-pack sprayers mix 4 fluid ounces of this product per gallon of water. Thoroughly wet all weed foliage. Maintain agitation of mixture to prevent separation.

This product will either kill, control or suppress the weeds listed in the label booklet for this product. Some of these species may require repeat spot applications even under ideal conditions.

FOREST MANAGEMENT*

CONIFER RELEASE

To control alder, apply 1-1/2 to 2 quarts of this product in 9-1/2 to 15 gallons water per acre as a foliage spray. Treat when 3/4 of the brush foliage has attained full size leaves and before new conifer growth reaches 2 inches in length. This is usually between early May and mid-June. Adjust treatment date depending on stage of growth of conifers and brush species. This may cause leader deformation on exposed firs, but they should overcome this during the second year after spraying.

To control tanoak, madrone, ceanothus, canyon live oak, and manzanita, and to release Douglas fir, hemlock, Sitka spruce or grand fir, apply 3 quarts of this product plus 3 quarts fuel oil in 8-1/2 to 15 gallons water per acre before new growth on Douglas fir is 2 inches long. To control manzanita and ceanothus in ponderosa pine, apply 3 quarts of this product before pine growth begins in spring.

To control hazel brush in the Lake states, apply 2 quarts of this product in 6 to 25 gallons of water per acre when new shoot growth of hazel is complete (usually mid-July).

In northern areas, if possible conifer injury can be tolerated, 1-1/2 to 3 quarts of this product applied aerially in 8 to 25 gallons of water per acre after conifers such as jack pine, red pine, black spruce, and white spruce have hardened off (usually mid-July) will provide control of competing hardwoods including alder, aspen, birch, hazel, and willow.

SITE PREPARATION


Budbreak Spray: To control alder and other susceptible species before planting forest seedlings, apply 2 to 4 quarts of this product in 9 to 15 gallons fuel oil per acre after alder buds break, but before foliage is 1/4 full size.

Foliage Spray: To control alder before planting forest tree seedlings, apply 2 quarts of this product plus 2 quarts fuel oil in 9 to 15 gallons of water per acre after most alder leaves are full size.

Consult your regional or extension forester or state herbicide specialist for recommendations to fit local conditions.

The maximum rate per broadcast application is 8 pints per acre, limited to 1 application per year

***Not currently registered in California.**



STORAGE AND DISPOSAL

Do not contaminate water, food or feed by storage or disposal.

PESTICIDE STORAGE: Store in original container in a dry, secured storage area. Keep container tightly closed when not in use.
PESTICIDE DISPOSAL: Pesticide wastes are toxic. Improper disposal of excess pesticide, spray mixture, or rinsate is a violation of Federal law and may contaminate groundwater. If these wastes cannot be disposed of by use according to label instructions, contact your State Pesticide or Environmental Control Agency or the Hazardous Waste representative at the nearest EPA Regional Office for guidance.

CONTAINER DISPOSAL: Nonrefillable Containers 5 Gallons or Less: Nonrefillable container. Do not reuse or refill this container. Offer for recycling if available. Triple rinse container (or equivalent) promptly after emptying. **Triple rinse as follows:** Empty the remaining contents into application equipment or a mix tank and drain for 10 seconds after the flow begins to drip. Fill the container 1/4 full with water and recap. Shake for 10 seconds. Pour rinsate into application equipment or a mix tank or store rinsate for later use or disposal. Drain for 10 seconds after the flow begins to drip. Repeat this procedure two more times. Then offer for recycling or reconditioning, or puncture and dispose of in a sanitary landfill, or by other procedures approved by State and local authorities. Plastic containers are also disposable by incineration, or, if allowed by State and local authorities, by burning. If burned stay out of smoke.

Nonrefillable containers larger than 5 gallons: Nonrefillable container. Do not reuse or refill this container. Offer for recycling if available. If recycling or reconditioning not available, puncture and dispose of in a sanitary landfill, or by other procedures approved by State and local authorities. Plastic containers are also disposable by incineration, or, if allowed by State and local authorities, by burning. If burned stay out of smoke. Triple rinse or pressure rinse container (or equivalent) promptly after emptying.

Triple rinse as follows: Empty the remaining contents into application equipment or a mix tank. Fill the container 1/4 full with water. Replace and tighten closures. Tip container on its side and roll it back and forth, ensuring at least one complete revolution, for 30 seconds. Stand the container on its end and tip it back and forth several times. Turn the container over onto its other end and tip it back and forth several times. Empty the rinsate into application equipment or a mix tank or store rinsate for later use or disposal. Repeat this procedure two more times. **Pressure rinse as follows:** Empty the remaining contents into application equipment or a mix tank and continue to drain for 10 seconds after the flow begins to drip. Hold container upside down over application equipment or mix tank or collect rinsate for later use or disposal. Insert pressure rinsing nozzle in the side of the container, and rinse at about 40 psi for at least 30 seconds. Drain for 10 seconds after the flow begins to drip.

OR

Refillable containers larger than 5 gallons: Refillable container. Refill this container with pesticide only. Do not reuse this container for any other purpose. Cleaning the container before final disposal is the responsibility of the person disposing of the container. Cleaning before refilling is the responsibility of the refiller. To clean the container before final disposal, empty the remaining contents from this container into application equipment or a mix tank. Fill the container about 10% full with water. Agitate vigorously or recirculate water with the pump for two minutes. Pour or pump rinsate into application equipment or rinsate collection system. Repeat this rinsing procedure two more times.

WARRANTY DISCLAIMER

The directions for use of this product must be followed carefully. TO THE EXTENT CONSISTENT WITH APPLICABLE LAW, (1) THE GOODS DELIVERED TO YOU ARE FURNISHED "AS IS" BY MANUFACTURER OR SELLER AND (2) MANUFACTURER AND SELLER MAKE NO WARRANTIES, GUARANTEES, OR REPRESENTATIONS OF ANY KIND TO BUYER OR USER, EITHER EXPRESS OR IMPLIED, OR BY USAGE OF TRADE, STATUTORY OR OTHERWISE, WITH REGARD TO THE PRODUCT SOLD, INCLUDING, BUT NOT LIMITED TO MERCHANTABILITY, FITNESS FOR A PARTICULAR PURPOSE, USE, OR ELIGIBILITY OF THE PRODUCT FOR ANY PARTICULAR TRADE USAGE. UNINTENDED CONSEQUENCES, INCLUDING BUT NOT LIMITED TO INEFFECTIVENESS, MAY RESULT BECAUSE OF SUCH FACTORS AS THE PRESENCE OR ABSENCE OF OTHER MATERIALS USED IN COMBINATION WITH THE GOODS, OR THE MANNER OF USE OR APPLICATION, INCLUDING WEATHER, ALL OF WHICH ARE BEYOND THE CONTROL OF MANUFACTURER OR SELLER AND ASSUMED BY BUYER OR USER. THIS WRITING CONTAINS ALL OF THE REPRESENTATIONS AND AGREEMENTS BETWEEN BUYER, MANUFACTURER AND SELLER, AND NO PERSON OR AGENT OF MANUFACTURER OR SELLER HAS ANY AUTHORITY TO MAKE ANY REPRESENTATION OR WARRANTY OR AGREEMENT RELATING IN ANY WAY TO THESE GOODS.

LIMITATION OF LIABILITY

TO THE EXTENT CONSISTENT WITH APPLICABLE LAW, IN NO EVENT SHALL MANUFACTURER OR SELLER BE LIABLE FOR SPECIAL, INCIDENTAL, OR CONSEQUENTIAL DAMAGES, OR FOR DAMAGES IN THEIR NATURE OF PENALTIES RELATING TO THE GOODS SOLD, INCLUDING USE, APPLICATION, HANDLING, AND DISPOSAL. TO THE EXTENT CONSISTENT WITH APPLICABLE LAW, MANUFACTURER OR SELLER SHALL NOT BE LIABLE TO BUYER OR USER BY WAY OF INDEMNIFICATION TO BUYER OR TO CUSTOMERS OF BUYER, IF ANY, OR FOR ANY DAMAGES OR SUMS OF MONEY, CLAIMS OR DEMANDS WHATSOEVER, RESULTING FROM OR BY REASON OF, OR ARISING OUT OF THE MISUSE, OR FAILURE TO FOLLOW LABEL WARNINGS OR INSTRUCTIONS FOR USE, OF THE GOODS SOLD BY MANUFACTURER OR SELLER TO BUYER. ALL SUCH RISKS SHALL BE ASSUMED BY THE BUYER, USER, OR ITS CUSTOMERS. TO THE EXTENT CONSISTENT WITH APPLICABLE LAW, BUYER'S OR USER'S EXCLUSIVE REMEDY, AND MANUFACTURER'S OR SELLER'S TOTAL LIABILITY SHALL BE FOR DAMAGES NOT EXCEEDING THE COST OF THE PRODUCT.

If you do not agree with or do not accept any of directions for use, the warranty disclaimers, or limitations on liability, do not use the product, and return it unopened to the Seller, and the purchase price will be refunded.

(FV021610N)

Weedone, Diablo, Maestro, and Tahoe are registered trademarks of Nufarm Americas Inc. All other trademarks are the property of their respective owners.