

71368-5



10/30/2014



1/14

UNITED STATES ENVIRONMENTAL PROTECTION AGENCY
WASHINGTON, DC 20460



OFFICE OF
CHEMICAL SAFETY AND
POLLUTION PREVENTION

October 30, 2014

Mr. Matthew Granahan
Regulatory Manager
Nufarm, Inc.
11901 S. Austin Ave.
Alsip, IL 60803

Subject: Label Amendment – Removing 1-year plant back interval as supported by confined rotational crop study (MRID #49295201)
Product Name: Thistrol Herbicide
EPA Registration Number: 71368-5
Application Date: January 3, 2014
Decision Number: 486885

Dear Mr. Granahan:

The confined rotational crop study (MRID #49295201), submitted in support of reducing the 365-day plant back interval for rotational crops to 60 days, has been reviewed and accepted by the Agency. Additionally, the amended label referred to above, submitted in connection with registration under the Federal Insecticide, Fungicide and Rodenticide Act, as amended, is acceptable.

A stamped copy of your labeling is enclosed for your records. This labeling supersedes all previously accepted labeling. You must submit one (1) copy of the final printed labeling before you release the product for shipment with the new labeling. In accordance with 40 CFR 152.130(c), you may distribute or sell this product under the previously approved labeling for 18 months from the date of this letter. After 18 months, you may only distribute or sell this product if it bears this new revised labeling or subsequently approved labeling. "To distribute or sell" is defined under FIFRA section 2(gg) and its implementing regulation at 40 CFR 152.3.

Your release for shipment of the product constitutes acceptance of these conditions. If these conditions are not complied with, the registration will be subject to cancellation in accordance with FIFRA section 6(e). If you have any questions, please contact Kathryn Montague by phone at 703-305-1243, or via email at montague.kathryn@epa.gov.

Sincerely,

Kathryn V. Montague, Product
Manager 23
Herbicide Branch
Registration Division (7505P)
Office of Pesticide Programs

[Attachment]

2/14

Thistrol® Herbicide

ACCEPTED
 OCT 30 2014
 Under the Federal Insecticide,
 Fungicide, and Rodenticide Act,
 as amended, for the pesticide
 registered under
 EPA Reg. No. 71368-5

**CONTROLS OR SUPPRESSES CANADATHISTLE AND
CERTAIN OTHER BROADLEAFWEEDS IN PEAS AND MINT**

CONTAINS MCPB

ACTIVE INGREDIENT:

Sodium salt of 4-(2-Methyl-4-chlorophenoxy) butyric acid* 23.5%

OTHER INGREDIENTS: 76.5%

TOTAL: 100.0%

*4-(2-Methyl-4-chlorophenoxy) butyric acid equivalent to 21.4% by weight or 2 pounds per gallon.

KEEP OUT OF REACH OF CHILDREN
WARNING / AVISO
 PRECAUCION AL USUARIO: Si usted no entiende la etiqueta, busque a alguien para que se la explique a usted en detalle.
 (If you do not understand the label, find someone to explain it to you in detail.)
SEE INSIDE BOOKLET FOR FIRST AID AND ADDITIONAL PRECAUTIONARY STATEMENTS

For Chemical Spill, Leak, Fire, or Exposure, Call CHEMTREC (800) 424-9300
For Medical Emergencies Only, Call (877) 325-1840


EPA REG. NO. 71368-5

EPA EST. NO.

Manufactured For

NUFARM, INC.

11901 S. Austin Ave.
Alsip, IL 60803



NET CONTENTS _____ GAL. (_____ Liters)

[Designation as "NONREFILLABLE" or "REFILLABLE" for containers > 5 GAL

071368-00005.20140103.EPA Amendment

**PRECAUTIONARY STATEMENTS
HAZARDS TO HUMANS AND DOMESTIC ANIMALS
WARNING / AVISO**

Causes substantial but temporary eye injury. Harmful if swallowed. Do not get in eyes or on clothing. Avoid contact with skin. Prolonged or frequently repeated skin contact may cause allergic reactions in some individuals.

PERSONAL PROTECTIVE EQUIPMENT (PPE):

Applicators and all mixers, loaders and other handlers must wear protective eyewear, shoes plus socks, long-sleeved shirt, long pants, and chemical-resistant gloves when mixing, loading or exposed to the concentrate.

Follow manufacturer's instructions for cleaning/maintaining PPE. If no such instructions for washables exist, use detergent and hot water. Keep and wash PPE separately from other laundry.

ENGINEERING CONTROLS STATEMENTS:

Pilots must use an enclosed cockpit that meets the requirements listed in the Worker Protection Standard (WPS) for agricultural pesticides [40 CFR 170.240(d)(6)].

USER SAFETY RECOMMENDATIONS	
Users Should:	
<ul style="list-style-type: none"> • Wash with plenty of soap and water before eating, drinking, chewing gum, using tobacco or using the toilet. • Remove clothing/PPE immediately if pesticide gets inside. Then wash thoroughly and put on clean clothing. • Remove PPE immediately after handling this product. Wash the outside of gloves before removing. As soon as possible, wash thoroughly and change into clean clothing. 	

FIRST AID	
IF IN EYES	<ul style="list-style-type: none"> • Hold eye open and rinse slowly and gently with water for 15 to 20 minutes. • Remove contact lenses, if present, after the first 5 minutes, then continue rinsing eye. • Call a poison control center or doctor for treatment advice.
IF SWALLOWED	<ul style="list-style-type: none"> • Call a poison control center or doctor immediately for treatment advice. • Have person sip a glass of water if able to swallow. • Do not induce vomiting unless told to do so by the poison control center or doctor. • Do not give anything by mouth to an unconscious person.
IF ON SKIN OR CLOTHING	<ul style="list-style-type: none"> • Take off contaminated clothing. • Rinse skin immediately with plenty of water for 15 to 20 minutes. • Call a poison control center or doctor for treatment advice.
IF INHALED	<ul style="list-style-type: none"> • Move person to fresh air. • If person is not breathing, call 911 or an ambulance, then give artificial respiration, preferably by mouth-to-mouth, if possible. • Call a poison control center or doctor for further treatment advice.
HOT LINE NUMBER	
<p>Have the product container or label with you when calling a poison control center or doctor, or going for treatment. You may also contact 1-877-325-1840 for emergency medical treatment information.</p>	


ENVIRONMENTAL HAZARDS

Do not apply directly to water, to areas where surface water is present, or to intertidal areas below the mean high water mark. Do not contaminate water when disposing of equipment washwaters or rinsate. Avoid spray drift as this product may injure susceptible crops and plants such as cotton, beans, grapes, tomatoes, and ornamentals. (Coarse sprays are less likely to drift.) Do not use same spray equipment for other purposes unless thoroughly cleaned prior to use. Do not apply this product through any type of irrigation system.

DIRECTIONS FOR USE

It is a violation of Federal law to use this product in a manner inconsistent with its labeling. Read entire label before using this product.

Do not apply this product in a way that will contact workers or other persons, either directly or through drift. Only protected handlers may be in the area during application. For any requirements specific to your State or Tribe, consult the agency responsible for pesticide regulation.



AGRICULTURAL USE REQUIREMENTS

Use this product only in accordance with its labeling and with the Worker Protection Standard, 40 CFR Part 170. This standard contains requirements for the protection of agricultural workers on farms, forests, nurseries, and greenhouses, and handlers of agricultural pesticides. It contains requirements for training, decontamination, notification, and emergency assistance. It also contains specific instructions and exceptions pertaining to the statements on this label about personal protective equipment (PPE) and restricted-entry intervals. The requirements in this box only apply to uses of this product that are covered by the Worker Protection Standard.

Do not enter or allow worker entry into treated areas during the restricted-entry interval (REI) of 24 hours.

PPE required for early entry to treated areas that is permitted under the Worker Protection Standard and that involves contact with anything that has been treated, such as plants, soil, or water is: Coveralls, shoes plus socks, and chemical-resistant gloves made of any waterproof material.

PRODUCT INFORMATION

This product will provide safe and effective post-emergence control or suppression of Canada thistle in field peas. This product will also provide control or suppression of several annual broadleaf weeds such as common lambsquarters, pigweed, smartweed, sowthistle, and morningglories. Canada thistle is a particularly troublesome weed in pea fields, because it can reduce pea yields through competition, and because flower buds of the weed are difficult to remove from the harvested crop, resulting in loss of crop quality and reduced cash value to the grower.

This product will also provide suppression of field bindweed and other broadleaf weeds in mint that are listed on this label.

Apply only as a medium or coarser spray (ASAE standard 572) or a volume mean diameter of 300 microns or greater for spinning atomizer nozzles. A variety of factors including weather conditions (e.g., wind direction, wind speed, temperature, relative humidity) and method of application (e.g., ground, aerial) can influence pesticide drift. The applicator and grower must evaluate all factors and make appropriate adjustments when applying this product.

WIND SPEED: Do not apply at wind speeds greater than 10 mph at the application site.

DROPLET SIZE: Apply as a medium or coarser spray (ASAE standard 572).

RELEASE HEIGHT (Ground Application): Apply using a nozzle height of no more than 4 feet above the ground or crop canopy.

RELEASE HEIGHT (Aerial Application): Do not release spray at a height greater than 10 feet above the ground or crop canopy.

MINT

For suppression of field bindweed (*Convolvulus arvensis*) and other broadleaf weeds listed on this label: Apply early post-emergence at the rate of 1 to 2 pints per acre (0.25 to 0.5 lb. acid equivalent/acre (lb. ae/A)) in sufficient water for coverage.

Do not harvest the mint within 40 days of the application.

Field bindweed suppression improves as the runners begin to exceed 6 to 8 inches in length. Mint oil yields may be reduced if applications are made when the crop is 6 inches or more tall. Mint may be discolored or twisted, but the production benefits gained from suppressing bindweed typically far exceeds the risk of mint injury.

For control of winter annual weeds listed, a fall application at 1 to 2 pints per acre (0.25 to 0.5 lb. ae/A) may be applied. A single spring application works best for field bindweed suppression.

If tank mixed with other herbicides, test on a small area prior to full application (as the tank mixed application may result in significant damage to the mint).

Attention: Do not use this product if minor mint injury is unacceptable.

PEAS

MIXING AND HANDLING INSTRUCTIONS

Fill the spray tank 1/2 to 3/4 full with clean water. Begin agitation and add the recommended amount of this product. Add water to the spray tank to the desired level. Maintain sufficient agitation to ensure a uniform spray mixture during application. For ground application, apply in 20 to 40 gallons of water per acre, using a maximum spray pressure of 40 psi. For aerial application, apply in 5 to 10 gallons of water per acre.

INSTRUCTIONS FOR APPLYING THIS PRODUCT

Peas are tolerant to this product from shoot emergence until about 3 leaf nodes before flowering. Typically, pea plants have developed 6 to 12 nodes at the normal time of Canada thistle treatment. Do not apply this product later than 3 nodes before pea flowering or after pea flower buds appear, as yield may be adversely affected. Most pea varieties may be safely sprayed with this product, however, temporary twisting of some pea varieties may follow application. Check with state weed extension specialist or local canning company representatives.


When using the tank mixture of this product plus BASAGRAN®, observe the more restrictive of the two labels for directions, precautions or limitations.

**RATES FOR APPLYING THISTROL AND
THISTROL + BASAGRAN TANK MIXTURES TO PEAS**

Weed Species	THISTROL 2 to 3 pints		THISTROL 3 to 4 pints		THISTROL 4 to 6 pints		THISTROL 2 pints + BASAGRAN 1 pint		THISTROL 3 pints + BASAGRAN 1-1/2 pints	
	MAX LEAF	MAX WEED	MAX LEAF	MAX WEED	MAX LEAF	MAX WEED	MAX LEAF STAG E	MAX WEED HEIGHT	MAX LEAF STAGE	MAX WEED HEIGHT
	STAGE	HEIGHT	STAGE	HEIGHT	STAGE	HEIGHT				
Common Lambsquarters	2 - 3	3"	3 - 4	3" - 4"	4 - 5	4" - 5"	4	2"	8	3"
Pigweed	2 - 3	3"	3 - 4	3" - 4"	4 - 5	4" - 5"	5	2"	8	6"
Smartweed	2 - 3	3"	3 - 4	3" - 4"	4 - 5	4" - 5"	6	4"	8	6"
Morningglory	2 - 3	3"	3 - 4	3" - 4"	4 - 5	4" - 5"	-	-	-	-
Sowthistle	2 - 3	3"	3 - 4	3" - 4"	4 - 5	4" - 5"	4 - 5	4" - 5"	4 - 5	4" - 5"
Canada Thistle	-	-	-	4" - 10"	-	4" - Bud	-	4" - Bud	-	4" - Bud
Cocklebur	-	-	-	-	-	-	-	-	6	6"
Common Purslane	-	-	-	-	-	-	4	1"	6	2"
Common Ragweed	-	-	-	-	-	-	-	-	6	3'
Field Pepperweed	-	-	-	-	-	-	6	4"	10	8"
Giant Ragweed	-	-	-	-	-	-	-	-	4	6"
Henbit	-	-	-	-	-	-	-	-	4	2"
Jimsonweed	-	-	-	-	-	-	4	4"	6	6"
Marshelder	-	-	-	-	-	-	-	-	4	2"
Prickly Sida	-	-	-	-	-	-	6	3'	8	4"
Shepherdspurse	-	-	-	-	-	-	6	4"	10	8"
Velvetleaf	-	-	-	-	-	-	-	-	4	2"
Wild Mustard	-	-	-	-	-	-	6	4"	10	10"
Wild Radish	-	-	-	-	-	-	6	4"	10	10"
Wild Sunflower	-	-	-	-	-	-	-	-	4	5"

RESTRICTIONS AND PRECAUTIONS

- Do not spray peas under moisture stress.
- Do not spray peas when the air temperature exceeds 90°F.
- Do not spray peas later than 3 nodes before pea flowering or after pea flower buds appear.
- Do not exceed the maximum recommended rate of this product listed on this label.
- Do not feed treated peas or pea vines to livestock
- **PLANT BACK INTERVAL:** Mint and peas treated with MCPB may be replanted with any crop specified on an MCPB label for any crop for which a residue tolerance exists for MCPB. For crops not listed on an MCPB label, or on crops for which no residue tolerances for MCPB have been established, a 60-day plantback interval must be observed.



6/14

STORAGE AND DISPOSAL

Do not contaminate water, food or feed by storage or disposal.

PESTICIDE STORAGE: Store in original container in a dry, secured storage area. Keep container tightly closed when not in use. Protect from freezing. If allowed to freeze, hold in warm temperature for several days and remix before using.

PESTICIDE DISPOSAL: To avoid wastes, use all material in this container by application according to label directions. If waste cannot be avoided, offer remaining product to a waste disposal facility or pesticide disposal program (often such programs are run by state or local governments or by industry).

CONTAINER DISPOSAL:

[**Note to Reviewer:** The following statement will be included on all Final Printed Labels bearing multiple Container Disposal (Container Handling) statements] **NOTE:** This product is available in multiple containers. Refer to the Net Contents section of this products labeling for the applicable "Nonrefillable" or "Refillable" designation. Follow the container disposal [handling] instructions below that apply to your container type / size."

[**Note to Reviewer:** The bracketed section headers will be included when multiple container types / sizes are listed on the label.]

Nonrefillable Containers 5 Gallons or Less: Nonrefillable container. Do not reuse or refill this container. Triple rinse container (or equivalent) promptly after emptying. **Triple rinse as follows:** Empty the remaining contents into application equipment or a mix tank and drain for 10 seconds after the flow begins to drip. Fill the container 1/4 full with water. Replace and tighten closures. Tip container on its side and roll it back and forth, ensuring at least one complete revolution, for 30 seconds. Stand the container on its end and tip it back and forth several times. Turn the container over onto its other end and tip it back and forth several times. Empty the rinsate into application equipment or a mix tank or store rinsate for later use or disposal. Repeat this procedure two more times. Then offer for recycling or reconditioning, or puncture and dispose of in a sanitary landfill, or by other procedures approved by State and local authorities. Plastic containers are also disposable by incineration, or, if allowed by State and local authorities, by burning. If burned, stay out of smoke.

Nonrefillable Containers Larger than 5 Gallons: Nonrefillable container. Do not reuse or refill this container. Offer for recycling if available. Triple rinse or pressure rinse container (or equivalent) promptly after emptying. **Triple rinse as follows:** Empty the remaining contents into application equipment or a mix tank. Fill the container 1/4 full with water. Replace and tighten closures. Tip container on its side and roll it back and forth, ensuring at least one complete revolution, for 30 seconds. Stand the container on its end and tip it back and forth several times. Turn the container over onto its other end and tip it back and forth several times. Empty the rinsate into application equipment or a mix tank or store rinsate for later use or disposal. Repeat this procedure two more times. **Pressure rinse as follows:** Empty the remaining contents into application equipment or a mix tank and continue to drain for 10 seconds after the flow begins to drip. Hold container upside down over application equipment or mix tank and continue to drain for 10 seconds after the flow begins to drip. Hold container upside down over application equipment or mix tank or collect rinsate for later use or disposal. Insert pressure rinsing nozzle in the side of the container, and rinse at about 40 psi for at least 30 seconds. Drain for 10 seconds after the flow begins to drip.

Refillable Container Larger than 5 Gallons: Refillable container. Refill this container with pesticide only. Do not reuse this container for any other purpose. Cleaning the container before final disposal is the responsibility of the person disposing of the container. Cleaning before refilling is the responsibility of the refiller. To clean the container before final disposal, empty the remaining contents from this container into application equipment or a mix tank. Fill the container about 10% full with water and, if possible, spray all sides while adding water. Agitate vigorously or recirculate water with the pump for two minutes. Pour or pump rinsate into application equipment or rinsate collection system. Repeat this rinsing procedure two more times.

WARRANTY DISCLAIMER

The directions for use of this product must be followed carefully. TO THE EXTENT CONSISTENT WITH APPLICABLE LAW, (1) THE GOODS DELIVERED TO YOU ARE FURNISHED "AS IS" BY MANUFACTURER OR SELLER AND (2) MANUFACTURER AND SELLER MAKE NO WARRANTIES, GUARANTEES, OR REPRESENTATIONS OF ANY KIND TO BUYER OR USER, EITHER EXPRESS OR IMPLIED, OR BY USAGE OF TRADE, STATUTORY OR OTHERWISE, WITH REGARD TO THE PRODUCT SOLD, INCLUDING, BUT NOT LIMITED TO MERCHANTABILITY, FITNESS FOR A PARTICULAR PURPOSE, USE, OR ELIGIBILITY OF THE PRODUCT FOR ANY PARTICULAR TRADE USAGE. UNINTENDED CONSEQUENCES, INCLUDING BUT NOT LIMITED TO INEFFECTIVENESS, MAY RESULT BECAUSE OF SUCH FACTORS AS THE PRESENCE OR ABSENCE OF OTHER MATERIALS USED IN COMBINATION WITH THE GOODS, OR THE MANNER OF USE OR APPLICATION, INCLUDING WEATHER, ALL OF WHICH ARE BEYOND THE CONTROL OF MANUFACTURER OR SELLER AND ASSUMED BY BUYER OR USER. THIS WRITING CONTAINS ALL OF THE REPRESENTATIONS AND AGREEMENTS BETWEEN BUYER, MANUFACTURER AND SELLER, AND NO PERSON OR AGENT OF MANUFACTURER OR SELLER HAS ANY AUTHORITY TO MAKE ANY REPRESENTATION OR WARRANTY OR AGREEMENT RELATING IN ANY WAY TO THESE GOODS.

LIMITATION OF LIABILITY

TO THE EXTENT CONSISTENT WITH APPLICABLE LAW, IN NO EVENT SHALL MANUFACTURER OR SELLER BE LIABLE FOR SPECIAL, INCIDENTAL, OR CONSEQUENTIAL DAMAGES, OR FOR DAMAGES IN THEIR NATURE OF PENALTIES RELATING TO THE GOODS SOLD, INCLUDING USE, APPLICATION, HANDLING, AND DISPOSAL. TO THE EXTENT CONSISTENT WITH APPLICABLE LAW, MANUFACTURER OR SELLER SHALL NOT BE LIABLE TO BUYER OR USER BY WAY OF INDEMNIFICATION TO BUYER OR TO CUSTOMERS OF BUYER, IF ANY, OR FOR ANY DAMAGES OR SUMS OF MONEY,

7/14

UNITED STATES ENVIRONMENTAL PROTECTION AGENCY
WASHINGTON, DC 20460



OFFICE OF
CHEMICAL SAFETY AND
POLLUTION PREVENTION

October 30, 2014

Mr. Matthew Granahan
Regulatory Manager
Nufarm, Inc.
11901 S. Austin Ave.
Alsip, IL 60803

Subject: Label Amendment – Removing 1-year plant back interval as supported by confined rotational crop study (MRID #49295201)
Product Name: Thistrol Herbicide
EPA Registration Number: 71368-5
Application Date: January 3, 2014
Decision Number: 486885

Dear Mr. Granahan:

The confined rotational crop study (MRID #49295201), submitted in support of reducing the 365-day plant back interval for rotational crops to 60 days, has been reviewed and accepted by the Agency. Additionally, the amended label referred to above, submitted in connection with registration under the Federal Insecticide, Fungicide and Rodenticide Act, as amended, is acceptable.

A stamped copy of your labeling is enclosed for your records. This labeling supersedes all previously accepted labeling. You must submit one (1) copy of the final printed labeling before you release the product for shipment with the new labeling. In accordance with 40 CFR 152.130(c), you may distribute or sell this product under the previously approved labeling for 18 months from the date of this letter. After 18 months, you may only distribute or sell this product if it bears this new revised labeling or subsequently approved labeling. "To distribute or sell" is defined under FIFRA section 2(gg) and its implementing regulation at 40 CFR 152.3.

Your release for shipment of the product constitutes acceptance of these conditions. If these conditions are not complied with, the registration will be subject to cancellation in accordance with FIFRA section 6(e). If you have any questions, please contact Kathryn Montague by phone at 703-305-1243, or via email at montague.kathryn@epa.gov.

Sincerely,

Kathryn V. Montague, Product
Manager 23
Herbicide Branch
Registration Division (7505P)
Office of Pesticide Programs

[Attachment]

8/14

Thistrol® Herbicide

ACCEPTED
OCT 30 2014
Under the Federal Insecticide, Fungicide, and Rodenticide Act, as amended, for the pesticide registered under EPA Reg. No. 71368-5

CONTROLS OR SUPPRESSES CANADATHISTLE AND CERTAIN OTHER BROADLEAFWEEDS IN PEAS AND MINT

CONTAINS MCPB

ACTIVE INGREDIENT:

Sodium salt of 4-(2-Methyl-4-chlorophenoxy) butyric acid*	23.5%
OTHER INGREDIENTS:	76.5%
TOTAL:	100.0%

*4-(2-Methyl-4-chlorophenoxy) butyric acid equivalent to 21.4% by weight or 2 pounds per gallon.

KEEP OUT OF REACH OF CHILDREN

WARNING / AVISO


PRECAUCION AL USUARIO: Si usted no entiende la etiqueta, busque a alguien para que se la explique a usted en detalle.
(If you do not understand the label, find someone to explain it to you in detail.)

SEE INSIDE BOOKLET FOR FIRST AID AND ADDITIONAL PRECAUTIONARY STATEMENTS

For Chemical Spill, Leak, Fire, or Exposure, Call CHEMTREC (800) 424-9300
For Medical Emergencies Only, Call (877) 325-1840

EPA REG. NO. 71368-5
EPA EST. NO.

Manufactured For
NUFARM, INC.
11901 S. Austin Ave.
Alsip, IL 60803



NET CONTENTS _____ GAL. (_____ Liters)
[Designation as "NONREFILLABLE" or "REFILLABLE" for containers > 5 GAL

071368-00005.20140103.EPA Amendment

9/14

**PRECAUTIONARY STATEMENTS
HAZARDS TO HUMANS AND DOMESTIC ANIMALS
WARNING / AVISO**

Causes substantial but temporary eye injury. Harmful if swallowed. Do not get in eyes or on clothing. Avoid contact with skin. Prolonged or frequently repeated skin contact may cause allergic reactions in some individuals.

PERSONAL PROTECTIVE EQUIPMENT (PPE):

Applicators and all mixers, loaders and other handlers must wear protective eyewear, shoes plus socks, long-sleeved shirt, long pants, and chemical-resistant gloves when mixing, loading or exposed to the concentrate.

Follow manufacturer's instructions for cleaning/maintaining PPE. If no such instructions for washables exist, use detergent and hot water. Keep and wash PPE separately from other laundry.

ENGINEERING CONTROLS STATEMENTS:

Pilots must use an enclosed cockpit that meets the requirements listed in the Worker Protection Standard (WPS) for agricultural pesticides [40 CFR 170.240(d)(6)].

USER SAFETY RECOMMENDATIONS	
Users Should:	
<ul style="list-style-type: none"> • Wash with plenty of soap and water before eating, drinking, chewing gum, using tobacco or using the toilet. • Remove clothing/PPE immediately if pesticide gets inside. Then wash thoroughly and put on clean clothing. • Remove PPE immediately after handling this product. Wash the outside of gloves before removing. As soon as possible, wash thoroughly and change into clean clothing. 	

FIRST AID	
IF IN EYES	<ul style="list-style-type: none"> • Hold eye open and rinse slowly and gently with water for 15 to 20 minutes. • Remove contact lenses, if present, after the first 5 minutes, then continue rinsing eye. • Call a poison control center or doctor for treatment advice.
IF SWALLOWED	<ul style="list-style-type: none"> • Call a poison control center or doctor immediately for treatment advice. • Have person sip a glass of water if able to swallow. • Do not induce vomiting unless told to do so by the poison control center or doctor. • Do not give anything by mouth to an unconscious person.
IF ON SKIN OR CLOTHING	<ul style="list-style-type: none"> • Take off contaminated clothing. • Rinse skin immediately with plenty of water for 15 to 20 minutes. • Call a poison control center or doctor for treatment advice.
IF INHALED	<ul style="list-style-type: none"> • Move person to fresh air. • If person is not breathing, call 911 or an ambulance, then give artificial respiration, preferably by mouth-to-mouth, if possible. • Call a poison control center or doctor for further treatment advice.

HOT LINE NUMBER
Have the product container or label with you when calling a poison control center or doctor, or going for treatment. You may also contact 1-877-325-1840 for emergency medical treatment information.


ENVIRONMENTAL HAZARDS

Do not apply directly to water, to areas where surface water is present, or to intertidal areas below the mean high water mark. Do not contaminate water when disposing of equipment washwaters or rinsate. Avoid spray drift as this product may injure susceptible crops and plants such as cotton, beans, grapes, tomatoes, and ornamentals. (Coarse sprays are less likely to drift.) Do not use same spray equipment for other purposes unless thoroughly cleaned prior to use. Do not apply this product through any type of irrigation system.

DIRECTIONS FOR USE

It is a violation of Federal law to use this product in a manner inconsistent with its labeling. Read entire label before using this product.

Do not apply this product in a way that will contact workers or other persons, either directly or through drift. Only protected handlers may be in the area during application. For any requirements specific to your State or Tribe, consult the agency responsible for pesticide regulation.



10/14

AGRICULTURAL USE REQUIREMENTS

Use this product only in accordance with its labeling and with the Worker Protection Standard, 40 CFR Part 170. This standard contains requirements for the protection of agricultural workers on farms, forests, nurseries, and greenhouses, and handlers of agricultural pesticides. It contains requirements for training, decontamination, notification, and emergency assistance. It also contains specific instructions and exceptions pertaining to the statements on this label about personal protective equipment (PPE) and restricted-entry intervals. The requirements in this box only apply to uses of this product that are covered by the Worker Protection Standard.

Do not enter or allow worker entry into treated areas during the restricted-entry interval (REI) of 24 hours.

PPE required for early entry to treated areas that is permitted under the Worker Protection Standard and that involves contact with anything that has been treated, such as plants, soil, or water is: Coveralls, shoes plus socks, and chemical-resistant gloves made of any waterproof material.

PRODUCT INFORMATION

This product will provide safe and effective post-emergence control or suppression of Canada thistle in field peas. This product will also provide control or suppression of several annual broadleaf weeds such as common lambsquarters, pigweed, smartweed, sowthistle, and morningglories. Canada thistle is a particularly troublesome weed in pea fields, because it can reduce pea yields through competition, and because flower buds of the weed are difficult to remove from the harvested crop, resulting in loss of crop quality and reduced cash value to the grower.

This product will also provide suppression of field bindweed and other broadleaf weeds in mint that are listed on this label.

Apply only as a medium or coarser spray (ASAE standard 572) or a volume mean diameter of 300 microns or greater for spinning atomizer nozzles. A variety of factors including weather conditions (e.g., wind direction, wind speed, temperature, relative humidity) and method of application (e.g., ground, aerial) can influence pesticide drift. The applicator and grower must evaluate all factors and make appropriate adjustments when applying this product.

WIND SPEED: Do not apply at wind speeds greater than 10 mph at the application site.

DROPLET SIZE: Apply as a medium or coarser spray (ASAE standard 572).

RELEASE HEIGHT (Ground Application): Apply using a nozzle height of no more than 4 feet above the ground or crop canopy.

RELEASE HEIGHT (Aerial Application): Do not release spray at a height greater than 10 feet above the ground or crop canopy.

MINT

For suppression of field bindweed (*Convolvulus arvensis*) and other broadleaf weeds listed on this label: Apply early post-emergence at the rate of 1 to 2 pints per acre (0.25 to 0.5 lb. acid equivalent/acre (lb. ae/A)) in sufficient water for coverage.

Do not harvest the mint within 40 days of the application.

Field bindweed suppression improves as the runners begin to exceed 6 to 8 inches in length. Mint oil yields may be reduced if applications are made when the crop is 6 inches or more tall. Mint may be discolored or twisted, but the production benefits gained from suppressing bindweed typically far exceeds the risk of mint injury.

For control of winter annual weeds listed, a fall application at 1 to 2 pints per acre (0.25 to 0.5 lb. ae/A) may be applied. A single spring application works best for field bindweed suppression.

If tank mixed with other herbicides, test on a small area prior to full application (as the tank mixed application may result in significant damage to the mint).

Attention: Do not use this product if minor mint injury is unacceptable.

PEAS

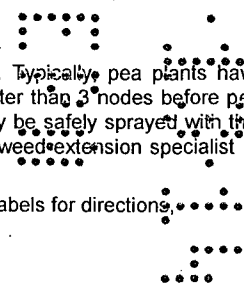
MIXING AND HANDLING INSTRUCTIONS

Fill the spray tank 1/2 to 3/4 full with clean water. Begin agitation and add the recommended amount of this product. Add water to the spray tank to the desired level. Maintain sufficient agitation to ensure a uniform spray mixture during application. For ground application, apply in 20 to 40 gallons of water per acre, using a maximum spray pressure of 40 psi. For aerial application, apply in 5 to 10 gallons of water per acre.

INSTRUCTIONS FOR APPLYING THIS PRODUCT

Peas are tolerant to this product from shoot emergence until about 3 leaf nodes before flowering. Typically, pea plants have developed 6 to 12 nodes at the normal time of Canada thistle treatment. Do not apply this product later than 3 nodes before pea flowering or after pea flower buds appear, as yield may be adversely affected. Most pea varieties may be safely sprayed with this product, however, temporary twisting of some pea varieties may follow application. Check with state weed extension specialist or local canning company representatives.

When using the tank mixture of this product plus BASAGRAN®, observe the more restrictive of the two labels for directions, precautions or limitations.




RATES FOR APPLYING THISTROL AND THISTROL + BASAGRAN TANK MIXTURES TO PEAS

Weed Species	THISTROL 2 to 3 pints		THISTROL 3 to 4 pints		THISTROL 4 to 6 pints		THISTROL 2 pints + BASAGRAN 1 pint		THISTROL 3 pints + BASAGRAN 1-1/2 pints	
	MAX LEAF	MAX WEED	MAX LEAF	MAX WEED	MAX LEAF	MAX WEED	MAX LEAF	MAX WEED	MAX LEAF	MAX WEED
	STAGE	HEIGHT	STAGE	HEIGHT	STAGE	HEIGHT	STAGE	HEIGHT	STAGE	HEIGHT
Common Lambsquarters	2 - 3	3"	3 - 4	3" - 4"	4 - 5	4" - 5"	4	2"	8	3"
Pigweed	2 - 3	3"	3 - 4	3" - 4"	4 - 5	4" - 5"	5	2"	8	6"
Smartweed	2 - 3	3"	3 - 4	3" - 4"	4 - 5	4" - 5"	6	4"	8	6"
Morningglory	2 - 3	3"	3 - 4	3" - 4"	4 - 5	4" - 5"	-	-	-	-
Sowthistle	2 - 3	3"	3 - 4	3" - 4"	4 - 5	4" - 5"	4 - 5	4" - 5"	4 - 5	4" - 5"
Canada Thistle	-	-	-	4" - 10"	-	4" - Bud	-	4" - Bud	-	4" - Bud
Cocklebur	-	-	-	-	-	-	-	-	6	6"
Common Purslane	-	-	-	-	-	-	4	1"	6	2"
Common Ragweed	-	-	-	-	-	-	-	-	6	3'
Field Pepperweed	-	-	-	-	-	-	6	4"	10	8"
Giant Ragweed	-	-	-	-	-	-	-	-	4	6"
Henbit	-	-	-	-	-	-	-	-	4	2"
Jimsonweed	-	-	-	-	-	-	4	4"	6	6"
Marshelder	-	-	-	-	-	-	-	-	4	2"
Prickly Sida	-	-	-	-	-	-	6	3'	8	4"
Shepherdspurse	-	-	-	-	-	-	6	4"	10	8"
Velvetleaf	-	-	-	-	-	-	-	-	4	2"
Wild Mustard	-	-	-	-	-	-	6	4"	10	10"
Wild Radish	-	-	-	-	-	-	6	4"	10	10"
Wild Sunflower	-	-	-	-	-	-	-	-	4	5"

RESTRICTIONS AND PRECAUTIONS

- Do not spray peas under moisture stress.
- Do not spray peas when the air temperature exceeds 90°F.
- Do not spray peas later than 3 nodes before pea flowering or after pea flower buds appear.
- Do not exceed the maximum recommended rate of this product listed on this label.
- Do not feed treated peas or pea vines to livestock
- **PLANT BACK INTERVAL:** Mint and peas treated with MCPB may be replanted with any crop specified on an MCPB label for any crop for which a residue tolerance exists for MCPB. For crops not listed on an MCPB label, or on crops for which no residue tolerances for MCPB have been established, a 60-day plantback interval must be observed.



12/14

STORAGE AND DISPOSAL

Do not contaminate water, food or feed by storage or disposal.

PESTICIDE STORAGE: Store in original container in a dry, secured storage area. Keep container tightly closed when not in use. Protect from freezing. If allowed to freeze, hold in warm temperature for several days and remix before using.

PESTICIDE DISPOSAL: To avoid wastes, use all material in this container by application according to label directions. If waste cannot be avoided, offer remaining product to a waste disposal facility or pesticide disposal program (often such programs are run by state or local governments or by industry).

CONTAINER DISPOSAL:

[**Note to Reviewer:** The following statement will be included on all Final Printed Labels bearing multiple Container Disposal (Container Handling) statements] **NOTE:** This product is available in multiple containers. Refer to the Net Contents section of this products labeling for the applicable "Nonrefillable" or "Refillable" designation. Follow the container disposal [handling] instructions below that apply to your container type / size."

[**Note to Reviewer:** The bracketed section headers will be included when multiple container types / sizes are listed on the label.]

Nonrefillable Containers 5 Gallons or Less: Nonrefillable container. Do not reuse or refill this container. Triple rinse container (or equivalent) promptly after emptying. **Triple rinse as follows:** Empty the remaining contents into application equipment or a mix tank and drain for 10 seconds after the flow begins to drip. Fill the container 1/4 full with water. Replace and tighten closures. Tip container on its side and roll it back and forth, ensuring at least one complete revolution, for 30 seconds. Stand the container on its end and tip it back and forth several times. Turn the container over onto its other end and tip it back and forth several times. Empty the rinsate into application equipment or a mix tank or store rinsate for later use or disposal. Repeat this procedure two more times. **Pressure rinse as follows:** Empty the remaining contents into application equipment or a mix tank and continue to drain for 10 seconds after the flow begins to drip. Hold container upside down over application equipment or mix tank and continue to drain for 10 seconds after the flow begins to drip. Hold container upside down over application equipment or mix tank or collect rinsate for later use or disposal. Insert pressure rinsing nozzle in the side of the container, and rinse at about 40 psi for at least 30 seconds. Drain for 10 seconds after the flow begins to drip.

Nonrefillable Containers Larger than 5 Gallons: Nonrefillable container. Do not reuse or refill this container. Offer for recycling if available. Triple rinse or pressure rinse container (or equivalent) promptly after emptying. **Triple rinse as follows:** Empty the remaining contents into application equipment or a mix tank. Fill the container 1/4 full with water. Replace and tighten closures. Tip container on its side and roll it back and forth, ensuring at least one complete revolution, for 30 seconds. Stand the container on its end and tip it back and forth several times. Turn the container over onto its other end and tip it back and forth several times. Empty the rinsate into application equipment or a mix tank or store rinsate for later use or disposal. Repeat this procedure two more times. **Pressure rinse as follows:** Empty the remaining contents into application equipment or a mix tank and continue to drain for 10 seconds after the flow begins to drip. Hold container upside down over application equipment or mix tank and continue to drain for 10 seconds after the flow begins to drip. Hold container upside down over application equipment or mix tank or collect rinsate for later use or disposal. Insert pressure rinsing nozzle in the side of the container, and rinse at about 40 psi for at least 30 seconds. Drain for 10 seconds after the flow begins to drip.

Refillable Container Larger than 5 Gallons: Refillable container. Refill this container with pesticide only. Do not reuse this container for any other purpose. Cleaning the container before final disposal is the responsibility of the person disposing of the container. Cleaning before refilling is the responsibility of the refiller. To clean the container before final disposal, empty the remaining contents from this container into application equipment or a mix tank. Fill the container about 10% full with water and, if possible, spray all sides while adding water. Agitate vigorously or recirculate water with the pump for two minutes. Pour or pump rinsate into application equipment or rinsate collection system. Repeat this rinsing procedure two more times.

WARRANTY DISCLAIMER

The directions for use of this product must be followed carefully. TO THE EXTENT CONSISTENT WITH APPLICABLE LAW, (1) THE GOODS DELIVERED TO YOU ARE FURNISHED "AS IS" BY MANUFACTURER OR SELLER AND (2) MANUFACTURER AND SELLER MAKE NO WARRANTIES, GUARANTEES, OR REPRESENTATIONS OF ANY KIND TO BUYER OR USER, EITHER EXPRESS OR IMPLIED, OR BY USAGE OF TRADE, STATUTORY OR OTHERWISE, WITH REGARD TO THE PRODUCT SOLD, INCLUDING, BUT NOT LIMITED TO MERCHANTABILITY, FITNESS FOR A PARTICULAR PURPOSE, USE, OR ELIGIBILITY OF THE PRODUCT FOR ANY PARTICULAR TRADE USAGE. UNINTENDED CONSEQUENCES, INCLUDING BUT NOT LIMITED TO INEFFECTIVENESS, MAY RESULT BECAUSE OF SUCH FACTORS AS THE PRESENCE OR ABSENCE OF OTHER MATERIALS USED IN COMBINATION WITH THE GOODS, OR THE MANNER OF USE OR APPLICATION, INCLUDING WEATHER, ALL OF WHICH ARE BEYOND THE CONTROL OF MANUFACTURER OR SELLER AND ASSUMED BY BUYER OR USER. THIS WRITING CONTAINS ALL OF THE REPRESENTATIONS AND AGREEMENTS BETWEEN BUYER, MANUFACTURER AND SELLER, AND NO PERSON OR AGENT OF MANUFACTURER OR SELLER HAS ANY AUTHORITY TO MAKE ANY REPRESENTATION OR WARRANTY OR AGREEMENT RELATING IN ANY WAY TO THESE GOODS.

LIMITATION OF LIABILITY

TO THE EXTENT CONSISTENT WITH APPLICABLE LAW, IN NO EVENT SHALL MANUFACTURER OR SELLER BE LIABLE FOR SPECIAL, INCIDENTAL, OR CONSEQUENTIAL DAMAGES, OR FOR DAMAGES IN THEIR NATURE OF PENALTIES RELATING TO THE GOODS SOLD, INCLUDING USE, APPLICATION, HANDLING, AND DISPOSAL. TO THE EXTENT CONSISTENT WITH APPLICABLE LAW, MANUFACTURER OR SELLER SHALL NOT BE LIABLE TO BUYER OR USER BY WAY OF INDEMNIFICATION TO BUYER OR TO CUSTOMERS OF BUYER, IF ANY, OR FOR ANY DAMAGES OR SUMS OF MONEY,


13/14

CLAIMS OR DEMANDS WHATSOEVER, RESULTING FROM OR BY REASON OF, OR ARISING OUT OF THE MISUSE, OR FAILURE TO FOLLOW LABEL WARNINGS OR INSTRUCTIONS FOR USE, OF THE GOODS SOLD BY MANUFACTURER OR SELLER TO BUYER. TO THE EXTENT CONSISTENT WITH APPLICABLE LAW, ALL SUCH RISKS SHALL BE ASSUMED BY THE BUYER, USER, OR ITS CUSTOMERS. TO THE EXTENT CONSISTENT WITH APPLICABLE LAW, BUYER'S OR USER'S EXCLUSIVE REMEDY, AND MANUFACTURER'S OR SELLER'S TOTAL LIABILITY SHALL BE FOR DAMAGES NOT EXCEEDING THE COST OF THE PRODUCT.

If you do not agree with or do not accept any of directions for use, the warranty disclaimers, or limitations on liability, do not use the product, and return it unopened to the Seller, and the purchase price will be refunded.

(RV010314)

THISTROL is a registered trademark of Nufarm Americas Inc. All other trademarks are the property of their respective owners.



14/14

LABEL HISTORY

File Name	Revision Mark	Comment
071368-00005.20121205.MASTER	(RV120512)	EPA SAL
071368-00005.20140103.EPA Amendment	(RV010414)	EPA Amendment R350 60 day PBI

