



UNITED STATES ENVIRONMENTAL PROTECTION AGENCY
WASHINGTON, D.C. 20460

OFFICE OF CHEMICAL SAFETY
AND POLLUTION PREVENTION

February 28, 2019

Ann Beaulieu, Ph.D.
Director, Regulatory Affairs
AgroFresh, Inc.
3 Spring House Innovation Park, Suite 100
Lower Gwynedd, PA 19002

Subject: Non-PRIA (Pesticide Registration Improvement Act) Labeling Amendment to Update
Respirator Language
Product Name: SmartFresh ProTabs
EPA Registration Number: 71297-10
Application Date: October 8, 2018
OPP Decision Number: 545177

Dear Dr. Beaulieu,

The amended labeling referred to above, submitted in connection with registration under the Federal Insecticide, Fungicide, and Rodenticide Act (FIFRA), as amended, is acceptable.

This approval does not affect any terms or conditions that were previously imposed on this registration. You continue to be subject to existing terms or conditions on your registration and any deadlines connected with them.

A stamped copy of your labeling is enclosed for your records. This labeling supersedes all previously accepted labeling. You must submit one (1) copy of the final printed labeling before you release this product for shipment with the new labeling. In accordance with 40 CFR § 152.130(c), you may distribute or sell this product under the previously approved labeling for 18 months from the date of this letter. After 18 months, you may only distribute or sell this product if it bears this new revised labeling or subsequently approved labeling. "To distribute or sell" is defined under FIFRA section 2(gg) and its implementing regulation at 40 CFR § 152.3.

Should you wish to add/retain a reference to your company's website on your label, then please be aware that the website becomes labeling under FIFRA and is subject to review by the U.S. Environmental Protection Agency (EPA). If the website is false or misleading, the product will be considered to be misbranded and sale or distribution of the product is unlawful under FIFRA section 12(a)(1)(E). 40 CFR § 156.10(a)(5) lists examples of statements the EPA may consider false or misleading. In addition, regardless of whether a website is referenced on your product's label, claims made on the website may not substantially differ from those claims approved through the registration process. Therefore, should the EPA find or if it is brought to our attention that a website contains false

Page 2 of 2
EPA Reg. No. 71297-10
OPP Decision No. 545177

or misleading statements or claims substantially differing from the EPA-approved registration, the website will be referred to the EPA's Office of Enforcement and Compliance Assurance.

Your release for shipment of this product constitutes acceptance of these terms. If these terms are not complied with, this registration will be subject to cancellation in accordance with FIFRA section 6.

If you have any questions, please contact Gina Burnett by phone at (703) 605-0513 or via email at burnett.gina@epa.gov.

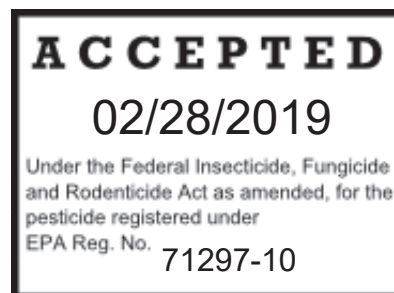
Sincerely,

A handwritten signature in blue ink that reads "Andrew C. Bryceland". The signature is fluid and cursive, with the first name "Andrew" and last name "Bryceland" clearly legible.

Andrew Bryceland, Team Leader
Biochemical Pesticide Branch
Biopesticides and Pollution
Prevention Division (7511P)
Office of Pesticide Programs

Enclosure

MASTER LABEL



SmartFresh™ ProTabs

For Commercial Use for the treatment of apples, melons, tomatoes, pears, avocados, mangoes*, papayas*, plantains*, kiwifruit, peaches, nectarines, plums, apricots, plumcots, asian pears, bananas, broccoli, and persimmons.

(*not for use on this crop in the state of California)

SUBLABEL A: Yellow Tablets

SUBLABEL B: Pink Tablets

| | |
|----------------------|--------|
| ACTIVE INGREDIENT: | |
| 1-Methylcyclopropene | 2.0% |
| OTHER INGREDIENTS | 98.0% |
| <hr/> | |
| Total: | 100.0% |

KEEP OUT OF REACH OF CHILDREN

CAUTION

Manufactured by:
AgroFresh Inc.
510-530 Walnut Street, Suite 1350
Philadelphia PA 19106 USA
1-866-206-1001

EPA Reg. No. 71297- 10
EPA Est. No. 71297-WA-1

<SUBLABEL A: Yellow Tablets>

<FRONT PANEL>

<Use one of two statements below>

Use only with 1L ProPack, Use only with 4L ProPack

AgroFresh

SmartFresh™ ProTabs

BEFORE USING THIS PRODUCT,
READ THE ENTIRE CONTENTS OF THE ENCLOSED BOOKLET

USE ENTIRE CONTENTS AFTER OPENING

Net Contents:

| Yellow Tabs | Ounces | Grams | Yellow Tabs | Ounces | Grams | Yellow Tabs | Ounces | Grams | Yellow Tabs | Ounces | Grams |
|-------------|--------|-------|-------------|--------|-------|-------------|--------|-------|-------------|--------|-------|
| 1 | 0.15 | 4.2 | 11 | 1.6 | 46.2 | 61 | 9.0 | 256 | 71 | 10.5 | 298 |
| 2 | 0.30 | 8.4 | 12 | 1.8 | 50.4 | 62 | 9.2 | 260 | 72 | 10.7 | 302 |
| 3 | 0.44 | 12.6 | 13 | 1.9 | 54.6 | 63 | 9.3 | 265 | 73 | 10.8 | 307 |
| 4 | 0.59 | 16.8 | 14 | 2.1 | 58.8 | 64 | 9.5 | 269 | 74 | 11.0 | 311 |
| 5 | 0.74 | 21 | 15 | 2.2 | 63 | 65 | 9.6 | 273 | 75 | 11.1 | 315 |
| 6 | 0.89 | 25.2 | 16 | 2.4 | 67.2 | 66 | 9.8 | 277 | 76 | 11.3 | 319 |
| 7 | 1.0 | 29.4 | 17 | 2.5 | 71.4 | 67 | 9.9 | 281 | 77 | 11.4 | 323 |
| 8 | 1.2 | 33.6 | 18 | 2.7 | 75.6 | 68 | 10.1 | 286 | 78 | 11.6 | 328 |
| 9 | 1.3 | 37.8 | 19 | 2.8 | 79.8 | 69 | 10.2 | 290 | 79 | 11.7 | 332 |
| 10 | 1.5 | 42 | 20 | 3.0 | 84 | 70 | 10.4 | 294 | 80 | 11.9 | 336 |

| | |
|--|--|
| For packages that contain 1-20 yellow ProTabs: Each package also contains 40 ProActivators 2.4 ounces (64 grams) | For packages that contain more than 60 yellow ProTabs: Each package also contains 160 ProActivators, 9.6 ounces (256 grams). |
|--|--|

<Net Contents on package>

<Batch No. on package>

110023/XXXXXXXX

EPA Reg. No. 71297- 10
EPA Est. No. 71297-WA-1

Made in U.S.A.
AgroFresh Inc.
510-530 Walnut Street, Suite 1350
Philadelphia PA 19106 USA
1-866-206-1001

<SUBLABEL A: Yellow Tablets>

Before using this product, read the entire Precautionary Statements, Conditions of Sale and Warranty, Directions for Use, Use Restrictions and Storage and Disposal Instructions. If the Conditions of Sale and Warranty are not acceptable, return the product and its components unopened and unused within thirty (30) days of purchase to the place of purchase.

| FIRST AID | |
|---|---|
| If inhaled | <ul style="list-style-type: none">• Move person to fresh air.• If person is not breathing, call 911 or an ambulance, then give artificial respiration, preferably by mouth-to-mouth, if possible.• Call a poison control center or doctor for treatment advice. |
| If on skin or clothing | <ul style="list-style-type: none">• Take off contaminated clothing.• Rinse skin immediately with plenty of water for 15- 20 minutes.• Call a poison control center or doctor for treatment advice |
| If in eyes | <ul style="list-style-type: none">• Hold eye open and rinse slowly and gently with water for 15-20 minutes.• Remove contact lenses, if present, after the first 5 minutes, then continue rinsing eye.• Call a poison control center or doctor for treatment advice. |
| If swallowed | <ul style="list-style-type: none">• Call a poison control center or doctor immediately for treatment advice.• Have person sip a glass of water if able to swallow.• Do not induce vomiting unless told to do so by the poison control center or doctor.• Do not give anything by mouth to an unconscious person. |
| POISON CONTROL CENTER 1-800-222-1222 | |
| Have the product container or label with you when calling a poison control center or doctor, or going for treatment. For general information on product use, etc., call the National Pesticides Information Center at 1-800-858-7378. For emergencies, call the poison control center 1-800-222-1222. | |

PRECAUTIONARY STATEMENTS

HAZARDS TO HUMANS AND DOMESTIC ANIMALS

CAUTION: Causes slight eye irritation. Harmful if absorbed through skin. Harmful if inhaled. Harmful if swallowed. Avoid contact with skin, eyes or clothing. Avoid breathing vapor. Wash thoroughly with soap and water after handling and before eating, drinking, chewing gum, using tobacco, or using the toilet. Remove contaminated clothing and wash before reuse.

PERSONAL PROTECTIVE EQUIPMENT (PPE)

Applicators of this product must wear:

- Long-sleeved shirt and long pants
- Shoes plus socks
- Chemical-resistant gloves
- Safety glasses or goggles

<SUBLABEL A: Yellow Tablets>

Applicators and other handlers must follow manufacturer's instructions for cleaning and maintaining PPE. If no such instructions exist for washables, use detergent and hot water. Keep and wash PPE separately from other laundry.

DIRECTIONS FOR USE

It is a violation of federal law to use this product in a manner inconsistent with its labeling. Do not apply this product in a way that will contact workers or other persons, either directly or through drift. Only protected handlers may be in the area during application. For any requirements specific to your state or tribe, consult the State or Tribal Agency responsible for pesticide regulation. All applicable directions, restrictions, precautions and conditions of sale and warranty are to be followed. This labeling must be in the user's possession during application.

Non-Agricultural Use Requirements

The requirements in this box apply to uses of this product that are not within the scope of the Worker Protection Standard for agricultural pesticides (40 CFR Part 170).

REI: Fifteen (15) minutes

Do not enter enclosed spaces until the enclosed space has been vented unless wearing the appropriate PPE. Ventilation shall continue until after fifteen (15) minutes of ventilation using fans or other mechanical ventilating systems.

PPE required for early entry into enclosed spaces prior to venting is:

- Long-sleeved shirt and long pants
- Chemical-resistant gloves made of any waterproof material
- Shoes plus socks
- A NIOSH approved respirator with an organic vapor cartridge with a combination N, R or P filter NIOSH approval prefix TC-84A; or a NIOSH approved gas mask with organic vapor canister NIOSH approval prefix TC-14G.

PRODUCT INFORMATION

SmartFresh™ is a unique postharvest tool for counteracting many of the undesirable effects of both internal (produced within the plant) and external sources of ethylene on fruit and vegetables. By counteracting ethylene, SmartFresh provides many benefits to fruit and vegetables during transport and storage including:

- Maintaining firmness
- Maintaining titratable acidity
- Preventing superficial scald and soft scald on apples
- Reducing internal ethylene production
- Protection from external sources of ethylene
- Reducing respiration
- Delaying ripening and senescence
- Reducing incidence of peel greasiness in apples
- Reducing incidence of core flush and mealiness in apples
- Reducing chilling injury

<SUBLABEL A: Yellow Tablets>

SmartFresh is used immediately after harvest, prior to storage, prior to shipment or just prior to sale. SmartFresh is effective under cool (below 55°F, 13°C) and warm (above 55°F, 13°C) temperature conditions. To realize maximum benefit in controlling senescence, treat fruits and vegetables as soon as possible after harvest. For chilling sensitive commodities, treatment should be at warm temperature conditions.

Harvested fruit and vegetables must be exposed to the volatile active ingredient of SmartFresh in enclosed spaces, such as storage rooms, coolers, shipping containers, enclosed truck trailers, or ambient temperature, refrigerated, or controlled atmosphere food storage facilities. This product is not intended for use outdoors or in other non-enclosed spaces. These enclosed treatment spaces must be air tight as leakage will reduce SmartFresh effectiveness.

Fruit and Vegetable Storage Conditions

SmartFresh is compatible with and complementary to both controlled atmosphere and regular air fruit and vegetable storage conditions. SmartFresh must be used in air tight storage areas.

Timing of Application

SmartFresh is added to the storage area containing fruit or vegetables immediately after harvest, upon entering storage, during distribution or in transit. For best results on apple and pear, do not use with fruit previously treated with ethephon. After application, fruit or vegetables not for immediate sale must be stored according to good standard commercial practices. Fruit and vegetables may benefit from repeat application, such as when the crop has been exposed to ethylene. It must be emphasized that keeping the fruit and vegetables at the correct storage temperature for that fruit at all times and strict adherence to phytosanitary practices remain essential in maintaining safe and high quality fruit and vegetables.

Apples: Apply SmartFresh soon after harvest. Best results are obtained when fruit is at the optimum maturity level for long term storage. For optimum quality, store apples that are to be held longer than six months in a controlled atmosphere.

Avocados: Apply SmartFresh to the fruit soon after harvest at the physiological maturity stage or just prior to the “turning black” stage. Make only one application to the same fruit.

Bananas: Apply SmartFresh after exposure to ethylene and prior to reaching Color Stage 4.

Plantains: Apply SmartFresh when fruit is green.

Broccoli: Apply SmartFresh as soon after harvest as possible.

Kiwifruit: Apply SmartFresh either as soon after harvest as possible or after long term storage and before the fruit are transported and distributed.

Melons: Apply SmartFresh as soon after harvest as possible.

Persimmons: Apply SmartFresh as soon after harvest as possible.

Tomatoes: Apply SmartFresh between color stage mature green (Color Stage 1) and light red (Color Stage 5).

Pears, Asian pears: Apply SmartFresh as soon after harvest as possible.

Peaches, Nectarines, Plums, Plumcots, and Apricots: Apply SmartFresh as soon after harvest as possible or after long term storage and before the fruit are transported and distributed.

Application Method and Rate

Prior to application, ensure that the treatment area can be properly and promptly sealed following the start of application. SmartFresh ProTabs are packaged with the required SmartFresh ProActivators in a single tablet package. All of the included activators must be used in a single application. The proprietary solution is ready to use in the SmartFresh ProPack. There are two sizes of the release vessel, called SmartFresh ProPack. The medium size contains one (1) liter of solution; the large size contains four (4) liters of solution. When the entire contents of a tablet package are added to the solution in the appropriate SmartFresh ProPack, the volatile active ingredient 1-methylcyclopropene (1-MCP) is released. Make sure that you have a sufficient supply of both SmartFresh ProTabs and SmartFresh ProPacks available to treat the designated space.

Step 1: Select the appropriate number of SmartFresh ProTabs and size of ProPacks

a.) Accurately determine the volume of the EMPTY treatment space in cubic feet. Multiply inside dimensions: volume = length x width x height. For example, if the treatment space is 20 feet high x 40 feet long x 30 feet wide, the treatment volume would be 20 x 40 x 30 = 24,000 cubic feet.

b.) Using the table below, choose the correct number of SmartFresh ProTabs according to the size of the space and the commodity to be treated. Example:

- To treat 24,000 ft³ space for apples, divide 24,000 by 1350 and use seventeen (17) yellow ProTabs.

It is preferred to use the higher dosage in the crop range for longer lasting results, and in some cases broader spectrum control. Consult with your AgroFresh representative for recommendations specific to your conditions.

| Crop | Rate One YELLOW ProTab treats |
|---|--|
| Apples, Asian Pear, Avocado, Broccoli | 1350 ft ³ - 1800 ft ³ |
| Pear | 2100 ft ³ - 4400 ft ³ |
| Apricot, Kiwifruit, Melon, Nectarine, Plum, Plumcot, Peach, Persimmon, Tomato | 2650 ft ³ - 3000 ft ³ |
| Banana, Plantain | 1350 ft ³ - 5300 ft ³ |

c.) Select the appropriate size and number of SmartFresh ProPacks. For best results, for medium size spaces, use the yellow ProTabs and the medium (1 liter) ProPack. No more than 20 yellow ProTabs per medium ProPack. For larger spaces that require more than

<SUBLABEL A: Yellow Tablets>

60 yellow SmartFresh ProTabs use the large (4 liter) SmartFresh ProPack. No more than 80 yellow ProTabs per large ProPack.

| MEDIUM (1 liter) ProPacks | | LARGE (4 liter) ProPacks | |
|--------------------------------------|--------------------|-------------------------------------|--------------------|
| Number YELLOW ProTabs | Number ProPacks | Number YELLOW ProTabs | Number ProPacks |
| 1-20 | 1 | 61-80 | 1 |

Do not split the contents of a tablet package. Use the entire contents of one tablet package in one correspondingly sized SmartFresh ProPack.

Step 2: Evaluate of the Quality of the Treatment Room / Trailer / Container

To be used with SmartFresh, rooms/containers/trailers must be air tight and have an internal fan for mixing the atmosphere.

Check that:

- All room/trailer/container drain holes are plugged
- There are no holes in the walls, ceiling, or floor
- All vents to outside air are closed
- When viewed from a dark interior, no outside light is visible
- Door seals are in EXCELLENT condition
 - No missing rubber No large cracks
 - No plastic slat doors No side doors
- Scrubbers and/or ozone generators are off

Step 3: Fill the treatment space with the fruit or vegetables to be treated

Step 4: Start the application to release SmartFresh active ingredient

- a) In the treatment space, find a solid surface to place the required SmartFresh ProPacks.
- b) Remove the tear strip from the SmartFresh ProPack taking care not to spill the solution.
- c) To achieve the desired dosage, open the selected tablet package and add the entire contents of the selected tablet package to the solution in the corresponding ProPack.
- d) Repeat with additional ProPacks and tablet packages as needed according to the room volume. Be sure to complete all additions within 5 minutes.
- e) Exit the treatment space immediately and promptly close the doors and ensure they are tightly sealed in order to contain the SmartFresh active ingredient and ensure its maximum efficacy. The release to the space will start several minutes after addition of the SmartFresh ProTabs to the solution.
- f) Circulate the air in the space by means of the internal air circulation system for AT LEAST one (1) hour.

<SUBLABEL A: Yellow Tablets>

- g) For best results, do not open the doors for AT LEAST twelve (12) hours for avocado, banana, plantain, broccoli, kiwifruit, melon, persimmon and tomato, fifteen (15) hours for Asian pear, twenty four (24) hours for apple, nectarine, peach, pear, plum, plumcot and apricot.
- h) For best results, for controlled atmosphere storage containers or storage rooms, do not actively change the room atmosphere to controlled atmosphere conditions for AT LEAST twenty four (24) hours.

Step 5: Allow reentry into the storage space

Before allowing workers to reenter the storage space, vent the treated space by opening the doors for a minimum of fifteen (15) minutes with continued full internal ventilation. After venting, the used solution may be removed and disposed of on-site or at an approved waste disposal facility. Store treated commodities not intended for immediate sale according to standard commercial practices, in either refrigerated air or controlled atmosphere conditions.

Restrictions

Do not split tablets. Use whole tablets only.

Do not smoke during the SmartFresh application.

<FRONT PAGE OF BOOKLET>

Easy Preparation · Simple Instructions

SmartFresh™ ProTabs

OPEN

Protects harvested fruit and vegetables from the various effects of ethylene.



ACTIVE INGREDIENT:

| | |
|----------------------|--------|
| 1-Methylcyclopropene | 2.0% |
| OTHER INGREDIENTS | 98.0% |
| <hr/> | |
| Total: | 100.0% |

Keep Out Of Reach Of Children

CAUTION

See Inside for First Aid Statement

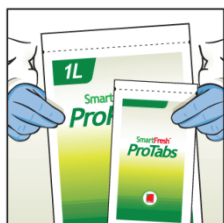
EPA REGISTRATION NO. 71297-10
EPA EST. NO. 71297-WA-1

AgroFresh Inc.
510-530 Walnut Street, Suite 1350
Philadelphia PA 19106 USA

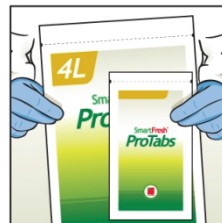
<110023/20180237>

Quick Guide

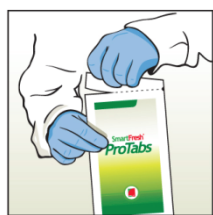
1. Make sure the room/trailer/container can be properly sealed and has an internal fan. Prepare to close and seal doors.
2. Check labels to confirm that the number of SmartFresh ProTabs in the tablet package and the size of the SmartFresh ProPack correspond to the size of the room. Match the color code of the tablet package with that of the ProPack.



or



3. Wear long-sleeved shirt and long pants, shoes plus socks, chemical-resistant gloves, safety glasses or goggles.
4. Set the ProPack on a stable surface. Tear off the closure strips at the top of the pouch, and at the top of the ProTabs package. Drop ALL the tablets from the package directly into the solution. Leave the area immediately. Be sure to complete all additions within 5 minutes.



OPEN.



ADD.



GO.

5. Close and seal doors. Do not allow anyone to re-enter the storage room until the application is complete.
6. After the application period, open doors and vent the room for at least 15 minutes before allowing re-entry.

<SUBLABEL A: Yellow Tablets>

7. Remove the used ProPack and dispose of it and its contents either on site or at an approved waste-disposal facility.
8. Store treated fruit according to industry best practices.

See inside for additional precautionary statements.

STORAGE AND DISPOSAL

Do not contaminate water, food or feed by storage or disposal.

Pesticide Storage: Store in original packaging in a cool, dry place.

Pesticide Disposal: Wastes resulting from the use of this product must be disposed of on site or at an approved waste disposal facility.

Container Disposal: Nonrefillable container. Do not reuse or refill this container. Offer for recycling if available.

CONDITIONS OF SALE AND LIMITATION OF WARRANTY AND LIABILITY

NOTICE: Read the entire Directions for Use and Conditions of Sale and Limitation of Warranty and Liability before buying or using this product. If the terms are not acceptable, return the product at once, unopened, and the purchase price will be refunded.

The Directions for Use of this product must be followed carefully. It is impossible to eliminate all risks associated with the use of this product. Crop injury, ineffectiveness, or other unintended consequences may result because of such factors as manner of use or application, weather or crop conditions, presence of other materials or other influencing factors in the use of the product, all of which are beyond the control of AGROFRESH INC. or its direct or indirect distributors. To the extent permitted by applicable law, Buyer and User agree to hold AGROFRESH and its distributors harmless from any claims relating to such factors.

AGROFRESH warrants that this product conforms to the chemical description on the label. To the extent permitted by applicable law: (1) this warranty does not extend to the use of the product contrary to label instructions or under conditions not reasonably foreseeable to or beyond the control of AGROFRESH or its distributors, and, (2) Buyer and User assume the risk of any such use. To the extent permitted by applicable law, AGROFRESH MAKES NO WARRANTIES OF MERCHANTABILITY OR OF FITNESS FOR A PARTICULAR PURPOSE NOR ANY OTHER EXPRESS OR IMPLIED WARRANTY EXCEPT AS STATED IN THIS LABEL.

To the extent permitted by applicable law, in no event shall AGROFRESH or its distributors be liable for any incidental, consequential or special damages resulting from the use or handling of this product. **TO THE EXTENT PERMITTED BY APPLICABLE LAW, THE EXCLUSIVE REMEDY OF THE USER OR BUYER, AND THE EXCLUSIVE LIABILITY OF AGROFRESH AND ITS DISTRIBUTORS, FOR ANY AND ALL CLAIMS,**

<SUBLABEL A: Yellow Tablets>

LOSSES, INJURIES OR DAMAGES (INCLUDING CLAIMS BASED ON BREACH OF WARRANTY, CONTRACT, NEGLIGENCE, TORT, STRICT LIABILITY OR OTHERWISE) RESULTING FROM THE USE OR HANDLING OF THIS PRODUCT, SHALL BE THE RETURN OF THE PURCHASE PRICE OF THE PRODUCT OR, AT THE ELECTION OF AGROFRESH OR ITS DISTRIBUTORS, THE REPLACEMENT OF THE PRODUCT.

AGROFRESH and its distributors offer this product, and Buyer and User accept it, subject to the foregoing Conditions of Sale and Limitation of Warranty and Liability, which may not be modified except by written agreement signed by a duly authorized representative of AGROFRESH.

SmartFresh™ is a registered trademark of AgroFresh, Inc.
U.S. Patent 6,762,153

AgroFresh Inc.
510-530 Walnut Street, Suite 1350, Philadelphia PA 19106 USA
1-866-206-1001

<SUBLABEL B: Pink Tablets>

<FRONT PANEL>

Use only with 200mL ProPack

AgroFresh

SmartFresh™ ProTabs

BEFORE USING THIS PRODUCT,
READ THE ENTIRE CONTENTS OF THE ENCLOSED BOOKLET

USE ENTIRE CONTENTS AFTER OPENING

Net Contents:

| Pink Tabs | Ounces | Grams | Pink Tabs | Ounces | Grams | Pink Tabs | Ounces | Grams | Pink Tabs | Ounces | Grams | Pink Tabs | Ounces | Grams |
|-----------|--------|-------|-----------|--------|-------|-----------|--------|-------|-----------|--------|-------|-----------|--------|-------|
| 1 | 0.03 | 0.84 | 6 | 0.18 | 5.0 | 11 | 0.33 | 9.2 | 16 | 0.47 | 13.4 | 21 | 0.62 | 17.6 |
| 2 | 0.06 | 1.6 | 7 | 0.21 | 5.9 | 12 | 0.36 | 10.1 | 17 | 0.50 | 14.3 | 22 | 0.65 | 18.5 |
| 3 | 0.09 | 2.5 | 8 | 0.24 | 6.7 | 13 | 0.39 | 10.9 | 18 | 0.53 | 15.1 | 23 | 0.68 | 19.3 |
| 4 | 0.12 | 3.4 | 9 | 0.27 | 7.6 | 14 | 0.41 | 11.8 | 19 | 0.56 | 16.0 | 24 | 0.71 | 20.2 |
| 5 | 0.15 | 4.2 | 10 | 0.30 | 8.4 | 15 | 0.44 | 12.6 | 20 | 0.59 | 16.8 | 25 | 0.74 | 21.0 |

Each package also contains 8 ProActivators – 0.48 ounces (12.8 grams).

<Net Contents on package>

<Batch No. on package>

110023/20180235

EPA Reg. No. 71297-10
EPA Est. No. 71297-WA-1

Made in U.S.A.
AgroFresh Inc.
510-530 Walnut Street, Suite 1350
Philadelphia PA 19106 USA
1-866-206-1001

Before using this product, read the entire Precautionary Statements, Conditions of Sale and Warranty, Directions for Use, Use Restrictions and Storage and Disposal Instructions. If the Conditions of Sale and Warranty are not acceptable, return the product and its components unopened and unused within thirty (30) days of purchase to the place of purchase.

| FIRST AID | |
|---|---|
| If inhaled | <ul style="list-style-type: none">• Move person to fresh air.• If person is not breathing, call 911 or an ambulance, then give artificial respiration, preferably by mouth-to-mouth, if possible.• Call a poison control center or doctor for treatment advice. |
| If on skin or clothing | <ul style="list-style-type: none">• Take off contaminated clothing.• Rinse skin immediately with plenty of water for 15- 20 minutes.• Call a poison control center or doctor for treatment advice |
| If in eyes | <ul style="list-style-type: none">• Hold eye open and rinse slowly and gently with water for 15-20 minutes.• Remove contact lenses, if present, after the first 5 minutes, then continue rinsing eye.• Call a poison control center or doctor for treatment advice. |
| If swallowed | <ul style="list-style-type: none">• Call a poison control center or doctor immediately for treatment advice.• Have person sip a glass of water if able to swallow.• Do not induce vomiting unless told to do so by the poison control center or doctor.• Do not give anything by mouth to an unconscious person. |
| POISON CONTROL CENTER 1-800-222-1222 | |
| Have the product container or label with you when calling a poison control center or doctor, or going for treatment. For general information on product use, etc., call the National Pesticides Information Center at 1-800-858-7378. For emergencies, call the poison control center 1-800-222-1222. | |

PRECAUTIONARY STATEMENTS

HAZARDS TO HUMANS AND DOMESTIC ANIMALS

CAUTION: Causes slight eye irritation. Harmful if absorbed through skin. Harmful if inhaled. Harmful if swallowed. Avoid contact with skin, eyes or clothing. Avoid breathing vapor. Wash thoroughly with soap and water after handling and before eating, drinking, chewing gum, using tobacco, or using the toilet. Remove contaminated clothing and wash before reuse.

PERSONAL PROTECTIVE EQUIPMENT (PPE)

Applicators of this product must wear:

- Long-sleeved shirt and long pants
- Shoes plus socks
- Chemical-resistant gloves
- Safety glasses or goggles

Applicators and other handlers must follow manufacturer's instructions for cleaning and maintaining PPE. If no such instructions exist for washables, use detergent and hot water. Keep and wash PPE separately from other laundry.

DIRECTIONS FOR USE

It is a violation of federal law to use this product in a manner inconsistent with its labeling. Do not apply this product in a way that will contact workers or other persons, either directly or through drift. Only protected handlers may be in the area during application. For any requirements specific to your state or tribe, consult the State or Tribal Agency responsible for pesticide regulation. All applicable directions, restrictions, precautions and conditions of sale and warranty are to be followed. This labeling must be in the user's possession during application.

Non-Agricultural Use Requirements

The requirements in this box apply to uses of this product that are not within the scope of the Worker Protection Standard for agricultural pesticides (40 CFR Part 170).

REI: Fifteen (15) minutes

Do not enter enclosed spaces until the enclosed space has been vented unless wearing the appropriate PPE. Ventilation shall continue until after fifteen (15) minutes of ventilation using fans or other mechanical ventilating systems.

PPE required for early entry into enclosed spaces prior to venting is:

- Long-sleeved shirt and long pants
- Chemical-resistant gloves made of any waterproof material
- Shoes plus socks
- A NIOSH approved respirator with an organic vapor cartridge with a combination N, R or P filter NIOSH approval prefix TC-84A; or a NIOSH approved gas mask with organic vapor canister NIOSH approval prefix TC-14G.

PRODUCT INFORMATION

SmartFresh™ is a unique postharvest tool for counteracting many of the undesirable effects of both internal (produced within the plant) and external sources of ethylene on fruit and vegetables. By counteracting ethylene, SmartFresh provides many benefits to fruit and vegetables during transport and storage including:

- Maintaining firmness
- Maintaining titratable acidity
- Preventing superficial scald and soft scald on apples
- Reducing internal ethylene production
- Protection from external sources of ethylene
- Reducing respiration
- Delaying ripening and senescence
- Reducing incidence of peel greasiness in apples
- Reducing incidence of core flush and mealiness in apples
- Reducing chilling injury

SmartFresh is used immediately after harvest, prior to storage, prior to shipment or just prior to sale. SmartFresh is effective under cool (below 55°F, 13°C) and warm (above 55°F, 13°C) temperature conditions. To realize maximum benefit in controlling senescence, treat fruits and vegetables as soon as possible after harvest. For chilling sensitive commodities, treatment should be at warm temperature conditions.

Harvested fruit and vegetables must be exposed to the volatile active ingredient of SmartFresh in enclosed spaces, such as storage rooms, coolers, shipping containers, enclosed truck trailers, or ambient temperature, refrigerated, or controlled atmosphere food storage facilities. This product is not intended for use outdoors or in other non-enclosed spaces. These enclosed treatment spaces must be air tight as leakage will reduce SmartFresh effectiveness.

Fruit and Vegetable Storage Conditions

SmartFresh is compatible with and complementary to both controlled atmosphere and regular air fruit and vegetable storage conditions. SmartFresh must be used in air tight storage areas.

Timing of Application

SmartFresh is added to the storage area containing fruit or vegetables immediately after harvest, upon entering storage, during distribution or in transit. For best results on apple and pear, do not use with fruit previously treated with ethephon. After application, fruit or vegetables not for immediate sale must be stored according to good standard commercial practices. Fruit and vegetables may benefit from repeat application, such as when the crop has been exposed to ethylene. It must be emphasized that keeping the fruit and vegetables at the correct storage temperature for that fruit at all times and strict adherence to phytosanitary practices remain essential in maintaining safe and high quality fruit and vegetables.

Apples: Apply SmartFresh soon after harvest. Best results are obtained when fruit is at the optimum maturity level for long term storage. For optimum quality, store apples that are to be held longer than six months in a controlled atmosphere.

Avocados: Apply SmartFresh to the fruit soon after harvest at the physiological maturity stage or just prior to the “turning black” stage. Make only one application to the same fruit.

Bananas: Apply SmartFresh after exposure to ethylene and prior to reaching Color Stage 4.

Plantains: Apply SmartFresh when fruit is green.

Broccoli: Apply SmartFresh as soon after harvest as possible.

Kiwifruit: Apply SmartFresh either as soon after harvest as possible or after long term storage and before the fruit are transported and distributed.

Melons: Apply SmartFresh as soon after harvest as possible.

Persimmons: Apply SmartFresh as soon after harvest as possible.

Tomatoes: Apply SmartFresh between color stage mature green (Color Stage 1) and light red (Color Stage 5).

Pears, Asian pears: Apply SmartFresh as soon after harvest as possible.

Peaches, Nectarines, Plums, Plumcots, and Apricots: Apply SmartFresh as soon after harvest as possible or after long term storage and before the fruit are transported and distributed.

Application Method and Rate

Prior to application, ensure that the treatment area can be properly and promptly sealed following the start of application. SmartFresh ProTabs are packaged with the required SmartFresh ProActivators in a single tablet package. All of the included activators must be used in a single application. The proprietary solution is ready to use in the SmartFresh ProPack. The release vessel is called SmartFresh ProPack. The small size contains 200 mL of solution. When the entire contents of a tablet package are added to the solution in the appropriate SmartFresh ProPack, the volatile active ingredient 1-methylcyclopropene (1-MCP) is released. Make sure that you have a sufficient supply of both SmartFresh ProTabs and SmartFresh ProPacks available to treat the designated space.

Step 1: Select the appropriate number of SmartFresh ProTabs and size of ProPacks

a.) Accurately determine the volume of the EMPTY treatment space in cubic feet. Multiply inside dimensions: volume = length x width x height. For example, if the treatment space is 20 feet high x 15 feet long x 15 feet wide, the treatment volume would be $20 \times 15 \times 15 = 4,500$ cubic feet.

b.) Using the table below, choose the correct number of SmartFresh ProTabs according to the size of the space and the commodity to be treated. Example:

- To treat a 4,500 ft³ space for tomatoes, divide 4,500 by 530 and use eight (8) pink ProTabs.

It is preferred to use the higher dosage in the crop range for longer lasting results, and in some cases broader spectrum control. Consult with your AgroFresh representative for recommendations specific to your conditions.

| Crop | Rate One PINK ProTab treats |
|---|--|
| Apples, Asian Pear, Avocado, Broccoli | 270 ft ³ - 360 ft ³ |
| Pear | 420 ft ³ - 880 ft ³ |
| Apricot, Kiwifruit, Melon, Nectarine, Plum, Plumcot, Peach, Persimmon, Tomato | 530 ft ³ - 600 ft ³ |
| Banana, Plantain | 270 ft ³ - 1060 ft ³ |

<SUBLABEL B: Pink Tablets>

c.) Select the appropriate number of SmartFresh ProPacks. For best results with small spaces, use the pink ProTabs and the small (200 mL) ProPack. No more than 25 pink ProTabs per ProPack.

Do not split the contents of a tablet package. Use the entire contents of one tablet package in one correspondingly sized SmartFresh ProPack.

Step 2: Evaluate of the Quality of the Treatment Room / Trailer / Container

To be used with SmartFresh, rooms/containers/trailers must be air tight and have an internal fan for mixing the atmosphere.

Check that:

- All room/trailer/container drain holes are plugged
- There are no holes in the walls, ceiling, or floor
- All vents to outside air are closed
- When viewed from a dark interior, no outside light is visible
- Door seals are in EXCELLENT condition
 - No missing rubber No large cracks
 - No plastic slat doors No side doors

- Scrubbers and/or ozone generators are off

Step 3: Fill the treatment space with the fruit or vegetables to be treated

Step 4: Start the application to release SmartFresh active ingredient

- i) In the treatment space, find a solid surface to place the required SmartFresh ProPacks.
- j) Remove the tear strip from the SmartFresh ProPack taking care not to spill the solution.
- k) To achieve the desired dosage, open the selected tablet package and add the entire contents of the selected tablet package to the solution in the corresponding ProPack.
- l) Repeat with additional ProPacks and tablet packages as needed according to the room volume. Be sure to complete all additions within 5 minutes.
- m) Exit the treatment space immediately and promptly close the doors and ensure they are tightly sealed in order to contain the SmartFresh active ingredient and ensure its maximum efficacy. The release to the space will start several minutes after addition of the SmartFresh ProTabs to the solution.
- n) Circulate the air in the space by means of the internal air circulation system for AT LEAST one (1) hour.
- o) For best results, do not open the doors for AT LEAST twelve (12) hours for avocado, banana, plantain, broccoli, kiwifruit, melon, persimmon and tomato, fifteen (15) hours for Asian pear, twenty four (24) hours for apple, nectarine, peach, pear, plum, plumcot and apricot.

<SUBLABEL B: Pink Tablets>

- p) For best results, for controlled atmosphere storage containers or storage rooms, do not actively change the room atmosphere to controlled atmosphere conditions for AT LEAST twenty four (24) hours.

Step 5: Allow reentry into the storage space

Before allowing workers to reenter the storage space, vent the treated space by opening the doors for a minimum of fifteen (15) minutes with continued full internal ventilation. After venting, the used solution may be removed and disposed of on-site or at an approved waste disposal facility. Store treated commodities not intended for immediate sale according to standard commercial practices, in either refrigerated air or controlled atmosphere conditions.

Restrictions

Do not split tablets. Use whole tablets only.

Do not smoke during the SmartFresh application.

<FRONT PAGE OF BOOKLET>

Easy Preparation · Simple Instructions

SmartFresh™ ProTabs

OPEN

Protects harvested fruit and vegetables from the various effects of ethylene.



ACTIVE INGREDIENT:

1-Methylcyclopropene 2.0%

OTHER INGREDIENTS 98.0%

Total: 100.0%

Keep Out Of Reach Of Children

CAUTION

See Inside for First Aid Statement

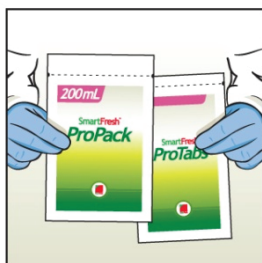
EPA REGISTRATION NO. 71297-10
EPA EST. NO. 71297-WA-1

110023/20180235

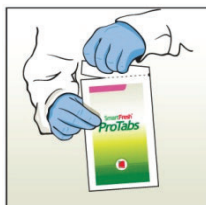
AgroFresh Inc.
510-530 Walnut Street, Suite 1350
Philadelphia PA 19106 USA

Quick Guide

1. Make sure the room/trailer/container can be properly sealed and has an internal fan. Prepare to close and seal doors.
2. Check labels to confirm that the number of SmartFresh ProTabs in the tablet package and the size of the SmartFresh ProPack correspond to the size of the room. Match the color code of the tablet package with that of the ProPack.




3. Wear long-sleeved shirt and long pants, shoes plus socks, chemical-resistant gloves, safety glasses or goggles.
4. Set the ProPack on a stable surface. Tear off the closure strips at the top of the pouch, and at the top of the ProTabs package. Drop ALL the tablets from the package directly into the solution. Leave the area immediately. Be sure to complete all additions within 5 minutes.



OPEN.



ADD.



GO.

5. Close and seal doors. Do not allow anyone to re-enter the storage room until the application is complete.
6. After the application period, open doors and vent the room for at least 15 minutes before allowing re-entry.

7. Remove the used ProPack and dispose of it and its contents either on site or at an approved waste-disposal facility.
8. Store treated fruit according to industry best practices.

See inside for additional precautionary statements.

STORAGE AND DISPOSAL

Do not contaminate water, food or feed by storage or disposal.

Pesticide Storage: Store in original packaging in a cool, dry place.

Pesticide Disposal: Wastes resulting from the use of this product must be disposed of on site or at an approved waste disposal facility.

Container Disposal: Nonrefillable container. Do not reuse or refill this container. Offer for recycling if available.

CONDITIONS OF SALE AND LIMITATION OF WARRANTY AND LIABILITY

NOTICE: Read the entire Directions for Use and Conditions of Sale and Limitation of Warranty and Liability before buying or using this product. If the terms are not acceptable, return the product at once, unopened, and the purchase price will be refunded.

The Directions for Use of this product must be followed carefully. It is impossible to eliminate all risks associated with the use of this product. Crop injury, ineffectiveness, or other unintended consequences may result because of such factors as manner of use or application, weather or crop conditions, presence of other materials or other influencing factors in the use of the product, all of which are beyond the control of AGROFRESH INC. or its direct or indirect distributors. To the extent permitted by applicable law, Buyer and User agree to hold AGROFRESH and its distributors harmless from any claims relating to such factors.

AGROFRESH warrants that this product conforms to the chemical description on the label. To the extent permitted by applicable law: (1) this warranty does not extend to the use of the product contrary to label instructions or under conditions not reasonably foreseeable to or beyond the control of AGROFRESH or its distributors, and, (2) Buyer and User assume the risk of any such use. To the extent permitted by applicable law, AGROFRESH MAKES NO WARRANTIES OF MERCHANTABILITY OR OF FITNESS FOR A PARTICULAR PURPOSE NOR ANY OTHER EXPRESS OR IMPLIED WARRANTY EXCEPT AS STATED IN THIS LABEL.

To the extent permitted by applicable law, in no event shall AGROFRESH or its distributors be liable for any incidental, consequential or special damages resulting from the use or handling of this product. **TO THE EXTENT PERMITTED BY APPLICABLE LAW, THE EXCLUSIVE REMEDY OF THE USER OR BUYER, AND THE EXCLUSIVE LIABILITY OF AGROFRESH AND ITS DISTRIBUTORS, FOR ANY AND ALL CLAIMS, LOSSES, INJURIES OR DAMAGES (INCLUDING CLAIMS BASED ON BREACH OF WARRANTY, CONTRACT, NEGLIGENCE, TORT, STRICT LIABILITY OR OTHERWISE) RESULTING FROM THE USE OR HANDLING OF THIS PRODUCT, SHALL BE THE**

<SUBLABEL B: Pink Tablets>

RETURN OF THE PURCHASE PRICE OF THE PRODUCT OR, AT THE ELECTION OF AGROFRESH OR ITS DISTRIBUTORS, THE REPLACEMENT OF THE PRODUCT.

AGROFRESH and its distributors offer this product, and Buyer and User accept it, subject to the foregoing Conditions of Sale and Limitation of Warranty and Liability, which may not be modified except by written agreement signed by a duly authorized representative of AGROFRESH.

SmartFresh™ is a registered trademark of AgroFresh, Inc.
U.S. Patent 6,762,153

AgroFresh Inc.
510-530 Walnut Street, Suite 1350, Philadelphia PA 19106 USA
1-866-206-1001