

## **PLEASE NOTE**

**This image contains more than one label  
approved for this product on this date.**



UNITED STATES ENVIRONMENTAL PROTECTION AGENCY  
WASHINGTON, D.C. 20460

OFFICE OF  
PREVENTION, PESTICIDES AND  
TOXIC SUBSTANCES

NOV 20 2008

Judy Smith  
Regulatory Consultant  
RiceCo® LLC  
5100 Poplar Avenue  
Suite 2428  
Memphis, TN 38137

SUBJECT: Applications for Pesticide Notification – Changing Actual Product Name  
Throughout Label with “this product”, “product”, or “the product”;  
Removing the Word “Caution” from Label  
Propanil 60 DF Herbicide  
EPA Reg. No. 71085-22  
Applications Dated October 2, 2008; and October 13, 2008

Dear Ms. Smith:

The Agency is in receipt of your Applications for Pesticide Notification under Pesticide Registration Notice (PRN) 98-10 for the above product. The Registration Division (RD) has conducted a review of these requests for their applicability under PRN 98-10 and finds that the label changes requested fall within the scope of PRN 98-10. The labels have been date-stamped “Notification” and will be placed in our records.

If you have any questions, please call me directly at 703-305-6249 or Terri Stowe of my staff at 703-305-6117.

Sincerely,

A handwritten signature in black ink, appearing to be "Linda", is located below the word "Sincerely,".

Linda Arrington  
Notifications & Minor Formulations Team Leader  
Registration Division (7505P)  
Office of Pesticide Programs



Please read instructions on reverse before completing form.

Form Approved. OMB No. 2070-0060

2/13

<b>United States</b> <b>Environmental Protection Agency</b> Washington, DC 20460		<input type="checkbox"/> Registration <input checked="" type="checkbox"/> <b>Amendment</b> <input type="checkbox"/> Other	OPP Identifier Number
<b>Application for Pesticide - Section I</b>			
1. Company/Product Number 71085-22		2. EPA Product Manager Jim Tompkins	
4. Company/Product (Name) Propanil 60 DF		3. Proposed Classification <input checked="" type="checkbox"/> None <input type="checkbox"/> Restricted	
5. Name and Address of Applicant (Include ZIP Code) RiceCo LLC 5100 Poplar Avenue, Suite 2428 Memphis, TN 38137 <input type="checkbox"/> Check if this is a new address		6. Expedited Review. In accordance with FIFRA Section 3(c)(3) (b)(i), my product is similar or identical in composition and labeling to: EPA Reg. No. _____ <b>NOTIFICATION</b> Product Name _____ <b>NOV 20 2008</b>	
<b>Section - II</b>			
<input type="checkbox"/> Amendment - Explain below. <input type="checkbox"/> Resubmission in response to Agency letter dated _____ <input checked="" type="checkbox"/> Notification - Explain below.		<input type="checkbox"/> Final printed labels in response to Agency letter dated _____ <input type="checkbox"/> "Me Too" Application. <input type="checkbox"/> Other - Explain below.	
<b>Explanation:</b> Use additional page(s) if necessary. (For section I and Section II.) Notification changing actual product name throughout text of label to either "this product", "product" or "the product" leaving the name on the 1st pager of the label and removing redundant sentences from the label. This notification is consistent with the provisions of PR Notice 98-10 and EPA regulations at 40 CFR 152.46, and no other changes have been made to the labeling or the confidential statement of formula of this product. I understand that it is a violation of 18 U.S.C. Sec. 1001 to willfully make any false statement to EPA. I further understand that if this notification is not consistent with the terms of PR Notice 98-10 and 40 CFR 152.46, this product may be in violation of FIFRA and I may be subject to enforcement action and penalties under sections 12 and 14 of FIFRA.			
<b>Section - III</b>			
1. Material This Product Will Be Packaged In:			
Child-Resistant Packaging <input type="checkbox"/> Yes <input type="checkbox"/> No <b>* Certification must be submitted</b>	Unit Packaging <input type="checkbox"/> Yes <input type="checkbox"/> No If "Yes" Unit Packaging wgt.    No. per container	Water Soluble Packaging <input type="checkbox"/> Yes <input type="checkbox"/> No If "Yes" Package wgt    No. per container	2. Type of Container <input type="checkbox"/> Metal <input type="checkbox"/> Plastic <input type="checkbox"/> Glass <input type="checkbox"/> Paper <input type="checkbox"/> Other (Specify) _____
3. Location of Net Contents Information <input type="checkbox"/> Label <input type="checkbox"/> Container		4. Size(s) Retail Container	
5. Location of Label Directions <input type="checkbox"/> _____		6. Manner in Which Label is Affixed to Product <input checked="" type="checkbox"/> Lithograph Paper glued Stenciled <input type="checkbox"/> Other _____	
<b>Section - IV</b>			
1. Contact Point (Complete items directly below for identification of individual to be contacted, if necessary, to process this application.)			
Name Judy Smith		Title Regulatory Consultant	
		Telephone No. (Include Area Code) 901-684-5390	
Certification I certify that the statements I have made on this form and all attachments thereto are true, accurate and complete. I acknowledge that any knowingly false or misleading statement may be punishable by fine or imprisonment or both under applicable law.			6. Date Application Received (Stamped) <div style="border: 1px solid black; padding: 5px; text-align: center;">             NOV 20 2008           </div>
2. Signature 		3. Title Regulatory Consultant	
4. Typed Name Judy Smith		5. Date October 2, 2008	



**VIA FEDERAL EXPRESS TRK #7911 5377 9460**

October 2, 2008

Document Processing Desk (NOTIF)  
Office of Pesticide Programs (7504P)  
U. S. Environmental Protection Agency  
One Potomac Yard  
2777 S. Crystal Drive  
Arlington, VA 22202-4501

Attention: Mr. Jim Tompkins, Team 25

**RE: PROPANIL 60 DF - EPA REG. 71085-22  
NOTIFICATION AMENDMENT**

Dear Mr. Tompkins:

Enclosed please find the following in support of the above referenced product notification amendment:

- 1 – 8570-1 Application Form
- 2 – Copies Label


RiceCo LLC is changing the name that appears throughout the label from the actual product name to either “this product”, “product” or “the product”. The name of the product will only appear on the first page of the label. In addition, redundant sentences have been removed from the label.

If further information is needed, please do not hesitate to contact Judy Smith by telephone @ (901) 684-5390 or by email @ [riceco.reg@ricecollc.com](mailto:riceco.reg@ricecollc.com).

Sincerely,

RICECO LLC

Judy Smith  
Regulatory Consultant



*“...from the paddy to the plate”*

Superseded by 10/13/08  
Schmuck  
LCA



# PROPANIL 60 DF

## Propanil Herbicide

For Postemergence Control of Broadleaf and  
Grass Weeds in Rice Fields

### NOTIFICATION

NOV 20 2008

**Active Ingredient:**

Propanil: 3',4'-Dichloropropionanilide ..... 60.00%

**Inert Ingredients:** ..... 40.00%

**TOTAL:** ..... 100.00%

This product contains 0.6 lb. of 3',4' Dichloropropionanilide (Propanil) per pound of formulated product.

EPA Reg. No. 71085-22

EPA Est. No. 1812-GA-01; 34704-MS-01; 62171-MS-1; 37429-GA-1; 46193-GTM-1; 68848-BRA-1; 5905-IA-1;  
5905-GA-1

## CAUTION - CAUCION

### KEEP OUT OF REACH OF CHILDREN

Si usted no entiende la etiqueta, busque a alguien para que se la explique a usted en detalle. (If you do not understand the label, find someone to explain it to you in detail.)

#### FIRST AID

**If Swallowed:**

- Call a poison control center or doctor immediately for treatment advice.
- Have person sip a glass of water if able to swallow.
- Do not induce vomiting unless told to by a poison control center or doctor.
- Do not give anything by mouth to an unconscious person.

**If in Eyes:**

- Hold eye open and rinse slowly and gently with water for 15-20 minutes. Remove contact lenses, if present, after the first 5 minutes, then continue rinsing.
- Call a poison control center or doctor for treatment advice.

**If on Skin:**

- Take off contaminated clothing.
- Rinse skin immediately with plenty of water for 15-20 minutes.
- Call a poison control center or doctor for treatment advice.

**If Inhaled:**

- Move person to fresh air.
- If person is not breathing, call 911 or an ambulance, then give artificial respiration, preferably mouth-to-mouth if possible.
- Call a poison control center or doctor for further treatment advice.

#### AGRICULTURAL CHEMICAL

DO NOT SHIP OR STORE WITH FOODS, FEEDS, DRUGS, OR CLOTHING.

FOR CHEMICAL SPILL, LEAK, FIRE OR  
EXPOSURE, CALL GLOBAL LOGISTICS  
@ (504) 439-3140 OR (727) 374-5705.

Have the product container or label with you when calling a poison control center or doctor, or going for treatment.

**MANUFACTURED FOR:**

RICECO LLC  
MEMPHIS, TN 38137

Net Contents: 50 Lbs.

**PRECAUTIONARY STATEMENTS  
HAZARDS TO HUMAN AND DOMESTIC ANIMALS  
CAUTION**

Harmful if swallowed, absorbed through skin or inhaled. Causes moderate eye irritation. Avoid breathing spray mist or dust. Avoid contact with skin, eyes or clothing.

**PERSONAL PROTECTIVE EQUIPMENT (PPE)**

Some materials that are chemical-resistant to this product are listed below. For more information, for instructions in Supplement Three of PR Notice 93-7. If you want more options, follow the instructions category A on an EPA material category selection chart.

[This section for Formulations Packaged before December 1, 2008:]

**Mixers, loaders, and other handlers exposed to the concentrate must wear:**

- Coveralls over long-sleeve shirt and long pants,
- Chemical-resistant gloves made of any waterproof materials,
- Chemical-resistant footwear plus socks,
- Chemical-resistant headgear, if overhead exposure, and
- Chemical-resistant apron.

**Applicators and other handlers exposed to the dilute must wear:**

- Long-sleeved shirt and long pants,
- Chemical-resistant gloves made of any waterproof materials, and
- Shoes plus socks.

See Engineering Controls for additional requirements and options.

[This section for Formulations Packaged after December 1, 2008:]

**Mixers, loaders, applicators, and other handlers must wear:**

- Long-sleeve shirt,
- Long pants,
- Shoes and socks, and
- Chemical-resistant gloves made of any waterproof materials, chemical-resistant apron, and chemical resistant footwear when mixing/loading, cleaning up spills or equipment, or otherwise exposed to the concentrate.

See Engineering Controls for additional requirements and options.

[This section for Formulations Packaged before December 1, 2008:]

**ENGINEERING CONTROL STATEMENTS:**

When handlers use closed systems, enclosed cabs, or aircraft in a manner that meets the requirements listed in the Worker Protection Standard (WPS) for agricultural pesticides [40 CFR 170.240(d) (4-6)], the handler requirements may be reduced or modified as specified in the WPS. Water-soluble packets when used correctly qualify as a closed mixing/loading system under the WPS.

[This section for Formulations Packaged after December 1, 2008:]

**ENGINEERING CONTROL STATEMENTS:**

Water-soluble packets when used correctly qualify as a closed mixing/loading system under the Worker Protection Standard for Agricultural Pesticides [40 CFR 170.240(d)(4)]. Mixers and loaders using water-soluble packets must:

- wear the personal protective equipment required in the PPE section of this labeling for mixers and loaders and
- be provided and must have chemical-resistant footwear immediately available for use in an emergency, such as a broken package, spill, or equipment breakdown.

[The following is to appear on all labels under Engineering Control:]

Human flagging prohibited. Flagging to support aerial application is limited to use of the Global Positioning System (GPS) or mechanical flaggers.

Pilots must use an enclosed cockpit that meets the requirements listed in the Worker Protection Standard (WPS) for agricultural pesticides [40 CFR 170.240(d)(6)].

#### **USER SAFETY REQUIREMENTS:**

Follow manufacturer's instructions for cleaning/maintaining PPE. If no such instructions for washables are given, use detergent and hot water. Keep and wash PPE separately from other laundry.

Discard clothing or other absorbent materials that have been drenched or heavily contaminated with this product's concentrate. Do not reuse them.

#### **USER SAFETY RECOMMENDATIONS**

Users should:

- Wash hands before eating, drinking, chewing gum, using tobacco or using the toilet.
- Remove clothing/PPE immediately if pesticide gets inside. Then wash thoroughly and put on clean clothing.
- Remove PPE immediately after handling this product. Wash the outside of gloves before removing. As soon as possible, wash thoroughly and change into clean clothing.

#### **ENVIRONMENTAL HAZARDS**

This pesticide is toxic to fish and aquatic invertebrates. For terrestrial uses, do not apply directly to water, to areas where surface water is present or intertidal areas below the mean high water mark. Do not contaminate water when disposing of equipment washwaters or rinsate. Drift and runoff from treated areas may be hazardous to aquatic organisms in neighboring areas. Do not contaminate water intended for irrigation or domestic purposes. Do not apply when weather conditions favor drift from area to be treated.

This chemical has properties and characteristics associated with chemicals detected in groundwater. The use of this chemical prior to flooding may result in shallow groundwater contamination due to cracks in the subsoil of the rice paddy.

This product may contaminate water through runoff following rainfall events and by seepage through levees. This product has a high potential for runoff. Runoff of this product will be reduced by avoiding applications when rainfall is forecasted to occur within 48 hours. Levees should be constructed with adequate time prior to chemical application so that they are compacted to reduce seepage and to hold a 3-6 inch flood.

#### **DIRECTIONS FOR USE**

It is a violation of Federal Law to use this product in a manner inconsistent with this labeling. Do not apply this product in a way that will contact workers or other persons, either directly or indirectly or through drift. Only protected handlers may be in the area during application. For any requirements specific to your State or Tribe, consult the agency responsible for pesticide regulation.

#### **AGRICULTURAL USE REQUIREMENTS**

Use this product only in accordance with its labeling and with the Worker Protection Standard 40 CFR Part 170. This Standard contains requirements for the protection of agricultural workers on farms, forests, nurseries and greenhouses and handlers of agricultural pesticides. It contains requirements for training, documentation, notification and emergency assistance. It also contains specific instructions and exceptions pertaining to the statements on this label about personal protective equipment (PPE) and restricted entry interval. The requirements in this box only apply to uses of this product that are covered by the Worker Protection Standard.

Do not enter or allow worker entry into treated areas during the restricted entry interval (REI) of 24 hours.

PPE required for early entry to treated areas that is permitted under the Worker Protection Standard and that involves contact with anything that has been treated, such as plants, soil or water, is:

- Coveralls

- 7/13
- Chemical resistant gloves such as or made out of any waterproof material,
  - Chemical-resistant footwear plus socks, and
  - Protective eyewear.

#### STORAGE AND DISPOSAL

**Do not contaminate water, food or feed by storage or disposal. Open dumping is prohibited**

**PESTICIDE STORAGE:** Do not store this product near fertilizers, seeds, insecticides, or fungicides. Palletized product should not be stacked more than 3 units high. Reclose all partially used containers by tying bag top shut. Damaged or leaking containers, which contain product, that cannot be used immediately should be transferred to suitable sound containers and properly marked. Any spilled material must be thoroughly swept up and transferred to the new container or disposed of as indicated under 'Pesticide Disposal'.

For safety and prevention of unauthorized use, all pesticides should be stored in locked facilities. To prevent accidental misuse, different pesticides should be stored in separate areas with enough distance between to provide clear identification.

Opened, partially used pesticides should be stored in original containers when possible. When transfer to another container is necessary because of leakage or damage, carefully mark and identify contents of new container. Keep containers closed when not in use.

**PESTICIDE DISPOSAL:** Pesticide wastes are toxic. Improper disposal of excess pesticide, spray mixture or rinsate is a violation of Federal law. Wastes resulting from the use of this product may be disposed of on site or at an approved waste disposal facility. If these wastes cannot be disposed of by use according to label instructions, contact your State Pesticide or Environmental Control Agency or the Hazardous Waste representative at the nearest EPA Regional Office for guidance.

#### **CONTAINER DISPOSAL:**

**Nonrefillable Container:** Do not reuse or refill this container.

**Paper Bags:** Empty entire contents of bag into applicator equipment. Dispose of empty bags in a sanitary landfill or by incineration, or by burning if allowed by State and local authorities. If burned, stay out of smoke.

#### GENERAL PRECAUTIONS AND RESTRICTIONS

**DO NOT** plant or transplant crops in the treated area for at least 60 days following an application of this product.

**DO NOT** apply this product through any type of irrigation system.

Application to fields where catfish farming is practiced and draining water from fields into areas where catfish farming is practiced is prohibited during 12 months following treatment.

**DO NOT** fish or commercially grow fish, shellfish or crustaceans on treated acres during the 12 months following treatment.

**DO NOT** apply when wind conditions will allow drift to adjacent, susceptible crops such as beans, soybeans, cotton, safflower, cucurbits, vegetables, orchards (such as almonds, prunes, and grapes) and other sensitive crops.

**DO NOT** apply this product within 60 days of harvest.

**DO NOT** apply more than 10 lbs this product (6.0 lbs active ingredient) per acre per application.

**DO NOT** apply more than 13.3 lbs this product (8 lbs active ingredient) per acre per season.

**DO NOT** apply this product (directly or indirectly) to any crop except rice but **DO NOT** use on wild rice (*Zizania* spp.).

**DO NOT** graze treated fields or feed treated forage within 60 days of the last application.

**ATTENTION:** Never apply this product except as recommended on this label because use in any other way may result in damage or injury to persons, animals or crops, or other unintended consequences.

**DO NOT** apply within 14 days before or after insecticide applications because serious damage to rice may occur.

Water drained from treated rice fields must not be used to irrigate other crops or be released within 1/2 miles



miles upstream of a potable water intake in flowing water (e.g. river, stream, etc.) or within ½ miles of a potable water intake in a standing body of water such as a lake, pond or reservoir.

## GENERAL INFORMATION

### WEEDS CONTROLLED

Barnyardgrass* (watergrass)	<i>Echinochloa crus-galli</i>
Brachiaria (signalgrass)	<i>Brachiaria platyphylla</i>
Coffeeweed	<i>Sesbania herbacea</i>
Crabgrass	<i>Digitaria</i> spp.
Croton	<i>Croton</i> spp.
Curly indigo	<i>Aeschynomene virginica</i>
Foxtail	<i>Setaria</i> spp.
Goosegrass	<i>Eleusine indica</i>
Gulf cockspur	<i>Echinochloa crus-pavonis</i>
Hoorahgrass	<i>Fimbristylis miliacea</i>
Mexicanweed	<i>Caperonia castanifolia</i>
Millet (Texas)	<i>Urochloa texana</i>
Panicum (Texas)	<i>Panicum texanum</i>
Paragrass	<i>Urochloa mutica</i>
Pigweed	<i>Amaranthus</i> spp.
Rice field bulrush	<i>Scirpus mucronatus</i>
Sesbania hemp (coffeebean)	<i>Sesbania exaltata</i>
Smallflower umbrella plant	<i>Cyperus difformis</i>
Sourdock	<i>Rumex crispus</i>
Spearhead	<i>Phacelia hastate</i>
Wiregrass	<i>Aristida</i> spp.

\*In isolated instances, biotypes of Barnyardgrass may develop that cannot be effectively controlled by Propanil alone. Where these biotypes are known or suspected to be present and are found in a mixed weed population in which this product is effective, a tank mixture at 6.7 lbs/acre (4lbs active) with either Prowl® at 1.5 to 2 pints/A, Bolero® 8EC at 3 to 4 pints/A or Facet® at labeled rates is recommended to control Barnyardgrass (up to 3-leaf stage). (The above directions are for use on rice grown in the southern United States only.)

Read and observe all label directions before using. When tank mixing, always read all individual manufacturers labels. In interpreting all labels for the tank mixture, the most restrictive situations must apply.

(This product will not control arrowhead, Bermudagrass, cattail, ducksalad, Johnsongrass, nutgrass, red rice and sprangletop.)

This product is used for postemergence control of broadleaf and grass weeds in RICE fields.

Several important factors should be taken into account to achieve a high efficiency of selective weed control. These include uniform application, growth stage and weather conditions. To assure uniform application, mix the prescribed amount of this product with a sufficient volume of water to provide thorough coverage of target area. For aerial application use approximately 10 gallons of water, or for surface (ground) applications 20-30 gallons water per acre at sufficient spray pressure. Agitate tank mixes thoroughly and continuously. Avoid over and under application.

Growth stage of weeds is very important. Best results for selective weed control are obtained when most grasses have reached the 1 to 3-leaf stage. Proper field preparation is essential to ascertain a relatively clod free and level surface to obtain uniform flood levels and growth. Fields may be flushed prior to treatment to produce uniform and vigorous grass germination and growth. Drain water from fields prior to applying this product. Higher rates are recommended to control larger grasses or exposed weeds when rice fields are not completely drained. Inspect rice fields regularly to select the correct application time.

## **WEATHER CONDITIONS:**

Weather conditions must be observed closely. Under cool weather conditions, higher rates are required to achieve satisfactory control. Avoid application if rain threatens within 6 to 8 hours, or if wind velocities are high enough to cause drift and irregular spray patterns.

**Temperature:** Temperatures at and before application affect product activity in controlling target weeds. Applications should be made when daily maximum temperatures are between 75° F and 100° F. Control decreases with temperatures below 75° F and increases with temperatures above 75° F.

## **Application Timing**

This product normally requires 8 hours of DIRECT sunlight for absorption into target weeds. However many atmospheric and environmental factors can affect absorption into the target weed. It is highly recommended that application be planned so that the applied product remains in contact with the leaf surfaces for at least 48 hours prior to rainfall. Historically, morning applications of propanil products including this product have produced better results in weed control.

## **Wind**

Although this product is less susceptible to drift than solvent-based propanil products, application should be avoided if wind velocity is high enough to cause drift or irregular spray patterns.

## **Relative Humidity**

This product is a contact herbicide; therefore, herbicidal activity is affected by humidity. High humidity and dew aid in weed control by allowing the product to remain in solution longer on the leaf surface. Low humidity decreases plant activity and thus reduces product absorption. During periods of low humidity, higher spray volumes, 12-15 gallons per acre should be used when applied aerially.

## **SPRAY DRIFT MANAGEMENT**

Avoiding spray drift at the application site is the responsibility of the applicator and the grower. The interaction of many equipment and weather-related factors determines the potential for spray drift. The applicator and the grower are responsible for considering all these factors when making application decisions. The distance from the outer most nozzles on the boom must not exceed  $\frac{3}{4}$  the length of the wingspan or rotor. Nozzles must always point backward parallel with the air stream and never be pointed downwards more than 45 degrees.

Apply only when the wind speed is less than or equal to 10 mph at the application site.  
Apply as a medium or coarser spray (ASAE standard 572).

## **Additional requirements for ground applications:**

Apply using a nozzle height of no more than 4 feet above the ground or crop canopy.

## **Additional requirements for aerial applications:**

Do not apply by air if drift can occur to sensitive nontarget crops or plants that are within 100 feet of the application site.

Do not release spray at a height greater than 10 feet above the ground or crop canopy.

Do not make any type of application into temperature inversions.

When applications are made with a cross-wind, the swath will be displaced downwind. The applicator must compensate for this displacement at the downwind edge of the application area by adjusting the path of the aircraft upwind.

**IMPORTANCE OF DROPLET SIZE:** The most effective way to reduce drift potential is to apply large droplets (>150-200 microns). The best drift management strategy is to apply the largest droplets that provide sufficient coverage and control. The presence of sensitive species nearby, the environmental conditions, and pest pressure may affect how an applicator balances drift control and coverage. Applying large droplets reduces drift potential, but will not prevent drift if applications are made improperly or under unfavorable environmental conditions. (See Wind, Temperature and Humidity, and Surface Temperature Inversions sections of this label.)

10  
13

In California, applications of this product must conform to the conditions set forth in the California Code of Regulations, Section 6462.

### Controlling Droplet Size

**Volume:** Use high flow rate nozzles to apply the highest practical spray volume. Nozzles with higher rated flows produce larger droplets.

**Pressure:** Do not exceed the nozzle manufacturer's recommended pressures. For many nozzle types, lower pressure produces larger droplets. When higher flow rates are needed, use higher flow rate nozzles of increasing pressure.

**Number Orientation:** Orienting nozzles so that the spray is released backward to the air stream produces larger droplets than other orientations and is the recommended practice. Significant deflection from horizontal will reduce droplet size and increase drift potential.

**Nozzle Type:** Use nozzle type that is designed for the intended application. With most nozzle types, narrow spray angles produce larger droplets. Consider using low-drift nozzles. Solid stream nozzles oriented straight back produce the largest droplets and the lowest drift.

**Number of Nozzles:** Use the minimum number of nozzles that provide uniform coverage.

**Boom Length:** For some use patterns, reducing the effective boom length to less than  $\frac{3}{4}$  of the wingspan or rotor length may further reduce drift without reducing swath width.

**Application Height:** Applications should be made at a height **NO** greater than 10 feet above the top of the largest plants unless a greater height is required for aircraft safety. Making applications at the lowest height that is safe reduces exposure of droplets to evaporation and wind.

**Swath Adjustment:** When applications are made with a crosswind, the swath will be displaced downwind. Therefore, on the up and downwind edges of the field, the applicator must compensate for this displacement by adjusting the path of the aircraft upwind. Swath adjustment distance should increase, with increasing drift potential (higher wind, smaller drops, etc.).

### WIND

Drift potential is lowest between wind speeds of 2-10 mph. However, many factors, including droplet size and equipment type determine drift potential at any given speed. Applications should be avoided below 2 mph due to variable wind direction and high inversion potential. NOTE: Local terrain can influence wind patterns. Every applicator should be familiar with local wind patterns and how they affect spray drift.

### TEMPERATURE AND HUMIDITY

When making applications in low relative humidity, set up application equipment to produce larger droplets to compensate for evaporation. Droplet evaporation is most severe when conditions are both hot and dry.

### TEMPERATURE INVERSIONS

Applications shall not occur during a temperature inversion due to high drift potential. Temperature inversions restrict vertical air mixing, which causes small-suspended droplets to remain in a concentrated cloud. This cloud can move in unpredictable directions due to the light variable winds common during inversions. Temperature inversions are characterized by increasing temperatures with altitude and are common on nights with limited cloud cover and light to no wind. They begin to form as the sun sets and often continue into the morning. Their presence can be indicated by ground fog; however, if fog is not present, inversions can also be identified by the movement of smoke from a ground source or an aircraft smoke generator. Smoke that layers and moves laterally in a concentrated cloud (under low wind conditions) indicates an inversion, while smoke that moves upward and rapidly dissipates indicates good vertical air mixing.

### SENSITIVE AREAS

The pesticide should only be applied when the potential for drift to adjacent sensitive areas (e.g. residential areas, bodies of water, known habitat for threatened or endangered species, non-target crops) is minimal (e.g. when wind is blowing away from the sensitive area).

### EMERGENCY RELEASE PROVISIONS

Water holding (discharge) intervals for flood water following propanil application in all states:

For delayed flood (water-seeded) rice grown south of Interstate highway-10 from the Texas/Louisiana border to Houston and east of State Highway 35 from Houston to Port Lavaca- Flood water must be held for 10 days after application, unless excessive rainfall completely submerges the rice crop and forces premature release. For Texas rice grown in areas north or west of these boundaries, the water holding interval will be 7 days.

For delayed flood (water-seeded) rice in Southern Louisiana south of Highway 14 – Flood water must be held for 15 days after propanil application unless excessive rainfall completely submerges the rice crop and forces premature release. Delayed flood (water-seeded) rice in Louisiana, north of the Highway 14 boundary, is subject to the 7-day water holding interval provisions.

For permanent flood (water-seeded) rice grown in California and all other parts of the US not mentioned above – Flood water must be held for 7 days after application, unless excessive rainfall completely submerges the rice crop and forces premature release.

#### **ADJUVANT AND APPLICATION AIDS:**

When this product is used alone (not in combination with any other postemergent rice herbicides), a low viscosity crop oil concentrate or surfactant may be used to improve wetting of foliage and increase weed control. High viscosity crop oil concentrate products are NOT recommended for use with this product. Use of a crop oil concentrate is recommended when application is made during cool weather conditions or unstable weather conditions that may produce rain. Under adverse weather conditions, the addition of a crop oil concentrate when tank mixing this product and other rice herbicides for application should be considered. Consult product labels for adjuvant recommendations. The use of a suitable crop oil concentrate or surfactant does not significantly increase injury to rice (leaf tip burn). Refer to crop oil or surfactant label for proper use rate.

#### **BROADCAST RATE**

Apply 5 pounds this product per acre when most grasses have reached 1 to 3-leaf stage. Use 6.67 to 10 pounds per acre when the grasses are large (4 to 6-leaf stage) or when unseasonably cool weather conditions prevail, grass and broadleaf weeds are stressed due to dry conditions or in cases where the rice fields have not been drained completely and where weeds are large enough.

Barnyardgrass may be controlled up to 30 to 45 days after planting, before rice plants have reached the fully tillered growth stage.

**NOTE:** This product applied to rice after the 4-leaf stage may cause visible injury under some climatic conditions. Rice plants usually outgrow such injury.

**IN CALIFORNIA:** Use only where rice fields are not completely drained or a minimal amount of water remains. If higher water level is desired, reflood field after 12 hours and before 7 days after treatment. This will discourage new weed infestations. Do not apply within 14 days before or after insecticide applications. Serious injury to rice may occur.

#### **SPRAY MIXTURE PREPARATION**

##### ***Wet Spray Application***

Thoroughly mix with clean water (water that is free of sediment and agricultural chemicals) in the spray tank. Do not use water from paddies. Only approved drift control agents may be used with this product. Do not use any other additives except as directed by this label.

To ensure uniform mixing and application, agitate the mixture before application. If the mixture is not sprayed immediately after agitation, reagitate it before application.

Do not store this product in nurse tanks or any other tanks used to store or transport clean water. Install one-way valves (anti-siphoning devices) on lines and hoses of mixing/loading equipment to prevent contamination of nurse tanks or other clean water sources.

12  
13

Mixing and application equipment exposed to this product cannot be used for anything other than rice applications until it has been cleaned according to the procedures in the Sprayer Cleanup section of this label.

**Additional Mixing Instructions (wet spray)**

1. Fill the tank 1/4 to 1/3 full of clean water.
2. While agitating, add the required amount of this product.
3. Continue agitation until the product is fully dispersed, at least 5 minutes.
4. Once the product is fully dispersed, maintain agitation and continue filling the tank with water. The product should be thoroughly mixed with water before adding any other material.
5. As the tank is filling, add the required tank mix partner (other labeled rice herbicides, adjuvants, drift control agents, etc.).
6. If the mixture is not continuously agitated, settling may occur. If settling occurs, thoroughly re-agitate before using.
7. Apply product spray preparations within 24 hours of product mixing, or the product may degrade.

If this product and a tank mix partner are to be applied in multiple loads, pre-slurry the product in clean water prior to adding to the tank. This will prevent the tank mix partner from interfering with the dissolution of the product.

**SPRAYER CLEANUP**

Before using equipment exposed to this product to treat another crop, clean the sprayer and any other equipment (loading hoses, batch tanks, etc.) using the following procedure:

1. Steam-clean tank using a non-chlorine-based detergent, taking care to remove all physical residues.
2. Thoroughly rinse sprayer, tanks, boom, and hoses with clean water (free of sediment and agricultural chemicals).
3. Fill the tank one-half full with clean water and add Nutrasol at 32 oz. per 100 gallons water. Fill the tank to capacity with clean water. Flush the nozzles, boom, and hoses, and agitate (and recirculate, if possible) the sprayer for 15 minutes. Drain the equipment, taking care to flush the boom and hoses thoroughly.
4. Rinse tanks, hoses and nozzles with clean water to remove Nutrasol.
5. Fill the tank one-half full with clean water and add 1 gallon 21% ammonia or 7 gallons 3% ammonia per 100 gallon water. Fill the tank to capacity with clean water. Flush the nozzles, boom, and hoses and agitate (and recirculate, if possible) the sprayer for 15 minutes. Drain the equipment, taking care to flush the boom and hoses thoroughly.
6. Remove nozzles, screens, and strainers, and clean them separately.
7. Rinse tanks, booms, and hoses with clean water.
8. Repeat steps 5 and 7 an additional 3 times.
9. Rinse tanks, booms, and hoses to remove all traces of ammonia.
10. Water rinses may be applied to rice fields. Dispose of bleach rinses at an approved waste disposal facility.

**NOTE:** When applying multiple loads of this product several days in a row, the following procedure must be performed at the end of each day; partially fill the tank with fresh water, flush the boom and hoses, and allow to set overnight.

**ATTENTION:** Do not use chlorine bleach with ammonia. All traces of liquid fertilizer containing ammonia, ammonium nitrate or ammonium sulphate must be rinsed from the mixing and application equipment using water before adding chlorine bleach solution. Failure to do so will release a gas with a misty chlorine odor that can cause eye, nose, and throat and lung irritation. Do not clean equipment in an enclosed area.

Perform cleanup procedures on batch tanks and any other mixing equipment separately from aircraft hoppers. Take care to clean loading hoses and any other equipment or surfaces exposed to this product.

**CONDITIONS OF SALE AND WARRANTY**

**RICECO AND SELLER OFFER THIS PRODUCT AND THE BUYER AND USER ACCEPTS THIS PRODUCT**

**PRODUCT UNDER THE FOLLOWING AGREED CONDITIONS OF SALE AND WARRANTY.**

The directions for use of this product are believed to be reliable and should be followed carefully. However, it is impossible to take into account all variables and to eliminate all risks associated with its use. Injury or damage may result because of conditions, which are beyond the control of RiceCo or the seller. RiceCo warrants only that this product conforms to the chemical description on the label and is believed to be reasonably fit for the purposes referred to in the Directions for Use when used as directed under normal conditions. RICECO MAKES NO OTHER EXPRESS OR IMPLIED WARRANTY OF FITNESS OR MERCHANTABILITY OR ANY OTHER EXPRESS OR IMPLIED WARRANTY. To the extent consistent with applicable law, in no case shall RiceCo or the Seller be liable for consequential, special or indirect damage resulting from the use or handling of this product. Any variation or exception from this warranty must be in writing and signed by an authorized RiceCo representative.

**RiceCo LLC****5100 Poplar Avenue, Suite 2428****Memphis, TN 38137 USA**

Bolero is the registered trademark of Valent Agricultural Products

Facet is the registered trademark of BASF

Prowl is the registered trademark of BASF



0508/0908

**NEXT**

**LABEL**

Please read instructions on reverse before completing form.

Form Approved. OMB No. 2070-0060

 <b>United States Environmental Protection Agency Washington, DC 20460</b>		<div style="border: 1px solid black; padding: 2px; display: inline-block;"><div style="border: 1px solid black; width: 15px; height: 15px; margin: 0 auto;"></div><div style="border: 1px solid black; width: 15px; height: 15px; margin: 0 auto; text-align: center;">X</div><div style="border: 1px solid black; width: 15px; height: 15px; margin: 0 auto;"></div></div> <b>Registration Amendment Other</b>	OPP Identifier Number
<b>Application for Pesticide - Section I</b>			
1. Company/Product Number 71085-22		2. EPA Product Manager Jim Tompkins	
4. Company/Product (Name) PROPANIL 60 DF		3. Proposed Classification <div style="display: flex; justify-content: space-between;"><div><input checked="" type="checkbox"/> None</div><div><input type="checkbox"/> Restricted</div></div>	
5. Name and Address of Applicant (Include ZIP Code) RiceCo LLC 5100 Poplar Avenue, Suite 2428 Memphis, TN 38137  <input type="checkbox"/> Check if this is a new address		6. Expedited Review. In accordance with FIFRA Section 3(c)(3) (b)(i), my product is similar or identical in composition and labeling to: <div style="display: flex; justify-content: space-between;"><div>EPA Reg. No. _____</div><div>NOV 20 2008</div></div> Product Name _____	
<b>Section - II</b>			
<input type="checkbox"/> Amendment - Explain below.		<input type="checkbox"/> Final printed labels in response to Agency letter dated _____	
<input type="checkbox"/> Resubmission in response to Agency letter dated _____		<input type="checkbox"/> "Me Too" Application.	
<input checked="" type="checkbox"/> Notification - Explain below.		<input type="checkbox"/> Other - Explain below.	
<b>Explanation:</b> Use additional page(s) if necessary. (For section I and Section II.)  Notification removing the word "Caution" from label. This notification is consistent with the provisions of PR Notice 98-10 and EPA regulations at 40 CFR 152.46, and no other changes have been made to the labeling or the confidential statement of formula of this product. I understand that it is a violation of 18 U.S.C. Sec. 1001 to willfully make any false statement to EPA. I further understand that if this notification is not consistent with the terms of PR Notice 98-10 and 40 CFR 152.46, this product may be in violation of FIFRA and I may be subject to enforcement action and penalties under sections 12 and 14 of FIFRA.			
<b>Section - III</b>			
1. Material This Product Will Be Packaged In:			
Child-Resistant Packaging <div style="display: flex; justify-content: space-between;"><div><input type="checkbox"/> Yes</div><div><input type="checkbox"/> No</div></div>	Unit Packaging <div style="display: flex; justify-content: space-between;"><div><input type="checkbox"/> Yes</div><div><input type="checkbox"/> No</div></div> If "Yes" Unit Packaging wgt.      No. per container	Water Soluble Packaging <div style="display: flex; justify-content: space-between;"><div><input type="checkbox"/> Yes</div><div><input type="checkbox"/> No</div></div> If "Yes" Package wgt      No. per container	2. Type of Container <div style="display: flex; justify-content: space-between;"><div><input type="checkbox"/> Metal</div><div><input type="checkbox"/> Plastic</div><div><input type="checkbox"/> Glass</div><div><input type="checkbox"/> Paper</div><div><input type="checkbox"/> Other (Specify) _____</div></div>
* Certification must be submitted			
3. Location of Net Contents Information <div style="display: flex; justify-content: space-between;"><div><input type="checkbox"/> Label</div><div><input type="checkbox"/> Container</div></div>		4. Size(s) Retail Container	
5. Location of Label Directions <div style="display: flex; justify-content: space-between;"><div><input type="checkbox"/></div><div><input type="checkbox"/></div></div>			
6. Manner in Which Label is Affixed to Product <div style="display: flex; justify-content: space-between;"><div><input checked="" type="checkbox"/> Lithograph Paper glued Stenciled</div><div><input type="checkbox"/> Other _____</div></div>			
<b>Section - IV</b>			
1. Contact Point (Complete items directly below for identification of individual to be contacted, if necessary, to process this application.)			
Name Judy Smith		Title Regulatory Consultant	
		Telephone No. (include Area Code) 901-684-5390	
<b>Certification</b> I certify that the statements I have made on this form and all attachments thereto are true, accurate and complete. I acknowledge that any knowingly false or misleading statement may be punishable by fine or imprisonment or both under applicable law.			6. Date Application Received  (Stamped)
2. Signature 		3. Title Regulatory Consultant	
4. Typed Name Judy Smith		5. Date October 13, 2008	





2  
12

**VIA FEDERAL EXPRESS TRK # 7980 3723 9387**

October 14, 2008

Document Processing Desk 7505P (NOTIF)  
Office of Pesticide Programs  
U. S. Environmental Protection Agency  
One Potomac Yard – Room S-4900  
2777 South Crystal Drive  
Arlington, VA 22202-4501

**RE: PROPANIL 60 DF - EPA REG. NO. 71085-22  
NOTIFICATION AMENDMENT**

Dear Mr. Tompkins:

Enclosed please find the following in support of our Notification Amendment for the above referenced product:

- |   |   |                                    |
|---|---|------------------------------------|
| 1 | - | 8570-1 Notification Amendment Form |
| 2 | - | Revised Labels                     |

RiceCo LLC is removing the word "Caution" from the label as it is incorrect and in addition is not required.

If you have questions/comments, please do not hesitate to contact me by telephone @ (901) 684-5390 or via email @ [riceco.reg@ricecollc.com](mailto:riceco.reg@ricecollc.com).

Sincerely,

RICECO LLC

Judy Smith  
Regulatory Consultant

Encls.

*"...from the paddy to the plate"*



# PROPANIL 60 DF

## Propanil Herbicide

For Postemergence Control of Broadleaf and  
Grass Weeds in Rice Fields

### NOTIFICATION

NOV 20 2008

#### Active Ingredient:

Propanil: 3',4'-Dichloropropionanilide ..... 60.00%

Inert Ingredients: ..... 40.00%

**TOTAL:** ..... 100.00%

This product contains 0.6 lb. of 3',4' Dichloropropionanilide (Propanil) per pound of formulated product.

EPA Reg. No. 71085-22

EPA Est. No. 1812-GA-01; 34704-MS-01; 62171-MS-1; 37429-GA-1; 46193-GTM-1; 68848-BRA-1; 5905-IA-1; 5905-GA-1

## CAUTION

### KEEP OUT OF REACH OF CHILDREN

Si usted no entiende la etiqueta, busque a alguien para que se la explique a usted en detalle. (If you do not understand the label, find someone to explain it to you in detail.)

#### FIRST AID

##### If Swallowed:

- Call a poison control center or doctor immediately for treatment advice.
- Have person sip a glass of water if able to swallow.
- Do not induce vomiting unless told to by a poison control center or doctor.
- Do not give anything by mouth to an unconscious person.

##### If in Eyes:

- Hold eye open and rinse slowly and gently with water for 15-20 minutes. Remove contact lenses, if present, after the first 5 minutes, then continue rinsing.
- Call a poison control center or doctor for treatment advice.

##### If on Skin:

- Take off contaminated clothing.
- Rinse skin immediately with plenty of water for 15-20 minutes.
- Call a poison control center or doctor for treatment advice.

##### If Inhaled:

- Move person to fresh air.
- If person is not breathing, call 911 or an ambulance, then give artificial respiration, preferably mouth-to-mouth if possible.
- Call a poison control center or doctor for further treatment advice.

#### AGRICULTURAL CHEMICAL

DO NOT SHIP OR STORE WITH FOODS, FEEDS, DRUGS, OR CLOTHING.

**FOR CHEMICAL SPILL, LEAK, FIRE OR  
EXPOSURE, CALL GLOBAL LOGISTICS  
@ (504) 439-3140 OR (727) 374-5705.**

Have the product container or label with you when calling a poison control center or doctor, or going for treatment.

**MANUFACTURED FOR:**  
**RICECO LLC**  
**MEMPHIS, TN 38137**

**Net Contents: 50 Lbs.**

## PRECAUTIONARY STATEMENTS HAZARDS TO HUMAN AND DOMESTIC ANIMALS

### CAUTION

Harmful if swallowed, absorbed through skin or inhaled. Causes moderate eye irritation. Avoid breathing spray mist or dust. Avoid contact with skin, eyes or clothing.

### PERSONAL PROTECTIVE EQUIPMENT (PPE)

Some materials that are chemical-resistant to this product are listed below. For more information, follow instructions in Supplement Three of PR Notice 93-7. If you want more options, follow the instructions for category A on an EPA material category selection chart.

[This section for Formulations Packaged before December 1, 2008:]

#### **Mixers, loaders, and other handlers exposed to the concentrate must wear:**

- Coveralls over long-sleeve shirt and long pants,
- Chemical-resistant gloves made of any waterproof materials,
- Chemical-resistant footwear plus socks,
- Chemical-resistant headgear, if overhead exposure, and
- Chemical-resistant apron.

#### **Applicators and other handlers exposed to the dilute must wear:**

- Long-sleeved shirt and long pants,
- Chemical-resistant gloves made of any waterproof materials, and
- Shoes plus socks.

See Engineering Controls for additional requirements and options.

[This section for Formulations Packaged after December 1, 2008:]

#### **Mixers, loaders, applicators, and other handlers must wear:**

- Long-sleeve shirt,
- Long pants,
- Shoes and socks, and
- Chemical-resistant gloves made of any waterproof materials, chemical-resistant apron, and chemical-resistant footwear when mixing/loading, cleaning up spills or equipment, or otherwise exposed to the concentrate.

See Engineering Controls for additional requirements and options.

[This section for Formulations Packaged before December 1, 2008:]

### **ENGINEERING CONTROL STATEMENTS:**

When handlers use closed systems, enclosed cabs, or aircraft in a manner that meets the requirements listed in the Worker Protection Standard (WPS) for agricultural pesticides [40 CFR 170.240(d) (4-6), the handler PPE requirements may be reduced or modified as specified in the WPS. Water-soluble packets when used correctly qualify as a closed mixing/loading system under the WPS.

[This section for Formulations Packaged after December 1, 2008:]

### **ENGINEERING CONTROL STATEMENTS:**

Water-soluble packets when used correctly qualify as a closed mixing/loading system under the Worker Protection Standard for Agricultural Pesticides [40 CFR 170.240(d)(4)]. Mixers and loaders using water-soluble packets must:

- wear the personal protective equipment required in the PPE section of this labeling for mixers and loaders, and
- be provided and must have chemical-resistant footwear immediately available for use in an emergency, such as a broken package, spill, or equipment breakdown.

[The following is to appear on all labels under Engineering Control:]

Human flagging prohibited. Flagging to support aerial application is limited to use of the Global Positioning System (GPS) or mechanical flaggers.

Pilots must use an enclosed cockpit that meets the requirements listed in the Worker Protection Standard (WPS) for agricultural pesticides [40 CFR 170.240(d)(6)].

#### **USER SAFETY REQUIREMENTS:**

Follow manufacturer's instructions for cleaning/maintaining PPE. If no such instructions for washables exist, use detergent and hot water. Keep and wash PPE separately from other laundry.

Discard clothing or other absorbent materials that have been drenched or heavily contaminated with this product's concentrate. Do not reuse them.

#### **USER SAFETY RECOMMENDATIONS**

Users should:

- Wash hands before eating, drinking, chewing gum, using tobacco or using the toilet.
- Remove clothing/PPE immediately if pesticide gets inside. Then wash thoroughly and put on clean clothing.
- Remove PPE immediately after handling this product. Wash the outside of gloves before removing. As soon as possible, wash thoroughly and change into clean clothing.

#### **ENVIRONMENTAL HAZARDS**

This pesticide is toxic to fish and aquatic invertebrates. For terrestrial uses, do not apply directly to water, to areas where surface water is present or intertidal areas below the mean high water mark. Do not contaminate water when disposing of equipment washwaters or rinsate. Drift and runoff from treated areas may be hazardous to aquatic organisms in neighboring areas. Do not contaminate water intended for irrigation or domestic purposes. Do not apply when weather conditions favor drift from area to be treated.

This chemical has properties and characteristics associated with chemicals detected in groundwater. The use of this chemical prior to flooding may result in shallow groundwater contamination due to cracks in the subsoil of the rice paddy.

This product may contaminate water through runoff following rainfall events and by seepage through levees. This product has a high potential for runoff. Runoff of this product will be reduced by avoiding applications when rainfall is forecasted to occur within 48 hours. Levees should be constructed with adequate time prior to chemical application so that they are compacted to reduce seepage and to hold a 3-6 inch flood.

#### **DIRECTIONS FOR USE**

It is a violation of Federal Law to use this product in a manner inconsistent with this labeling. Do not apply this product in a way that will contact workers or other persons, either directly or indirectly or through drift. Only protected handlers may be in the area during application. For any requirements specific to your State or Tribe, consult the agency responsible for pesticide regulation.

#### **AGRICULTURAL USE REQUIREMENTS**

Use this product only in accordance with its labeling and with the Worker Protection Standard 40 CFR Part 170. This Standard contains requirements for the protection of agricultural workers on farms, forests, nurseries and greenhouses and handlers of agricultural pesticides. It contains requirements for training, documentation, notification and emergency assistance. It also contains specific instructions and exceptions pertaining to the statements on this label about personal protective equipment (PPE) and restricted-entry interval. The requirements in this box only apply to uses of this product that are covered by the Workers Protection Standard.

Do not enter or allow worker entry into treated areas during the restricted entry interval (REI) of 24 hours.

PPE required for early entry to treated areas that is permitted under the Worker Protection Standard and that involves contact with anything that has been treated, such as plants, soil or water, is:

- Coveralls

- 6/12
- Chemical resistant gloves such as or made out of any waterproof material,
  - Chemical-resistant footwear plus socks, and
  - Protective eyewear.

#### STORAGE AND DISPOSAL

**Do not contaminate water, food or feed by storage or disposal. Open dumping is prohibited**

**PESTICIDE STORAGE:** Do not store this product near fertilizers, seeds, insecticides, or fungicides. Palletized product should not be stacked more than 3 units high. Reclose all partially used containers by tying bag top shut. Damaged or leaking containers, which contain product, that cannot be used immediately should be transferred to suitable sound containers and properly marked. Any spilled material must be thoroughly swept up and transferred to the new container or disposed of as indicated under 'Pesticide Disposal'.

For safety and prevention of unauthorized use, all pesticides should be stored in locked facilities. To prevent accidental misuse, different pesticides should be stored in separate areas with enough distance between to provide clear identification.

Opened, partially used pesticides should be stored in original containers when possible. When transfer to another container is necessary because of leakage or damage, carefully mark and identify contents of new container. Keep containers closed when not in use.

**PESTICIDE DISPOSAL:** Pesticide wastes are toxic. Improper disposal of excess pesticide, spray mixture or rinsate is a violation of Federal law. Wastes resulting from the use of this product may be disposed of on site or at an approved waste disposal facility. If these wastes cannot be disposed of by use according to label instructions, contact your State Pesticide or Environmental Control Agency or the Hazardous Waste representative at the nearest EPA Regional Office for guidance.

#### CONTAINER DISPOSAL:

**Nonrefillable Container:** Do not reuse or refill this container.

**Paper Bags:** Empty entire contents of bag into applicator equipment. Dispose of empty bags in a sanitary landfill or by incineration, or by burning if allowed by State and local authorities. If burned, stay out of smoke.

#### GENERAL PRECAUTIONS AND RESTRICTIONS

**DO NOT** plant or transplant crops in the treated area for at least 60 days following an application of this product.

**DO NOT** apply this product through any type of irrigation system.

Application to fields where catfish farming is practiced and draining water from fields into areas where catfish farming is practiced is prohibited during 12 months following treatment.

**DO NOT** fish or commercially grow fish, shellfish or crustaceans on treated acres during the 12 months following treatment.

**DO NOT** apply when wind conditions will allow drift to adjacent, susceptible crops such as beans, soybeans, cotton, safflower, cucurbits, vegetables, orchards (such as almonds, prunes, and grapes) and other sensitive crops.

**DO NOT** apply this product within 60 days of harvest.

**DO NOT** apply more than 10 lbs this product (6.0 lbs active ingredient) per acre per application.

**DO NOT** apply more than 13.3 lbs this product (8 lbs active ingredient) per acre per season.

**DO NOT** apply this product (directly or indirectly) to any crop except rice but **DO NOT** use on wild rice (*Zizania* spp.).

**DO NOT** graze treated fields or feed treated forage within 60 days of the last application.

**ATTENTION:** Never apply this product except as recommended on this label because use in any other way may result in damage or injury to persons, animals or crops, or other unintended consequences.

**DO NOT** apply within 14 days before or after insecticide applications because serious damage to rice may occur.

Water drained from treated rice fields must not be used to irrigate other crops or be released within 1/2

miles upstream of a potable water intake in flowing water (e.g. river, stream, etc.) or within ½ miles of a potable water intake in a standing body of water such as a lake, pond or reservoir.

## GENERAL INFORMATION

### WEEDS CONTROLLED

Barnyardgrass* (watergrass)	<i>Echinochloa crus-galli</i>
Brachiaria (signalgrass)	<i>Brachiaria platyphylla</i>
Coffeeweed	<i>Sesbania herbacea</i>
Crabgrass	<i>Digitaria</i> spp.
Croton	<i>Croton</i> spp.
Curly indigo	<i>Aeschynomene virginica</i>
Foxtail	<i>Setaria</i> spp.
Goosegrass	<i>Eleusine indica</i>
Gulf cockspur	<i>Echinochloa crus-pavonis</i>
Hoorahgrass	<i>Fimbristylis miliacea</i>
Mexicanweed	<i>Caperonia castanifolia</i>
Millet (Texas)	<i>Urochloa texana</i>
Panicum (Texas)	<i>Panicum texanum</i>
Paragrass	<i>Urochloa mutica</i>
Pigweed	<i>Amaranthus</i> spp.
Rice field bulrush	<i>Scirpus mucronatus</i>
Sesbania hemp (coffeebean)	<i>Sesbania exaltata</i>
Smallflower umbrella plant	<i>Cyperus difformis</i>
Sourdock	<i>Rumex crispus</i>
Spearhead	<i>Phacelia hastate</i>
Wiregrass	<i>Aristida</i> spp.

\*In isolated instances, biotypes of Barnyardgrass may develop that cannot be effectively controlled by Propanil alone. Where these biotypes are known or suspected to be present and are found in a mixed weed population in which this product is effective, a tank mixture at 6.7 lbs/acre (4lbs active) with either Prowl ® at 1.5 to 2 pints/A, Bolero ® 8EC at 3 to 4 pints/A or Facet ® at labeled rates is recommended to control Barnyardgrass (up to 3-leaf stage). (The above directions are for use on rice grown in the southern United States only.)

Read and observe all label directions before using. When tank mixing, always read all individual manufacturers labels. In interpreting all labels for the tank mixture, the most restrictive situations must apply.

(This product will not control arrowhead, Bermudagrass, cattail, ducksalad, Johnsongrass, nutgrass, red rice and sprangletop.)

This product is used for postemergence control of broadleaf and grass weeds in RICE fields.

Several important factors should be taken into account to achieve a high efficiency of selective weed control. These include uniform application, growth stage and weather conditions. To assure uniform application, mix the prescribed amount of this product with a sufficient volume of water to provide thorough coverage of target area. For aerial application use approximately 10 gallons of water, or for surface (ground) applications 20-30 gallons water per acre at sufficient spray pressure. Agitate tank mixes thoroughly and continuously. Avoid over and under application.

Growth stage of weeds is very important. Best results for selective weed control are obtained when most grasses have reached the 1 to 3-leaf stage. Proper field preparation is essential to ascertain a relatively clod free and level surface to obtain uniform flood levels and growth. Fields may be flushed prior to treatment to produce uniform and vigorous grass germination and growth. Drain water from fields prior to applying this product. Higher rates are recommended to control larger grasses or exposed weeds when rice fields are not completely drained. Inspect rice fields regularly to select the correct application time.

**WEATHER CONDITIONS:**

Weather conditions must be observed closely. Under cool weather conditions, higher rates are required to achieve satisfactory control. Avoid application if rain threatens within 6 to 8 hours, or if wind velocities are high enough to cause drift and irregular spray patterns.

**Temperature:** Temperatures at and before application affect product activity in controlling target weeds. Applications should be made when daily maximum temperatures are between 75° F and 100° F. Control decreases with temperatures below 75° F and increases with temperatures above 75° F.

**Application Timing**

This product normally requires 8 hours of DIRECT sunlight for absorption into target weeds. However many atmospheric and environmental factors can affect absorption into the target weed. It is highly recommended that application be planned so that the applied product remains in contact with the leaf surfaces for at least 48 hours prior to rainfall. Historically, morning applications of propanil products including this product have produced better results in weed control.

**Wind**

Although this product is less susceptible to drift than solvent-based propanil products, application should be avoided if wind velocity is high enough to cause drift or irregular spray patterns.

**Relative Humidity**

This product is a contact herbicide; therefore, herbicidal activity is affected by humidity. High humidity and dew aid in weed control by allowing the product to remain in solution longer on the leaf surface. Low humidity decreases plant activity and thus reduces product absorption. During periods of low humidity, higher spray volumes, 12-15 gallons per acre should be used when applied aerially.

**SPRAY DRIFT MANAGEMENT**

Avoiding spray drift at the application site is the responsibility of the applicator and the grower. The interaction of many equipment and weather-related factors determines the potential for spray drift. The applicator and the grower are responsible for considering all these factors when making application decisions. The distance from the outer most nozzles on the boom must not exceed  $\frac{3}{4}$  the length of the wingspan or rotor. Nozzles must always point backward parallel with the air stream and never be pointed downwards more than 45 degrees.

Apply only when the wind speed is less than or equal to 10 mph at the application site.  
Apply as a medium or coarser spray (ASAE standard 572).

**Additional requirements for ground applications:**

Apply using a nozzle height of no more than 4 feet above the ground or crop canopy.

**Additional requirements for aerial applications:**

Do not apply by air if drift can occur to sensitive nontarget crops or plants that are within 100 feet of the application site.

Do not release spray at a height greater than 10 feet above the ground or crop canopy.

Do not make any type of application into temperature inversions.

When applications are made with a cross-wind, the swath will be displaced downwind. The applicator must compensate for this displacement at the downwind edge of the application area by adjusting the path of the aircraft upwind.

**IMPORTANCE OF DROPLET SIZE:** The most effective way to reduce drift potential is to apply large droplets (>150-200 microns). The best drift management strategy is to apply the largest droplets that provide sufficient coverage and control. The presence of sensitive species nearby, the environmental conditions, and pest pressure may affect how an applicator balances drift control and coverage. Applying large droplets reduces drift potential, but will not prevent drift if applications are made improperly or under unfavorable environmental conditions. (See Wind, Temperature and Humidity, and Surface Temperature Inversions sections of this label.)

9  
12

In California, applications of this product must conform to the conditions set forth in the California Code of Regulations, Section 6462.

### Controlling Droplet Size

**Volume:** Use high flow rate nozzles to apply the highest practical spray volume. Nozzles with higher rated flows produce larger droplets.

**Pressure:** Do not exceed the nozzle manufacturer's recommended pressures. For many nozzle types, lower pressure produces larger droplets. When higher flow rates are needed, use higher flow rate nozzles of increasing pressure.

**Number Orientation:** Orienting nozzles so that the spray is released backward to the air stream produces larger droplets than other orientations and is the recommended practice. Significant deflection from horizontal will reduce droplet size and increase drift potential.

**Nozzle Type:** Use nozzle type that is designed for the intended application. With most nozzle types, narrow spray angles produce larger droplets. Consider using low-drift nozzles. Solid stream nozzles oriented straight back produce the largest droplets and the lowest drift.

**Number of Nozzles:** Use the minimum number of nozzles that provide uniform coverage.

**Boom Length:** For some use patterns, reducing the effective boom length to less than  $\frac{3}{4}$  of the wingspan or rotor length may further reduce drift without reducing swath width.

**Application Height:** Applications should be made at a height **NO** greater than 10 feet above the top of the largest plants unless a greater height is required for aircraft safety. Making applications at the lowest height that is safe reduces exposure of droplets to evaporation and wind.

**Swath Adjustment:** When applications are made with a crosswind, the swath will be displaced downwind. Therefore, on the up and downwind edges of the field, the applicator must compensate for this displacement by adjusting the path of the aircraft upwind. Swath adjustment distance should increase, with increasing drift potential (higher wind, smaller drops, etc.).

### WIND

Drift potential is lowest between wind speeds of 2-10 mph. However, many factors, including droplet size and equipment type determine drift potential at any given speed. Applications should be avoided below 2 mph due to variable wind direction and high inversion potential. NOTE: Local terrain can influence wind patterns. Every applicator should be familiar with local wind patterns and how they affect spray drift.

### TEMPERATURE AND HUMIDITY

When making applications in low relative humidity, set up application equipment to produce larger droplets to compensate for evaporation. Droplet evaporation is most severe when conditions are both hot and dry.

### TEMPERATURE INVERSIONS

Applications shall not occur during a temperature inversion due to high drift potential. Temperature inversions restrict vertical air mixing, which causes small-suspended droplets to remain in a concentrated cloud. This cloud can move in unpredictable directions due to the light variable winds common during inversions. Temperature inversions are characterized by increasing temperatures with altitude and are common on nights with limited cloud cover and light to no wind. They begin to form as the sun sets and often continue into the morning. Their presence can be indicated by ground fog; however, if fog is not present, inversions can also be identified by the movement of smoke from a ground source or an aircraft smoke generator. Smoke that layers and moves laterally in a concentrated cloud (under low wind conditions) indicates an inversion, while smoke that moves upward and rapidly dissipates indicates good vertical air mixing.

### SENSITIVE AREAS

The pesticide should only be applied when the potential for drift to adjacent sensitive areas (e.g. residential areas, bodies of water, known habitat for threatened or endangered species, non-target crops) is minimal (e.g. when wind is blowing away from the sensitive area).

### EMERGENCY RELEASE PROVISIONS

Water holding (discharge) intervals for flood water following propanil application in all states:



10  
12

For delayed flood (water-seeded) rice grown south of Interstate highway-10 from the Texas/Louisiana border to Houston and east of State Highway 35 from Houston to Port Lavaca- Flood water must be held for 10 days after application, unless excessive rainfall completely submerges the rice crop and forces premature release. For Texas rice grown in areas north or west of these boundaries, the water holding interval will be 7 days.

For delayed flood (water-seeded) rice in Southern Louisiana south of Highway 14 – Flood water must be held for 15 days after propanil application unless excessive rainfall completely submerges the rice crop and forces premature release. Delayed flood (water-seeded) rice in Louisiana, north of the Highway 14 boundary, is subject to the 7-day water holding interval provisions.

For permanent flood (water-seeded) rice grown in California and all other parts of the US not mentioned above – Flood water must be held for 7 days after application, unless excessive rainfall completely submerges the rice crop and forces premature release.

#### **ADJUVANT AND APPLICATION AIDS:**

When this product is used alone (not in combination with any other postemergent rice herbicides), a low viscosity crop oil concentrate or surfactant may be used to improve wetting of foliage and increase weed control. High viscosity crop oil concentrate products are NOT recommended for use with this product. Use of a crop oil concentrate is recommended when application is made during cool weather conditions or unstable weather conditions that may produce rain. Under adverse weather conditions, the addition of a crop oil concentrate when tank mixing this product and other rice herbicides for application should be considered. Consult product labels for adjuvant recommendations. The use of a suitable crop oil concentrate or surfactant does not significantly increase injury to rice (leaf tip burn). Refer to crop oil or surfactant label for proper use rate.

#### **BROADCAST RATE**

Apply 5 pounds this product per acre when most grasses have reached 1 to 3-leaf stage. Use 6.67 to 10 pounds per acre when the grasses are large (4 to 6-leaf stage) or when unseasonably cool weather conditions prevail, grass and broadleaf weeds are stressed due to dry conditions or in cases where the rice fields have not been drained completely and where weeds are large enough.

Barnyardgrass may be controlled up to 30 to 45 days after planting, before rice plants have reached the fully tillered growth stage.

**NOTE:** This product applied to rice after the 4-leaf stage may cause visible injury under some climatic conditions. Rice plants usually outgrow such injury.

**IN CALIFORNIA:** Use only where rice fields are not completely drained or a minimal amount of water remains. If higher water level is desired, reflood field after 12 hours and before 7 days after treatment. This will discourage new weed infestations. Do not apply within 14 days before or after insecticide applications. Serious injury to rice may occur.

#### **SPRAY MIXTURE PREPARATION**

##### ***Wet Spray Application***

Thoroughly mix with clean water (water that is free of sediment and agricultural chemicals) in the spray tank. Do not use water from paddies. Only approved drift control agents may be used with this product. Do not use any other additives except as directed by this label.

To ensure uniform mixing and application, agitate the mixture before application. If the mixture is not sprayed immediately after agitation, reagitate it before application.

Do not store this product in nurse tanks or any other tanks used to store or transport clean water. Install one-way valves (anti-siphoning devices) on lines and hoses of mixing/loading equipment to prevent contamination of nurse tanks or other clean water sources.

11  
12

Mixing and application equipment exposed to this product cannot be used for anything other than rice applications until it has been cleaned according to the procedures in the Sprayer Cleanup section of this label.

**Additional Mixing Instructions (wet spray)**

1. Fill the tank 1/4 to 1/3 full of clean water.
2. While agitating, add the required amount of this product.
3. Continue agitation until the product is fully dispersed, at least 5 minutes.
4. Once the product is fully dispersed, maintain agitation and continue filling the tank with water. The product should be thoroughly mixed with water before adding any other material.
5. As the tank is filling, add the required tank mix partner (other labeled rice herbicides, adjuvants, drift control agents, etc.).
6. If the mixture is not continuously agitated, settling may occur. If settling occurs, thoroughly re-agitate before using.
7. Apply product spray preparations within 24 hours of product mixing, or the product may degrade.

If this product and a tank mix partner are to be applied in multiple loads, pre-slurry the product in clean water prior to adding to the tank. This will prevent the tank mix partner from interfering with the dissolution of the product.

**SPRAYER CLEANUP**

Before using equipment exposed to this product to treat another crop, clean the sprayer and any other equipment (loading hoses, batch tanks, etc.) using the following procedure:

1. Steam-clean tank using a non-chlorine-based detergent, taking care to remove all physical residues.
2. Thoroughly rinse sprayer, tanks, boom, and hoses with clean water (free of sediment and agricultural chemicals).
3. Fill the tank one-half full with clean water and add Nutrasol at 32 oz. per 100 gallons water. Fill the tank to capacity with clean water. Flush the nozzles, boom, and hoses, and agitate (and recirculate, if possible) the sprayer for 15 minutes. Drain the equipment, taking care to flush the boom and hoses thoroughly.
4. Rinse tanks, hoses and nozzles with clean water to remove Nutrasol.
5. Fill the tank one-half full with clean water and add 1 gallon 21% ammonia or 7 gallons 3% ammonia per 100 gallon water. Fill the tank to capacity with clean water. Flush the nozzles, boom, and hoses and agitate (and recirculate, if possible) the sprayer for 15 minutes. Drain the equipment, taking care to flush the boom and hoses thoroughly.
6. Remove nozzles, screens, and strainers, and clean them separately.
7. Rinse tanks, booms, and hoses with clean water.
8. Repeat steps 5 and 7 an additional 3 times.
9. Rinse tanks, booms, and hoses to remove all traces of ammonia.
10. Water rinses may be applied to rice fields. Dispose of bleach rinses at an approved waste disposal facility.

**NOTE:** When applying multiple loads of this product several days in a row, the following procedure must be performed at the end of each day; partially fill the tank with fresh water, flush the boom and hoses, and allow to set overnight.

**ATTENTION:** Do not use chlorine bleach with ammonia. All traces of liquid fertilizer containing ammonia, ammonium nitrate or ammonium sulphate must be rinsed from the mixing and application equipment using water before adding chlorine bleach solution. Failure to do so will release a gas with a musty chlorine odor that can cause eye, nose, and throat and lung irritation. Do not clean equipment in an enclosed area.

Perform cleanup procedures on batch tanks and any other mixing equipment separately from aircraft hoppers. Take care to clean loading hoses and any other equipment or surfaces exposed to this product.

**CONDITIONS OF SALE AND WARRANTY**

**RICECO AND SELLER OFFER THIS PRODUCT AND THE BUYER AND USER ACCEPTS THIS**

12  
12

**PRODUCT UNDER THE FOLLOWING AGREED CONDITIONS OF SALE AND WARRANTY.**

The directions for use of this product are believed to be reliable and should be followed carefully. However, it is impossible to take into account all variables and to eliminate all risks associated with its use. Injury or damage may result because of conditions, which are beyond the control of RiceCo or the seller. RiceCo warrants only that this product conforms to the chemical description on the label and is believed to be reasonably fit for the purposes referred to in the Directions for Use when used as directed under normal conditions. RICECO MAKES NO OTHER EXPRESS OR IMPLIED WARRANTY OF FITNESS OR MERCHANTABILITY OR ANY OTHER EXPRESS OR IMPLIED WARRANTY. To the extent consistent with applicable law, in no case shall RiceCo or the Seller be liable for consequential, special or indirect damage resulting from the use or handling of this product. Any variation or exception from this warranty must be in writing and signed by an authorized RiceCo representative.



**RiceCo LLC**

**5100 Poplar Avenue, Suite 2428**

**Memphis, TN 38137 USA**

Bolero is the registered trademark of Valent Agricultural Products

Facet is the registered trademark of BASF

Prowl is the registered trademark of BASF

0508/0908

**NOTIFICATION**

**NOV 20 2008**