

71085-5

8/24/2010

10/14



UNITED STATES ENVIRONMENTAL PROTECTION AGENCY  
Washington, D.C. 20460

OFFICE OF  
CHEMICAL SAFETY AND  
POLLUTION PREVENTION

Judy Smith  
RiceCo, LLC  
5100 Poplar Avenue, Suite 2428  
Memphis, TN 38137

AUG 24 2010

Subject: Notification per PR Notice 98-10 (minor edits to Spanish statement, first aid, and environmental hazards statement)  
WHAM! EZ  
EPA Reg. No. 71085-5  
Application Dated August 9, 2010

Dear Ms. Smith:

The Agency is in receipt of your Application for Pesticide Notification under Pesticide Registration Notice (PRN) 98-10 for the subject product. The Registration Division (RD) has conducted a review of this request for its applicability under PRN 98-10 and finds that the action requested falls within the scope of PRN 98-10. The label submitted with the application has been date-stamped "Notification" and will be placed in our records.

If you have any questions, please call me directly at 703-305-5697 or Mindy Ondish at 703-605-0723.

Sincerely,

*Mindy Ondish for*

Jim Tompkins  
Product Manager 25  
Herbicide Branch  
Registration Division (7505P)



United States  
**Environmental Protection Agency**  
Washington, DC 20460

<input type="checkbox"/>	Registration
<input checked="" type="checkbox"/>	Amendment
<input type="checkbox"/>	Other

OPP Identifier Number

**Application for Pesticide - Section I**

1. Company/Product Number 71085-5	2. EPA Product Manager Jim Tompkins	3. Proposed Classification <input checked="" type="checkbox"/> None <input type="checkbox"/> Restricted
4. Company/Product (Name) WHAM! EZ	PM# 25	
5. Name and Address of Applicant (Include ZIP Code) RiceCo LLC 5100 Poplar Avenue, Suite 2428 Memphis, TN 38137 <input type="checkbox"/> Check if this is a new address	6. Expedited Review. In accordance with FIFRA Section 3(c)(3)(b)(i), my product is similar or identical in composition and labeling to: EPA Reg. No. _____ Product Name _____	

**Section - II**

<input type="checkbox"/> Amendment - Explain below.	<input type="checkbox"/> Final printed labels in response to Agency letter dated _____	<b>NOTIFICATION</b>  <b>AUG 24 2010</b>
<input type="checkbox"/> Resubmission in response to Agency letter dated _____	<input type="checkbox"/> "Me Too" Application.	
<input checked="" type="checkbox"/> Notification - Explain below.	<input type="checkbox"/> Other - Explain below.	

**Explanation:** Use additional page(s) if necessary. (For section I and Section II.)  
Notification correcting typos and adding sentence inadvertently left off.  
This notification is consistent with the provisions of PR Notice 98-10 and EPA regulations at 40 CFR 152.46, and no other changes have been made to the labeling or the confidential statement of formula of this product. I understand that it is a violation of 18 U.S.C. Sec. 1001 to willfully make any false statement to EPA. I further understand that if this notification is not consistent with the terms of PR Notice 98-10 and 40 CFR 152.46, this product may be in violation of FIFRA and I may be subject to enforcement action and penalties under sections 12 and 14 of FIFRA.

**Section - III**

1. Material This Product Will Be Packaged In:				2. Type of Container	
Child-Resistant Packaging <input type="checkbox"/> Yes <input type="checkbox"/> No	Unit Packaging <input type="checkbox"/> Yes <input type="checkbox"/> No	Water Soluble Packaging <input type="checkbox"/> Yes <input type="checkbox"/> No	Metal Plastic Glass Paper Other (Specify) _____		
* Certification must be submitted		If "Yes" Unit Packaging wgt.	No. per container	If "Yes" Package wgt	No. per container
3. Location of Net Contents Information <input checked="" type="checkbox"/> Label <input type="checkbox"/> Container		4. Size(s) Retail Container 2.5, 5, 15, 30, 55, bulk Gallons		5. Location of Label Directions <input type="checkbox"/> Label	
6. Manner in Which Label is Affixed to Product <input type="checkbox"/> Lithograph Paper glued Stenciled			<input checked="" type="checkbox"/> Other pouch glued to container		

**Section - IV**

1. Contact Point (Complete items directly below for identification of individual to be contacted, if necessary, to process this application.)		
Name Judy Smith	Title Regulatory Consultant	Telephone No. (Include Area Code) 901-684-5390
<b>Certification</b> I certify that the statements I have made on this form and all attachments thereto are true, accurate and complete. I acknowledge that any knowingly false or misleading statement may be punishable by fine or imprisonment or both under applicable law.		6. Date Application Received  (Stamped)
2. Signature 	3. Title Regulatory Consultant	
4. Typed Name Judy Smith	5. Date August 9, 2010	



30814

Via Federal Express TRK # 7989 2723 4139

August 9, 2010

Document Processing Desk (NOTIF)  
Office of Pesticide Programs (7504P)  
U. S. Environmental Protection Agency  
Room 4900 - One Potomac Yard  
2777 South Crystal Drive  
Arlington, VA 22202

Attention: Mr. Jim Tompkins

**RE: EPA REG. NO. – 71085-5 – WHAM! EZ  
NOTIFICATION AMENDMENT**

Dear Mr. Tompkins:

Enclosed please find the following in support of our notification amendment for the above referenced product.

- 1 – 8570 form
- 2 – Copies of labeling

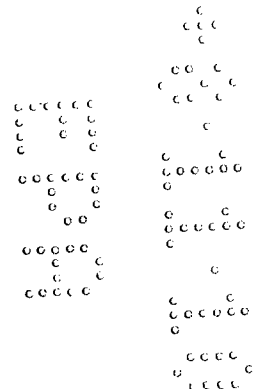
This notification is correcting language under Environmental Hazards section inadvertently removed and also in Spanish statement and “If in Eyes” statement, 2<sup>nd</sup> bullet point. This verbiage has been added in red. No other changes were made to the label.

If further information is needed, please contact me by email @ [riceco.reg@ricecollc.com](mailto:riceco.reg@ricecollc.com) or by telephone @ (901) 684-5390.

Sincerely,

RICECO LLC

  
Judy Smith  
Regulatory Consultant



“...from the paddy to the plate”



4 of 14

NOTIFICATION

AUG 24 2010

# WHAM! EZ<sup>®</sup>

## Propanil Flowable Herbicide

For Postemergence Control of Grass and Broadleaf Weeds in Rice Fields.

**Active Ingredient:**

Propanil: 3',4'-Dichloropropionanilide	41.20%
<b>Inert Ingredients:</b>	<u>58.80%</u>
<b>TOTAL</b>	<b>100.00%</b>

This product contains 4 lbs. of propanil per gallon of formulated product.

EPA Registration No. 71085-5

EPA Establishment No. 62171-MS-1; 34704-MS-1; 37429-GA-1; 46193-GTM-1; 68848-BRA-1; 5905-IA-1; 5905-GA-1; 1812-GA-1

### KEEP OUT OF REACH OF CHILDREN

*Si usted no entiende la etiqueta, busque a alguien para que se la explique a usted en detalle. (If you do not understand the label, find someone to explain it to you in detail.)*

## CAUTION

### FIRST AID

**If on Skin or Clothing:**

- Take off contaminated clothing.
- Rinse skin immediately with plenty of water for 15-20 minutes.
- Call a poison control center or doctor for treatment advice.

**If in Eyes:**


- Hold eye open and rinse slowly and gently with water for 15-20 minutes.
- Remove contact lenses, if present, after the first 5 minutes, then continue rinsing eye.
- Call a poison control center or doctor for treatment advice.

**If Swallowed:**

- Call a poison control center or doctor immediately for treatment advice.
- Have person sip a glass of water if able to swallow.
- Do not induce vomiting unless told to by a poison control center or doctor. Do not give anything by mouth to an unconscious person.

**If Inhaled:**

- Move person to fresh air.
- If person is not breathing, call 911 or an ambulance, then give artificial respiration, preferably mouth-to-mouth if possible.
- Call a poison control center or doctor for further treatment advice.



Have the product container or label with you when calling a poison control center or doctor or going for treatment.

**AGRICULTURAL CHEMICAL**  
**DO NOT SHIP OR STORE WITH FOOD, FEEDS,**  
**DRUGS, OR CLOTHING.**

**FOR CHEMICAL SPILL, LEAK, FIRE OR**  
**EXPOSURE, CALL GLOBAL LOGISTICS**  
**@ (504) 439-3140 OR (727) 374-5705**

- NET CONTENTS: 30 GAL.
- BULK
- 55 GAL.
- 5 GAL.
- 2.5 GAL.

**PRECAUTIONARY STATEMENTS**  
**HAZARDS TO HUMANS AND DOMESTIC ANIMALS**  
**CAUTION**

Harmful if absorbed through skin. Causes moderate eye irritation. Avoid breathing spray mist. Avoid contact with skin, eyes, or clothing. Prolonged or frequently repeated skin contact may cause allergic reactions in some individuals.

**PERSONAL PROTECTIVE EQUIPMENT (PPE)**

Some materials that are chemical-resistant to this product are chemical-resistant gloves, such as polyethylene or polyvinyl chloride ≥ 14 mils. For more information, follow instruction in Supplement Three of PR Notice 93-7. If you want more options, follow the instructions for category A on an EPA material category selection chart.

[This section is for formulations NOT packaged with Built-in Probes]

**Mixers, loaders, ground applicators, and other handlers cleaning up spills or equipment or otherwise exposed to the concentrate and handlers removing an unrinsed probe must wear the following:**

- Coveralls over long-sleeved shirt and long pants,
- Chemical-resistant gloves made of waterproof materials,
- Chemical-resistant footwear plus socks,
- Protective eyewear, if the system operates under pressure, and
- Chemical-resistant apron when mixing and loading.

Pilots and handlers removing a triple-rinsed probe must wear:

- Long-sleeved shirt,
- Long pants, and
- Shoes and socks.

See Engineering Controls for additional requirements.

**[This section is for formulations packaged WITH built-in probes]**

Some materials that are chemical-resistant to this product are chemical-resistant gloves, such as polyethylene or polyvinyl chloride ≥ 14 mils. For more information, follow instructions in Supplement Three of PR Notice 93-7. If you want more options, follow the instructions for category A on an EPA chemical-resistance category selection chart.

**Mixers, loaders, applicators and other handlers must wear the following:**

- Long-sleeved shirt,
- Long pants
- Shoes plus socks
- Chemical-resistant gloves made of any waterproof materials and chemical-resistant apron when mixing/loading, cleaning up spills or equipment, or otherwise exposed to the concentrate.

See Engineering Controls for additional requirements.

**USER SAFETY RECOMMENDATIONS**

Users should:

- Wash hands before eating, drinking, chewing gum, using tobacco or using the toilet.
- Remove clothing/PPE immediately if pesticide gets inside. Then wash thoroughly and put on clean clothing.
- Remove PPE immediately after handling this product. Wash the outside of gloves before removing. As soon as possible, wash thoroughly and change into clean clothing.

**USER SAFETY REQUIREMENTS**

Follow manufacturer's instructions for cleaning/maintaining PPE. If no such instructions for washables exist, use detergent and hot water. Keep and wash PPE separately from other laundry.

Discard clothing or other absorbent materials that have been drenched or heavily contaminated with this product's concentrate. Do not reuse them.

**[The following Engineering Controls will be used if product packaged with built in probe]**

**ENGINEERING CONTROLS**

Mixers and loaders must use a closed system that meets the requirements listed in the Worker Protection Standard (WPS) for agricultural pesticides [40 CFR 170.240(d)(4)] for dermal protection and must:

- Wear the personal protective equipment required in the PPE section of this labeling for mixers and loaders,
- Wear protective eyewear, if the system operates under pressure, and
- Chemical-resistant footwear and coveralls must be provided and be immediately available for use in an emergency, such as a broken package, spill, or equipment breakdown.

**[The following Engineering Controls will be used if product packaged without built in probe.]**

**ENGINEERING CONTROLS**

Mixers and loaders must either:

- (1) use a closed system that meets the requirements listed in the Worker Protection Standard (WPS) for dermal protection of agricultural pesticides [40 CFR 170.240(d)(4)],

**OR**

- (2) Use the probe system described below:

**PROBE SYSTEM**

Specific requirements for use of the probe closed mixing/loading system:

- ✓ Remove plug from bung of drum containing this product only when drum is sitting on the ground or on a secure level platform, with the bung end of the drum pointed up.
- ✓ Do not pour this product from its drum.
- ✓ Transfer product from the drum to the mixing tank by use of suction hose connected at one end to the suction pump on the mixing tank and connected at the other end to a probe (dip tube) that is inserted through the bung opening into the drum.
- ✓ Do not handle the probe or bung in a manner that allows dripping or splattering of the product onto yourself or any other person.
- ✓ Do not touch the portion of the probe that has been in contact with this product until after the probe has been triple rinsed with water.
- ✓ If all the product is removed from the drum, then triple rinse the probe while it remains inside the drum.

**UN-RINSED PROBES**

- ✓ If an un-rinsed probe must be removed from the drum, then use an anti-drip flange, and immediately transfer the probe into a container of rinse water. The anti-drip flange must be designed to remove excess propanil product from the probe as it is extracted from the drum.
- ✓ Take the following steps if the probe must be disconnected from the suction hose before both the probe and the hose have been triple rinsed:
  - (1) Equip the probe end of the hose with a shut off valve,
  - (2) Install a dry break coupling between the valve and the probe,
  - (3) Close the shut-off valve before disconnecting the probe.

### PPE FOR ALL TRANSFER SYSTEMS

In addition, mixers and loaders using all systems must:

- wear the personal protective equipment required in the PPE section of this labeling for mixers and loaders,
- wear protective eyewear, if the system operates under pressure, and
- when using a system that meets the requirements in the WPS as a closed system or using a probe system when the probe is not removed, chemical-resistant footwear must be provided, be immediately available, and be used in an emergency, such as a broken package, spill, or equipment breakdown.

All systems must be capable of removing the pesticide from the shipping container and transferring it into mixing tanks and/or application equipment. At any disconnect point, the system must be equipped with a dry disconnect or dry couple shut-off device that is warranted by the manufacturer to minimize dripage.

Flaggers: Human flagging is prohibited. Flagging to support aerial application is limited to use of the Global Positioning System (GPS) or mechanical flaggers.

Enclosed Cabs for Aerial Applicators: Pilots must use an enclosed cockpit that meets the requirements listed in the Worker Protection Standard (WPS) for agricultural pesticides [40 CFR 170.240(d)(6)].

### ENVIRONMENTAL HAZARDS

For terrestrial uses, do not apply directly to water, to areas where surface water is present or to intertidal areas below the mean high water mark. Do not contaminate water when disposing of equipment washwaters or rinsate. This product is toxic to fish and aquatic invertebrates. Drift and runoff from treated areas may be hazardous to aquatic organisms in neighboring areas. Do not contaminate water intended for irrigation or domestic purposes. Do not apply when weather conditions favor drift from areas to be treated.

This chemical has properties and characteristics associated with chemicals detected in ground water. The use of this chemical prior to flooding may result in shallow ground water contamination due to cracks in subsoil of the rice paddy.

This product may contaminate water through runoff following rainfall events and by seepage through the leaves. This product has a high potential for runoff. Runoff of this product will be reduced by avoiding applications when rainfall is forecasted to occur within 48 hours. Levees should be constructed with adequate time prior to chemical application so that they are compacted to reduce seepage and to hold 3-6 inch flood.

### DIRECTIONS FOR USE

It is a violation of Federal law to use this product in a manner inconsistent with its labeling. Do not apply this product in a way that will contact workers or other persons, either directly or through drift. Only protected handlers may be in the area during applications. For any requirements specific to your State or Tribe, consult the agency responsible for pesticide regulation.

### AGRICULTURAL USE REQUIREMENTS

Use this product only in accordance with its labeling and with the Worker Protection Standard, 40 CFR part 170. This Standard contains requirements for the protection of agricultural workers on farms, forests, nurseries, and greenhouses, and handlers of agricultural pesticides. It contains requirements for training, decontamination, notification, and emergency assistance. It also contains specific instructions and exceptions pertaining to the statements of this label about personal protective equipment (PPE) and restricted-entry interval. The requirements in this box only apply to uses of this product that are covered by the Worker Protection Standard.

Do not enter or allow worker entry into treated areas during the restricted entry interval (REI) of 24 hours.

PPE required for early entry to treated areas that is permitted under the Worker Protection Standard and that involves contact with anything that has been treated, such as plants, soil, or water is:

- Coveralls
- Chemical resistant gloves, such as polyethylene or polyvinyl chloride  $\geq 14$  mils
- Chemical-resistant footwear plus socks
- Protective eyewear

8074

### STORAGE AND DISPOSAL

Do not contaminate water, food, or feed by storage and disposal.

**PESTICIDE STORAGE:** Open dumping is prohibited. Do not store this product near fertilizers, seeds, insecticides, or fungicides. Store at temperatures above 32°F. If product is allowed to freeze, warm to 50°F and agitate before using. Containers should not be stacked more than three (3) containers high. Reclose all partially used containers by thoroughly tightening screw cap. Damaged or leaking containers that contain product that cannot be used immediately should be transferred to suitable sound containers and properly marked. Any spilled material should be thoroughly absorbed with a suitable absorbent, swept up and transferred to a new or waste container for disposal as indicated under "Pesticide Disposal".

For safety and prevention of unauthorized use, all pesticides should be stored in locked facilities. To prevent accidental misuse, different pesticides should be stored in separate areas with enough distance between to provide clear identification.

Opened, partially used pesticides should be stored in original containers when possible. When transfer to another container is necessary because of leakage or damage, carefully mark and identify contents of the new container. Keep containers closed when not in use.

**PESTICIDE DISPOSAL:** Pesticide wastes are toxic. Improper disposal of excess pesticide, spray mixture or rinsate is a violation of Federal law. If these wastes cannot be disposed of by use according to label instructions, contact your state pesticide or environmental control agency or the hazardous waste representative at the nearest EPA regional office for guidance.

### CONTAINER HANDLING:

**Nonrefillable Container** Do not reuse or refill this container. Offer for recycling, if available. Clean container promptly after emptying.

**Nonrefillable container equal to or less than 5 gallons:** Triple rinse as follows. Empty the remaining contents into application equipment or a mix tank and drain for 10 seconds after the flow begins to drip. Fill the container ¼ full with water and recap. Shake for 10 seconds. Pour rinsate into application equipment or a mix tank or store rinsate for later use or disposal. Drain for 10 seconds after the flow begins to drip. Repeat this procedure two more times.

**Nonrefillable containers 5 gallons to bulk:** Triple rinse as follows: Empty the remaining contents into application equipment or a mix tank. Fill the container ¼ full with water. Replace and tighten closures. Tip container on its side and roll it back and forth, ensuring at least one complete revolution, for 30 seconds. Stand the container on its end and tip it back and forth several times. Turn the container over onto its other end and tip it back and forth several times. Empty the rinsate into application equipment or a mix tank or store rinsate for later use or disposal. Repeat this procedure two more times.

### GENERAL PRECAUTIONS AND RESTRICTIONS

**DO NOT** apply this product through any type of irrigation system.

**DO NOT** plant or transplant crops in the treated area for at least 60 days following an application of this product.

**DO NOT** apply more than 1.5 gallons of **WHAM! EZ®** (6.0 lbs. active ingredient) per acre per application. Do not apply more than 2.0 gallons of **WHAM! EZ** (8.0 lbs. active ingredient) per acre per season.

Applications to fields where commercial catfish farming is practiced and draining water from treated fields into areas where catfish farming is practiced is prohibited during 12 months following treatment.

**DO NOT** fish or commercially grow fish, shellfish or crustaceans on treated areas during the 12 months following treatment.

**DO NOT** apply when temperature exceeds 90° F.

**DO NOT** apply this product (directly or indirectly) to any crop except rice.

**DO NOT** apply when wind conditions will allow drift to adjacent, susceptible crops such as beans, soybeans, cotton, safflower, cucurbits, vegetables, orchards (such as almonds, prunes and grapes) and other sensitive crops.

Water drained from treated rice fields must not be used to irrigate other crops or be released within ½ mile of a potable



water intake in flowing water (i.e., river, stream, etc.) or within 1/2 mile of a potable water intake in a standing body of water such as a lake, pond, or reservoir.

**WHERE TO USE**

RiceCo's **WHAM! EZ**® is used for postemergence control of broadleaf and grass weeds in RICE fields.

**WEEDS CONTROLLED**

Barnyardgrass (watergrass)	<i>Echinochloa crus-galli</i>
Brachiaria	<i>Brachiaria platyphylla</i>
Coffeeweed	<i>Sesbania herbacea</i>
Crabgrass	<i>Digitaria</i> spp.
Croton	<i>Croton</i> spp.
Curly indigo	<i>Aeschynomene virginica</i>
Eclipta	<i>Eclipta prostrata</i>
Foxtail	<i>Setaria</i> spp.
Goosegrass	<i>Eleusine indica</i>
Ground cherry	<i>Physalis</i> spp.
Gulf cockspur	<i>Echinochloa crus-pavonis</i>
Mexicanweed	<i>Caperonia castanifolia</i>
Millet (Texas)	<i>Urochloa texana</i>
Morning-glory	<i>Ipomoea</i> spp.
Paragrass	<i>Urochloa mutica</i>
Pigweed	<i>Amaranthus</i> spp.
Redstem	<i>Ammannia coccinea</i>
Rice field bulrush	<i>Scirpus mucronatus</i>
Smallflower umbrella plant	<i>Cyperus difformis</i>
Smartweed	<i>Polygonum</i> spp.
Sicklepod	<i>Cassia obtusifolius</i>
Sourdock	<i>Rumex crispus</i>
Spearhead	<i>Phacelia hastata</i>
Wiregrass	<i>Eleusine indica</i> .

(**WHAM! EZ** will not control arrowhead, Bermudagrass, cattail, ducksalad, Johnsongrass, nutgrass, red rice and sprangletop).

**GENERAL INFORMATION**

Several important factors should be taken into account to achieve a high efficiency of selective weed control with **WHAM! EZ**. These include uniform application, growth stage and weather conditions. To assure uniform application, mix the prescribed amount of **WHAM! EZ** with a sufficient volume of water to provide thorough coverage of target area.

For aerial applications use approximately 10 gallons of water or for surface (ground) applications 20-30 gallons of water per acre at sufficient spray pressure. Agitate tank mixes thoroughly and continuously. Avoid over and under application.

Growth stage of weeds is very important. Best results for selective weed control are obtained when most grasses have reached to 1 to 3 leaf stage.

Proper field preparation is essential to ascertain a relatively clod free and level surface and to obtain uniform flood levels and growth. Fields may be flushed prior to treatment to produce uniform and vigorous grass germination and growth. Drain water from fields prior to applying **WHAM! EZ**. Higher rates are recommended to control larger grasses or exposed weeds when rice fields are not completely drained. Inspect rice fields regularly to select the correct application time.

**WEATHER CONDITIONS:**

**Temperature:** Temperatures at and before application affect product activity in controlling target weeds. Applications should be made when daily maximum temperatures are between 75°F and 100°F. Control decreases with temperatures

below 75°F and increases with temperatures above 75°F.

**Application Timing:** WHAM! EZ normally requires 8 hours of DIRECT sunlight after application for absorption into target weeds; however, many atmospheric and environmental conditions can affect absorption into the target weeds. It is highly recommended that application of WHAM! EZ be planned so that the applied product remains in contact with the leaf surfaces for at least 48 hours prior to rainfall or flooding. Historically, morning applications of Propanil products, including WHAM! EZ have produced better results in weed control.

**Relative Humidity:** WHAM! EZ is a contact herbicide; therefore, herbicidal activity is affected by humidity. High humidity and dew aid in weed control by allowing the product to remain in solution longer on the leaf surface. Low humidity decreases plant activity and thus reduces product absorption. During periods of low humidity, higher spray volumes, 12-15 gallons per acre should be used when applied aerially.

**Soil Moisture:** Under dry conditions grass and broadleaf weeds are less susceptible to control. Higher rates of product, 4 to 6 quarts per acre should be used to achieve control.

**Wind:** Although WHAM! EZ is less susceptible to drift than solvent based Propanil products, application should be avoided if wind velocity is high enough to cause drift of the application spray off the target site or irregular spray patterns.

**SPRAY DRIFT MANAGEMENT**

Avoiding spray drift at the application site is the responsibility of the applicator and the grower. The interaction of many equipment and weather-related factors determines the potential for spray drift. The applicator and the grower are responsible for considering these factors when making application decisions.

Apply only when the wind speed is less than or equal to 10 mph at the application site.  
Apply as a medium or coarser spray (ASAE standard 572).

Additional requirements for ground applications:

Apply using a nozzle height of no more than 4 feet above the ground or crop canopy.

**Information on Droplet Size**

The most effective way to reduce drift potential is to apply large droplets (>150-200 microns). The best drift management strategy is to apply the largest droplets that provide sufficient coverage and control. The presence of sensitive species nearby, the environmental conditions, and pest pressure may affect how an applicator balances drift control and coverage. Applying large droplets reduces drift potential, but will not prevent drift if applications are made improperly or under unfavorable environmental conditions. (See Wind, Temperature and Humidity, and Surface Temperature Inversions sections of this label.)

**Controlling Droplet Size**

**Volume** – Use high flow rate nozzles to apply the highest practical spray volume. Nozzles with higher rated flows produce larger droplets.

**Pressure** – Do not exceed the nozzle manufacturer's recommended pressures. For many nozzle types lower pressure produces larger droplets. When higher flow rates are needed, use higher flow rate nozzles of increasing pressure.

**Nozzle Orientation** – Orienting nozzles so that the spray is released parallel to the air stream produces larger droplets than other orientations and is the recommended practice. Significant deflection from horizontal will reduce droplet size and increase drift potential.

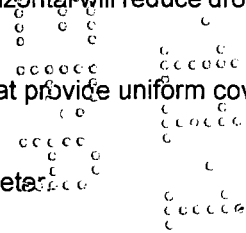
**Number of Nozzles** – Use the minimum number of nozzles with the highest flow rate that provide uniform coverage.

**Boom Length**

The boom length must not exceed 75% of the wingspan or 90% of the rotor blade diameter.

**Application Height**

Applications should be made at a height no greater than 10 feet above the ground or crop canopy. Making applications at the lowest height that is safe reduces exposure of droplets to evaporation and wind.



Swath Adjustment

When applications are made with a crosswind the swath will be displaced downwind. Therefore, on the downwind edges of the field, the applicator must compensate for this displacement by adjusting the path of the aircraft upwind. Swath adjustment distance should increase with increasing drift potential (higher wind, smaller drops, etc.).

Wind

Drift potential is lowest between wind speeds of 3-10 mph. However, many factors, including droplet size and equipment type determine drift potential at any given speed. Application should be avoided below 3 mph due to variable wind direction and high inversion potential. NOTE: Local terrain can influence wind patterns. Every applicator should be familiar with local wind patterns and how they affect drift.

Temperature and Humidity

When making applications in low relative humidity, set up equipment to produce larger droplets to compensate for evaporation. Droplet evaporation is most severe when conditions are both hot and dry.

Temperature Inversions

Do not make any application into temperature inversions. Temperature inversions restrict vertical air mixing, which causes small-suspended droplets to remain in a concentrated cloud. This cloud can move in unpredictable directions due to the light variable winds common during inversions. Temperature inversions are characterized by increasing temperatures with altitude and are common on nights with limited cloud cover and light to no wind. They begin to form as the sun sets and often continue into the morning. Their presence can be indicated by ground fog; however, if fog is not present, inversions can also be identified by movement of smoke from a ground source or an aircraft smoke generator. Smoke that layers and moves laterally in a concentrated cloud (under low wind conditions) indicates an inversion, while smoke that moves upward and rapidly dissipates indicates good vertical air mixing.

Sensitive Areas

Do not apply by air if drift can occur to sensitive nontarget crops or plants that are within 100 feet of the application site. Sensitive areas include, but are not limited to, residential areas, bodies of water, known habitat for threatened or endangered species, and non-target crops.

EMERGENCY RELEASE PROVISION

Water holding (discharge) intervals for flood water following propanil application in all states:

For delayed flood (water-seeded) rice grown south of Interstate Highway 10 from the Texas/Louisiana border to Houston and east of State Highway 35 from Houston to Port Lavaca – Flood water must be held for 10 days after application, unless excessive rainfall completely submerges the rice crop and forces premature release. For Texas rice grown in areas north or west of these boundaries, the water holding interval will be 7 days.

For delayed flood (water-seeded) rice in Southern Louisiana south of Highway 14 – Flood water must be held for 15 days after propanil application unless excessive rainfall completely submerges the rice crop and forces premature release. Delayed flood (water-seeded) rice in Louisiana, north of Highway 14 boundary, is subject to the 7-day water holding interval provisions.

For rice grown in California and all other parts of the US not mentioned above – Flood water must be held for 7 days after application, unless excessive rainfall completely submerges the rice crop and forces premature release.

ADJUVANTS AND APPLICATION AIDS:

When WHAM! EZ is used alone (not in combination with any other postemergent rice herbicide) a low viscosity crop oil concentrate or surfactant may be used to improve wetting of foliage and increase weed control. Use of a crop oil concentrate is recommended when application is made during cool weather conditions or unstable weather conditions that may produce rain. Under adverse weather conditions, the addition of a crop oil concentrate when tank mixing WHAM! EZ and other rice herbicides for application should be considered. Consult product labels for adjuvant recommendations. The use of a suitable crop oil concentrate or surfactant does not significantly increase injury to rice

(leaftip burn).

Consult Extension Service for detailed application advice.

**BROADCAST RATE**

Apply 3 quarts of **WHAM! EZ** per acre when most grasses have reached the 1 to 3-leaf stage. Use 4 to 6 quarts of **WHAM! EZ** per acre when the grasses are large (4 to 6-leaf stage) or when unseasonably cool weather conditions prevail, grass and broadleaf weeds are stressed due to dry conditions or in cases where the rice fields have not been drained completely and where weeds are large enough.

Barnyardgrass may be controlled up to 30 to 45 days after planting, before rice plants have reached the fully tillered growth stage.

**NOTE: WHAM! EZ** applied to rice after the 4-leaf stage may cause visible injury under some climatic conditions. Rice plants usually outgrow such injury.

**IN CALIFORNIA:** Use **WHAM! EZ** only where rice fields are completely drained or a minimal amount of water remains. If higher water level is desired, reflood field after 12 hours and before 7 days after treatment. This will discourage new weed infestations. Do not apply **WHAM! EZ** within 14 days before or after insecticide applications. Serious injury to rice may occur.

**SPRAY MIXTURE PREPARATION**

**Wet Spray Application**

Thoroughly mix **WHAM! EZ** with clean water (water that is free of sediment and agricultural chemicals) in the spray tank. Do not use water from paddies. Only approved drift control agents may be used with **WHAM! EZ**. Do not use any other additives except as directed by this label.

To ensure uniform mixing and application, agitate the mixture before application. If the mixture is not sprayed immediately after agitation, re-agitate it before application. Always apply **WHAM! EZ** spray preparations within 24 hours of product mixing, or the product may degrade.

Do not store **WHAM! EZ** in nurse tanks or any other tanks used to store or transport clean water. Install one-way valves (anti-siphoning devices) on lines and hoses of mixing/loading equipment to prevent contamination of nurse tanks or other clean water sources.

Mixing and application equipment exposed to **WHAM! EZ** cannot be used for anything other than rice applications until it has been cleaned according to the procedures in the Sprayer Cleanup section of this label.

**Additional Mixing Instructions (wet spray)**

1. Fill the tank 1/4 to 1/3 full of clean water.
2. While agitating, add the required amount of **WHAM! EZ**
3. Continue agitation until the **WHAM! EZ** is fully dispersed, at least 5 minutes.
4. Once the **WHAM! EZ** is fully dispersed, maintain agitation and continue filling the tank with water. The **WHAM! EZ** should be thoroughly mixed with water before adding any other material.
5. As the tank is filling, add the required tank mix partner (other labeled rice herbicides, adjuvants, drift control agents, etc.).
6. If the mixture is not continuously agitated, settling may occur. If settling occurs, thoroughly re-agitate before using.
7. Apply **WHAM! EZ** spray preparations within 24 hours of product mixing, or the product may degrade.
8. If **WHAM! EZ** and a tank mix partner are to be applied in multiple loads, pre-slurry the **WHAM! EZ** in clean water prior to adding to the tank. This will prevent the tank mix partner from interfering with the dissolution of the **WHAM! EZ**.

**TANK MIXTURES**

**WHAM! EZ** can be tank mixed with any herbicide(s) registered for use on rice to increase the weed control spectrum.

When tank mixing, observe all restrictions and limitations specified on the label of each product; always follow the most restrictive labeling.

**WHAM! EZ plus FACET® - Early Postemergence**

For a broader spectrum of postemergence grass and broadleaf weed control in rice, tank mix **WHAM! EZ** with **Facet® 50 WP** (or equivalent **Facet 75 WP**).

When the **WHAM! EZ /Facet®** tank mix is to be applied to rice fields during the early stage of rice growth (shortly after the first true leaf on the rice has developed), where longer **Facet®** residual activity is needed, and grass weeds are in the 1-4 leaf stage, apply 3-4 quarts of **WHAM! EZ** tank mixed with 0.75 pounds of **Facet® 50 WP** (or 0.50 pounds of **Facet® 75 DF**) per acre.

When the **WHAM! EZ /Facet®** tank mix is to be applied to larger rice than can soon tolerate a permanent flood (long quinclorac residual control not needed) yet prior to 80 days before harvest, apply as conditions warrant the following rates:

<u>Grass Stage<sup>1</sup> Rate</u>	<u>WHAM! EZ Rate</u>	<u>Facet® 50 WP Rate</u>
1-3 leaf stage	2.5 quarts	0.50 pounds
4-5 leaf stage	4.0 quarts	0.50 pounds
larger tillering	4 - 5 quarts	0.75 pounds

<sup>1</sup>This tank mix combination works best when the grass weeds are in the 2-3-leaf stage and are actively growing. Use on larger tillering grasses is a rescue treatment and less likely to achieve total control.

When tank mixing **WHAM! EZ** and **Facet®**, 2 pints of crop oil concentrate should be added. Follow all **WHAM! EZ** and **Facet®** restrictions and water management instructions.

\***Facet®** is not registered for use on rice in California; therefore, this tank mix cannot be used in California.

**SPRAYER CLEANUP**

Before using equipment exposed to **WHAM! EZ** to treat another crop, clean the sprayer and any other equipment (loading hoses, batch tanks, etc.) using the following procedure:

1. Steam-clean tank using a non-chlorine-based detergent, taking care to remove all physical residues.
2. Thoroughly rinse sprayer, tanks, boom, and hoses with clean water (free of sediment and agricultural chemicals).
3. Fill the tank one-half full with clean water and add Nutrasol at 32 oz. per 100 gal. of water. Fill the tank to capacity with clean water. Flush the nozzles, boom, and hoses, and agitate (and recirculate, if possible) the sprayer for 15 minutes. Drain the equipment, taking care to flush the boom and hoses thoroughly.
4. Rinse tanks, hoses and nozzles with clean water to remove Nutrasol.
5. Fill the tank one-half full with clean water and add 1 gal. of 21% ammonia or 7 gal. of 3% ammonia per 100 gal. of water. Fill the tank to capacity with clean water. Flush the nozzles, boom, and hoses and agitate (and recirculate, if possible) the sprayer for 15 minutes. Drain the equipment, taking care to flush the boom and hoses thoroughly.
6. Remove nozzles, screens, and strainers, and clean them separately.
7. Rinse tanks, booms, and hoses with clean water.
8. Repeat steps 5 and 7 an additional 3 times.
9. Rinse tanks, booms, and hoses to remove all traces of ammonia.
10. Water rinses may be applied to rice fields. Dispose of bleach rinses at an approved waste disposal facility.

**NOTE:** When applying multiple loads of **WHAM! EZ** several days in a row, the following procedure must be performed at the end of each day; partially fill the tank with fresh water, flush the boom and hoses, and allow to sit overnight.

**ATTENTION:** Do not use chlorine bleach with ammonia. All traces of liquid fertilizer containing ammonia, ammonium nitrate or ammonium sulphate must be rinsed from the mixing and application equipment using water before adding chlorine bleach solution. Failure to do so will release a gas with a musty chlorine odor that can cause eye, nose, and throat and lung irritation. Do not clean equipment in an enclosed area.

Perform cleanup procedures on batch tanks and any other mixing equipment separately from aircraft hoppers. Take

care to clean loading hoses and any other equipment or surfaces exposed to **WHAM! EZ**.

**CONDITIONS OF SALE AND WARRANTY**

**RiceCo AND SELLER OFFER THIS PRODUCT AND THE BUYER AND USER ACCEPTS THIS PRODUCT UNDER THE FOLLOWING AGREED CONDITIONS OF SALE AND WARRANTY.**

The directions for use of this product are believed to be reliable and must be followed carefully. However, it is impossible to take into account all variables and to eliminate all risks associated with its use. Injury or damage may result because of conditions that are beyond the control of **RiceCo** or the Seller. To the extent consistent with applicable law, **RiceCo** warrants only that this product conforms to the chemical description on the label and is believed to be reasonably fit for the purposes referred to in the Directions for Use when used s directed under normal conditions. To the extent consistent with applicable law, **RiceCo MAKES NO OTHER EXPRESS OR IMPIED WARRANTY OF FITNESS OR MERCHANTABILITY OR ANY OTHER EXPRESS OR IMPLIED WARRANTY.** To the extent consistent with applicable law, in no case shall **RiceCo** or the Seller be liable for consequential, special or indirect damages resulting from the use or handling of this product. Any variation or exception from this warranty must be in writing and signed by an authorized **RiceCo** representative.

**RiceCo LLC  
5100 POPLAR AVENUE, 24<sup>TH</sup> FLOOR  
MEMPHIS, TENNESSEE 38137 USA**

**WHAM! EZ® is a registered trademark of RiceCo LLC  
Facet® is a registered trademark of BASF Ag**

**0806/1206 – EPA stamped 12/3/08  
Notification 8/9/10 - corrections**

