

71049-4

8/18/2010

10 of 17



UNITED STATES ENVIRONMENTAL PROTECTION AGENCY
WASHINGTON, D.C. 20460

AUG 18 2010

OFFICE OF
CHEMICAL SAFETY AND
POLLUTION PREVENTION

Ms. Terri Siemer-Aal
Regulatory Consultant
Associated, Siemer & Associates, Inc.
KIM-C1, LLC
135 W. Shaw Avenue, #102
Fresno, CA 93704

RE: Notification to Revise Blueberry Section
EPA Registration Number: 71049-4
Date of Submission: October 5, 2009

Dear Ms. Siemer-Aal:

The Agency is in receipt of your Application for Pesticide Notification under Pesticide Registration Notice (PRN) 98-10 dated October 5, 2009, for the above mentioned product. The Registration Division (RD) has conducted a review of this request for its applicability under PRN 98-10 and finds that the actions requested fall within the scope of PRN 98-10. The label submitted with the application has been stamped "Notification and will be placed in our records.

If you have any questions, please call me directly at 703-305-5335 or Joyce Edwards of my staff at 703-308-5479.

Sincerely,

A handwritten signature in cursive that reads "Rachel C. Holloman".

Paul Mastradone, Acting
Notifications & Minor Formulations Team Leader
Registration Division (7505P)
Office of Pesticide Programs



United States
Environmental Protection Agency
Washington, DC 20460

<input type="checkbox"/>	Registration
<input type="checkbox"/>	Amendment
<input checked="" type="checkbox"/>	Other

OPP Identifier Number

Application for Pesticide - Section I

1. Company/Product Number KIM-C1, LLC/71049-4	2. EPA Product Manager Shaja Brothers-Joyner	3. Proposed Classification <input checked="" type="checkbox"/> None <input type="checkbox"/> Restricted
4. Company/Product (Name) KIM-C1, LLC/PPU Plant Growth Regulator	PM# 20	
5. Name and Address of Applicant (Include ZIP Code) KIM-C1, LLC c/o Terri Siemer-Aal Regulatory Consulting 1036 G Street, Reedley, CA 93654 <input type="checkbox"/> Check if this is a new address	6. Expedited Review. In accordance with FIFRA Section 3(c)(3) (b)(i), my product is similar or identical in composition and labeling to: <input checked="" type="checkbox"/> EPA Reg. No. _____ Product Name _____	

Section - II

<input type="checkbox"/> Amendment - Explain below.	<input type="checkbox"/> Final printed labels in response to Agency letter dated _____	NOTIFICATION AUG 18 2010
<input type="checkbox"/> Resubmission in response to Agency letter dated _____	<input type="checkbox"/> "Me Too" Application.	
<input checked="" type="checkbox"/> Notification - Explain below.	<input type="checkbox"/> Other - Explain below.	

Explanation: Use additional page(s) if necessary. (For section I and Section II.)

Notification of label change per PR-Notice 98-10 to rearrange blueberry section (few minor changes and split claims into three geographic areas). This notification is consistent with the provisions of PR-Notice 98-10 and EPA regulations at 40 CFR 152.46, and no other changes have been made to the labeling or CSF for this product.

Section - III

1. Material This Product Will Be Packaged In:				2. Type of Container	
Child-Resistant Packaging <input type="checkbox"/> Yes* <input checked="" type="checkbox"/> No	Unit Packaging <input type="checkbox"/> Yes <input checked="" type="checkbox"/> No	Water Soluble Packaging <input type="checkbox"/> Yes <input checked="" type="checkbox"/> No	If "Yes" Unit Packaging wgt. No. per container		<input checked="" type="checkbox"/> Metal <input type="checkbox"/> Plastic <input type="checkbox"/> Glass <input type="checkbox"/> Paper <input type="checkbox"/> Other (Specify) _____
* Certification must be submitted		If "Yes" Package wgt. No. per container			
3. Location of Net Contents Information <input checked="" type="checkbox"/> Label <input type="checkbox"/> Container		4. Size(s) Retail Container		5. Location of Label Directions <input type="checkbox"/> On Label <input checked="" type="checkbox"/> On Labeling accompanying product	
6. Manner in Which Label is Affixed to Product <input checked="" type="checkbox"/> Lithograph <input type="checkbox"/> Paper glued <input type="checkbox"/> Stenciled			<input type="checkbox"/> Other _____		

Section - IV

1. Contact Point (Complete items directly below for identification of individual to be contacted, if necessary, to process this application.)		
Name Terri Siemer-Aal	Title Regulatory Consultant	Telephone No. (Include Area Code) 559-637-4576
Certification I certify that the statements I have made on this form and all attachments thereto are true, accurate and complete. I acknowledge that any knowingly false or misleading statement may be punishable by fine or imprisonment both under applicable law.		8. Date Application Received (Stamped)
2. Signature 	3. Title Regulatory Consultant	
4. Typed Name Terri Siemer-Aal	5. Date 10-7-2009	

October 5, 2009

1036 "G" Street
Reedley, CA 93654
Tele (559) 637-4576
FAX (559) 637-4578
Aalterri@aol.com

Document Processing Desk (NOTIF)
Office of Pesticide Programs (7504P)
U.S. Environmental Protection Agency
1200 Pennsylvania Ave., NW
Washington, DC 20460-0001

Subject: KIM-C1, LLC
CPPU Plant Growth Regulator, EPA Reg. No. 71049-4
Notification of label change to revise blueberry section
per PR-Notice 98-10.

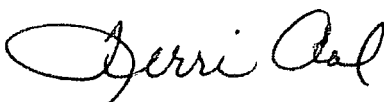
Dear Sir or Madam:

On behalf of KIM-C1, LLC enclosed is a notification of label change per PR-Notice 98-10. The blueberry section has been split into three geographic areas of the United States to make the label easier for users to follow depending on their location. The blueberry section was split into three sections with the following headings; Blueberries in California, Rabbiteye Blueberries in the Southeastern United States, and Other Blueberries Grown Outside of California. A few other minor words were changed, however, nothing having to do with rate or frequency were made

This notification is consistent with the provisions of PR Notice 98-10 and EPA regulations at 40 CFR 152.46, and no other changes have been made to the labeling or the Confidential Statement of Formula for this product. I understand that it is a violation of 18 U.S.C. Sec. 1001 to willfully make any false statement to EPA. I further understand that if this notification is not consistent with the terms of PR-Notice 98-10 and 40 CFR 152.46, this product may be in violation of FIFRA and I may be subject to enforcement action and penalties under sections 12 and 14 of FIFRA.


If you need any additional information or have any questions regarding this notification, please contact me.

Sincerely,



Terri Siemer-Aal
Regulatory Consultant
Associate, Siemer & Associates, Inc.
Agent for KIM-C1, LLC

1144notif/kimc1



4 of 17

**CPPU™
Plant Growth Regulator**

ACTIVE INGREDIENT	BY WEIGHT
Forchlorfenuron.....	00.80%
OTHER INGREDIENTS.....	99.20%
	<hr/>
TOTAL.....	100.00%

This package contains 8 grams active ingredient.

**KEEP OUT OF REACH OF CHILDREN
CAUTION**

**NOTIFICATION
AUG 1 8 2010**

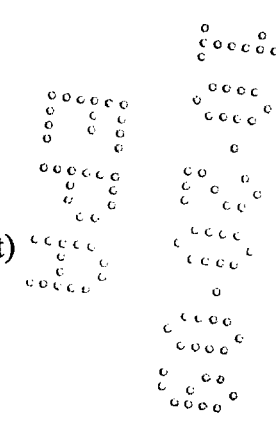
FIRST AID	
If in eyes:	<ul style="list-style-type: none"> • Hold eye open and rinse slowly and gently with water for 15-20 minutes. • Remove contact lenses, if present, after the first 5 minutes, then continue rinsing eye. • Call a poison control center or doctor for treatment advice.
If swallowed:	<ul style="list-style-type: none"> • Call a poison control center or doctor immediately for treatment advice. • Have a person sip a glass of water if able to swallow. • Do not induce vomiting unless told to do so by a poison control center or doctor. • Do not give anything by mouth to an unconscious person.
If inhaled:	<ul style="list-style-type: none"> • Move person to fresh air. • If person is not breathing, call 911 or an ambulance, then give artificial respiration, preferably mouth-to-mouth if possible. • Call a poison control center or doctor for further treatment advice.
NOTES:	<ul style="list-style-type: none"> • Have the product container or label with you when calling a poison control center or doctor, or going for treatment. • In the event of a medical emergency, you may also contact the National Pesticide Telecommunications Network (NPTN) at 1-800-858-7378.

EPA REG. NO. 71049-4

EPA EST. NO. 48498-CA-001

MANUFACTURED for:
KIM-C1, LLC
135 W. Shaw Avenue, #102
Fresno, CA 93704

NET CONTENTS: One Quart (8 grams active ingredient)



**PRECAUTIONARY STATEMENT
HAZARDS TO HUMANS AND DOMESTIC ANIMALS**

CAUTION – Causes moderate eye irritation. Avoid contact with eyes or clothing. Harmful if swallowed, inhaled or absorbed through skin. Do not breathe vapors or spray mist.

Personal Protective Equipment (PPE)

Some materials that are chemical-resistant to this product are listed below. If you want more options, follow the instructions for category C on an EPA chemical resistance category selection chart.

APPLICATORS AND OTHER HANDLERS MUST WEAR: long-sleeved shirt and long pants, chemical-resistant gloves such as barrier laminate, viton, butyl rubber, nitrile rubber, neoprene rubber, or polyvinyl chloride (PVC), shoes plus socks, and protective eyewear, goggles, safety shield, or safety glasses.

User Safety Requirements

Follow manufacturer’s instructions for cleaning/maintaining PPE. If no such instructions for washables exist, use detergent and hot water. Keep and wash PPE separately from other laundry.


USER SAFETY RECOMMENDATIONS:

Users should:

- Wash hands thoroughly with soap and water before eating, drinking, chewing gum, using tobacco, or using the toilet.
- Remove clothing immediately if pesticide gets inside. Then wash thoroughly and put on clean clothing.
- Remove PPE immediately after handling this product. Wash the outside of gloves before removing. As soon as possible, wash thoroughly and change into clean clothing.

ENVIRONMENTAL HAZARDS

Do not apply directly to water, or to areas where surface water is present or to intertidal areas below the mean high water mark. Do not contaminate water when cleaning equipment or disposing of equipment washwater or rinsate.



60217

STORAGE AND DISPOSAL:

Do not contaminate water, food, or feed by storage or disposal. Keep pesticide in original container.

PESTICIDE STORAGE: Keep under cool conditions.

CONTAINER DISPOSAL: Nonrefillable container. Do not reuse or refill this container. Offer for recycling, if available. Triple rinse container (or equivalent) promptly after emptying. Triple rinse as follows: Empty the remaining contents into application equipment or a mix tank and drain for 10 seconds after the flow begins to drip. Fill the container ¼ full with water and recap. Shake for 10 seconds. Pour rinsate into application equipment or a mix tank or store rinsate for later use or disposal. Drain for 10 seconds after the flow begins to drip. Repeat this procedure two more times.

PESTICIDE DISPOSAL: Wastes resulting from the use of this product may be disposed of on site or at an approved waste disposal facility.

DIRECTIONS FOR USE

It is a violation of federal law to use this product in a manner inconsistent with its labeling.


Do not apply this product in a way that will contact workers or other persons, either directly or through drift. Only protected handlers may be in the area during application. For any requirements specific to your State or Tribe, consult the agency responsible for pesticide regulation.

AGRICULTURAL USE REQUIREMENTS

Use this product only in accordance with its labeling and with the Worker Protection Standard, 40 CFR 170. This Standard contains requirements for the protection of agricultural workers on farms, forests, nurseries, and greenhouses, and handlers of agricultural pesticides. It contains requirements for training, decontamination, notification, and emergency assistance. It also contains specific instructions and exceptions pertaining to the statements on this label about personal protective equipment (PPE). The requirements in this box only apply to uses of this product that are covered by the Worker Protection Standard.

Do not enter or allow worker entry into treated areas during the restricted entry interval (REI) of 12 hours.

PPE required for early entry to treated areas that is permitted under the Worker Protection Standard and that involves contact with anything that has been treated, such as plants, soil or water, is:
long-sleeved shirt and long pants;
chemical-resistant gloves such as barrier laminate, viton, butyl rubber, nitrile rubber, neoprene rubber, or polyvinyl chloride (PVC);
shoes plus socks;
protective eyewear such as goggles, safety shield, or safety glasses.



7/21/17


GENERAL DIRECTION FOR USE

IMPORTANT: Before application, read all use directions thoroughly. Use CPPU Plant Growth Regulator only as directed.

This CPPU Plant Growth Regulator package contains 8 grams of N-(2-chloro-4-pyridinyl)-N'-phenyl urea, or forchlorfenuron. Each fluid ounce CPPU Plant Growth Regulator contains 0.25 grams of forchlorfenuron active ingredient (a.i.). Thus, 4 fluid ounces equals one gram of forchlorfenuron active ingredient.

CPPU Plant Growth Regulator is an extremely potent plant growth regulator (PGR) that has been shown to improve the fruit size and fruit set of blueberries, grapes and kiwi. However, excessive rates of CPPU Plant Growth Regulator can result in undesirable results. For specific effects and benefits, see the Spray Guidelines by Crop section.

- Product efficacy requires thorough coverage of the flowers and/or fruit. Uniform spray coverage is essential to achieve the desired results.
- For best results, apply CPPU Plant Growth Regulator under slow drying conditions, e.g. early in the morning, late in the afternoon, or at night, in order to ensure adequate uptake.
- For best results, the water pH should be close to neutral, and always below 8.5.
- DO NOT apply CPPU Plant Growth Regulator to plants under stress. If plants under stress are treated, the effect may be reduced.
- DO NOT use overhead irrigation until sprays of CPPU Plant Growth Regulator have dried completely.
- DO NOT apply CPPU Plant Growth Regulator if rain is expected before sprays have dried completely.
- DO NOT apply this product through any type of irrigation system.
- Aerial application of CPPU Plant Growth Regulator is prohibited.



8017

- Use of adjuvants: Adjuvants, if used, should be of a non-ionic nature, such as Latron B1956®, and should not exceed 0.1% (v/v).
- Compatibility: Tank mixes of CPPU Plant Growth Regulator with materials other than Gibberellic Acid, or a suitable non-ionic surfactant are not recommended.
- Spray Method Restrictions: Use only dilute sprays. Use kicker nozzles directed onto fruit from beneath the canopy on row and airblast sprayers. DO NOT apply by ULV or concentrate methods.
- DO NOT treat fruit by dipping. Use of the dip method for applying CPPU Plant Growth Regulator may result in residues exceeding tolerance restrictions.

Consult your local KIM-C1 agricultural representative for specific information on the best use recommendations for your particular crop.

SPRAY GUIDELINES BY CROP

Bushberries (For use on blueberries only in California) (Aronia Berry; Blueberry, Highbush; Blueberry, Lowbush; Currant, Buffalo; Chilean Guava; Currant, Black and Currant, Red; Barberry, European; Elderberry; Gooseberry; Cranberry, Highbush; Honeysuckle, Edible; Huckleberry; Jostaberry; Juneberry; Lingonberry; Currant, Native; Salal; Buckthorn, Sea)

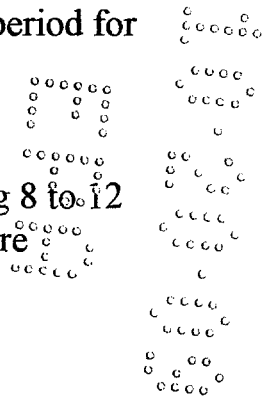
Blueberries in California

Highbush blueberries grown in California have been shown through research to respond to application of CPPU Plant Growth Regulator with increased berry size. This response is dependent on spray application timing in relation to the blueberry plant's physiological growth stage. Vigorous plants with capacity to support increased crop load have responded best to CPPU applications.

Harvest may be delayed if CPPU is used, due to the longer time period for the larger treated berries to mature.

Rates

Make a single application of CPPU Plant Growth Regulator using 8 to 12 fluid ounces (2 to 3 grams a.i.) per acre. Make sure that berries are



thoroughly covered by spray. Do not exceed the maximum rate of 12 fluid ounces (3 grams a.i.) per acre. Do NOT make more than one application per season.

Timing

Application timing is very important; for optimal response it should be based on flower development. Make a single application 14 to 21 days after 50% open bloom.

Spray Volume

Crop response to this product depends upon accurate, thorough application. Apply with ground sprayer only. It is important to wet all berries thoroughly. Apply enough spray volume to achieve thorough coverage and avoid spraying to runoff. Spray volumes of 100 GPA applied with conventional spray equipment have been shown to provide satisfactory coverage of vigorous, productive blueberry bushes.

Surfactant

A suitable non-ionic surfactant may be used with CPPU, but it should not be used in amounts in excess of 0.25% (v/v). Be sure to follow surfactant label directions, especially for silicone-type non-ionic surfactants that are used at very low concentrations in the spray mixture.

Tank Mixing

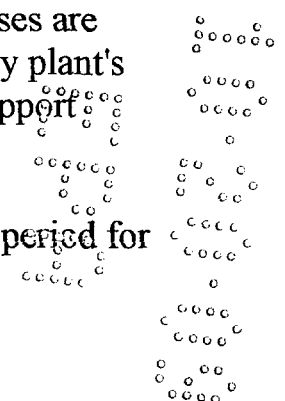
Do not tank mix CPPU Plant Growth Regulatory with any other agrochemical except a suitable non-ionic surfactant.

Note: In a few research trials with southern highbush varieties in California, berry tissue has sometimes developed a dark discolored ring around the calyx end when exposed to the sun. This discoloration disappears during the ripening process and is not evident on fully ripe berries.

Rabbiteye Blueberries in the Southeastern United States

Rabbiteye blueberries grown in the Southeastern United States have been shown through research to respond to applications of CPPU Plant Growth Regulator with increased berry set and berry size. These responses are dependent on spray application timing in relation to the blueberry plant's physiological growth stage. Vigorous plants with capacity to support increased crop load have responded best to CPPU applications.

Harvest may be delayed if CPPU is used, due to the longer time period for the larger treated berries to mature.



Rate

Make a single application of CPPU Plant Growth Regulator using 8 to 12 fluid ounces (2 to 3 grams a.i.) per acre. Make sure that flowers and/or berries are thoroughly covered by spray. Do not exceed the maximum rate of 12 fluid ounces (3 grams a.i.) per acre. Do NOT make more than one application per season.

Timing

Application timing is very important; for optimal response it should be based on flower development. Make a single application 10 to 17 days after 50% open bloom.

Spray Volume

Crop response to this product depends upon accurate, thorough application. Apply with ground sprayer only. It is important to wet all flowers and/or berries thoroughly. Apply enough spray volume to achieve thorough coverage and avoid spraying to runoff. Spray volumes of 100 GPA applied with conventional spray equipment have been shown to provide satisfactory coverage of vigorous, productive blueberry bushes.

Surfactant

A suitable non-ionic surfactant may be used with CPPU, but it should not be used in amounts in excess of 0.25% (v/v). Be sure to follow surfactant label directions, especially for silicone-type non-ionic surfactants that are used at very low concentration in the spray mixture.

Tank Mixing

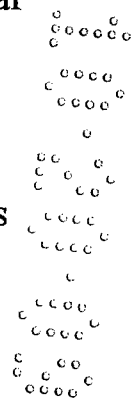
Do not tank mix CPPU Plant Growth Regulator with any other agrochemical except a suitable non-ionic surfactant.

Other Blueberries Grown Outside of California

Follow the use directions for "Rabbiteye Blueberries in the Southeastern United States" in addition to the following instructions:

1. In the southeast, Southern Highbush varieties may develop a severe leaf burn that can be extensive. Should a grower wish to treat Southern Highbush varieties, only a few bushes should be treated until it can be established that treatment can occur without harming the leaves.

2. All varieties have not been fully tested. If less widely planted varieties are to be treated, smaller treatments are recommended until grower



experience with variety is obtained. If additional information is needed, check with your local extension agent.

3. Higher Rates to Delay Harvest – If harvest delay is desired and will aid in broadening harvest time, then higher rates should be used. If it is desired to broaden harvest timing with delayed fruit maturity, use rates as high as 40 fluid ounces (10 grams a.i.) per acre. Do NOT make more than one application per season.

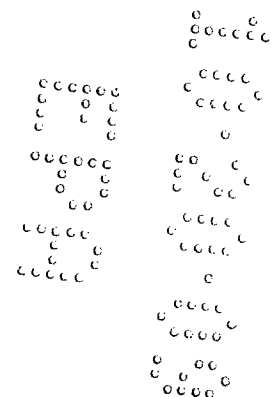
Grapes

Seedless Grape

An application of CPPU Plant Growth Regulator has been shown to increase berry size. Increased berry size improves cluster weight, total yield and pack out. CPPU Plant Growth Regulator may improve fruit quality in cold storage. CPPU Plant Growth Regulator treatment may delay grape maturation, i.e. slow Brix accumulation. Color development may be delayed in colored varieties. These factors may cause a delay in harvest. The higher the rate of product applied, the greater the potential for maturity delay.

Rates

Thorough coverage of the clusters is critical to achieve the desired response. In general, the higher the concentration, the greater response for berry size and maturity (harvest) delay. A lower rate range of from 12 to 24 fluid ounces (3 to 6 grams a.i.) can provide a berry size increase with minimal harvest delay. The higher rate range of 32 to 40 fluid ounces (8 to 10 grams a.i.) will maximize berry size and maximize harvest delay. Preliminary field trials have shown that harvest delay following CPPU Plant Growth Regulator applications do not always occur, and may be dependant upon weather conditions as well as the rates of product (both CPPU Plant Growth Regulator and Gibberellic acid) used. DO NOT exceed the maximum rate of 40 fluid ounces of CPPU Plant Growth Regulator (10 grams a.i. per acre) and do not apply this amount of product in less than 250 gallons per acre. DO NOT make more than one application per season.



12/17

Table 1 – Application Rate Calculations – Dilution Guidelines

CPPU Plant Growth Regulator				Comments
PPM*	Grams a.i./A	Ounces	Gal. Per A	
5	2	8	100	Intermediate size increase with minimum maturity delay.
5	4	16	200	Intermediate size increase with minimum maturity delay.
6	6	24	250	Intermediate size increase with minimum maturity delay.
6	8	32	350	Intermediate size increase with minimum maturity delay.
8	3	12	100	Intermediate size increase with minimum maturity delay.
8	6	24	200	Intermediate size increase with minimum maturity delay.
8	8	32	250	Intermediate size increase with minimum maturity delay.
10	4	16	100	Maximum size increase with maximum maturity delay.
10	8	32	200	Maximum size increase with maximum maturity delay.
10	10	40	250	Maximum size increase with maximum maturity delay.

* Parts Per Million

Recommended rates are for CPPU Plant Growth Regulator alone. Due to additive effect with Gibberellic acid (GA), berry size can be further increased when combined in a tank mix solution with GA using 20 to 40 ppm GA.

Timing

Make a single application per season based on average berry diameter. The timing will vary by variety (See Table 2). Make sure that the latest developing marketable clusters have completed shatter and final berry set by the time the application is made. Applications to flowering clusters will cause excessive fruit set and may overcome Gibberellic acid berry thinning effects. To maximize berry size use the highest rate of CPPU Plant Growth Regulator in combination with Gibberellic acid (See the Gibberellic acid label for rates.). Preliminary field testing has indicated that CPPU Plant Growth Regulator and Gibberellic acid tank mixes applied at the time of the second Gibberellic acid “sizing” spray will result in optimum berry sizing for common varieties such as “Thompson Seedless”. However, a combined spray application of CPPU Plant Growth Regulator and Gibberellic acid may delay maturity more than either product alone, particularly when highest label rates of Gibberellic acid are used.

Spray Volume

Use a volume of water between 200 and 350 gallons per acre (GPA), but do not spray past runoff. Spray volumes lower than 200 GPA may result in poor coverage and reduce the effectiveness of the application.

Tank Mixing

CPPU Plant Growth Regulator can be applied alone, as listed in Table 1. It may also be tank mixed with Gibberellic acid “sizing” sprays. CPPU Plant

Growth Regulator may also be applied in combination with a non-ionic surfactant. Other tank mix combinations with CPPU Plant Growth Regulator are not recommended.

Seeded Grape for Fresh Market

An application of CPPU Plant Growth Regulator has been shown to increase berry size. Increased berry size improves cluster weight, total yield and pack out. CPPU Plant Growth Regulator may improve fruit quality in cold storage. CPPU Plant Growth Regulator treatment may delay grape maturation, i.e. slow Brix accumulation. Color development may be delayed in colored varieties. These factors may cause a delay in harvest. The higher the rate of product applied, the greater the potential for maturity delay.

Rates

For specified rates, see Table 1. Thorough coverage of the clusters is critical to achieve the desired response. In general the higher the concentration the greater response for berry size and maturity (harvest) delay. DO NOT exceed the maximum rate of 40 fluid ounces (10 grams a.i. per acre) and do not apply this amount of product in less than 200 gallons per acre. DO NOT make more than one application per season.

Timing

Make a single application per season based on average berry diameter. The timing will vary by variety (See Table 2). Applications to flowering clusters will cause excessive fruit set.

Spray Volume

Use a volume of water between 200 and 350 gallons per acre (GPA), but do not spray past runoff. Spray volumes lower than 200 GPA may result in poor coverage and reduce the effectiveness of the application.

Tank Mixing

CPPU Plant Growth Regulator can be applied alone, as listed in Table 2. CPPU Plant Growth Regulator may also be applied in combination with a non-ionic surfactant. Tank mixes of CPPU Plant Growth Regulator with other materials is not recommended.

Table 2 – Suggested Berry Diameters for Timing CPPU Plant Growth Regulator Sprays for Fresh Market Grapes

Variety ¹	Avg. Berry Diameter (mm)
Thompson Seedless	6 - 10
Flame Seedless	8 - 14
Perlette	6 - 8
Ruby Seedless	9 - 12
Red Globe	14 - 20
Emperor	12 - 14

¹ All varieties have not been fully tested. Most other seedless varieties, such as Crimson, Fantasy, and Black Beauty would be best treated when berry diameter is between 10-14 mm. It is suggested that additional seeded varieties be treated when berry diameter is between 12-16 mm.

Seeded Grapes for Wine

An application of CPPU Plant Growth Regulator has been shown to increase berry set, or berry size depending upon time of application. CPPU Plant Growth Regulator treatment may delay grape maturity by slowing the accumulation of soluble solids. Color development may be delayed in colored varieties. These factors may cause a delay in harvest. The higher the rate of product applied, the greater the potential for maturity delay.

Rates

Make a single application of CPPU Plant Growth Regulator using 8 to 40 fluid ounces (2 to 10 grams a.i.) per acre, making sure that clusters are thoroughly covered. In general, use lower rates to increase berry set (8-12 fluid ounces per 100 GPA). The higher the concentration the greater response for berry size and maturity delay. DO NOT exceed the maximum rate of 40 fluid ounces per acre. DO NOT make more than one application per season.

Timing

Make a single application per season. To increase berry set, apply CPPU Plant Growth Regulator during bloom. To increase berry size, apply a single application of CPPU Plant Growth Regulator 14 to 21 days after the completion of berry shatter. The timing may vary by variety. All varieties have not been fully tested.

Spray Volume

Use a volume of water between 100 and 200 gallons per acre (GPA). Spray volumes lower than 100 GPA may result in poor coverage and reduce the effectiveness of the application.

Tank Mixing

Tank mixes of CPPU Plant Growth Regulator with any materials except a suitable non-ionic surfactant (see Use of Adjuvant section) are not recommended.

Grapes for Raisins

An application of CPPU Plant Growth Regulator following the label directions increases fruit set and/or berry size, and may affect drying ratio. CPPU Plant Growth Regulator application may delay maturity (reduced soluble solids), which may cause a delay in harvest. The higher the rate of product applied, the greater the potential for delayed maturity.

Rates

Make a single application of CPPU Plant Growth Regulator using 8 to 40 fluid ounces (2 to 10 grams a.i.) per acre, making sure that clusters are thoroughly covered. In general, use lower rates to increase berry set (8-10 fluid ounces per 100 GPA). Use higher rates (24 to 40 fluid ounces) to increase berry size. The higher the rate, the greater the response for berry size and maturity delay. DO NOT exceed the maximum rate of 40 fluid ounces per acre. DO NOT make more than one application per season.

Timing

To increase berry set, make a single application at bloom. To increase berry size, make a single application when the berry diameter averages 8 to 10 millimeters (mm).

Spray Volume

Use a volume of water between 100 and 200 gallons per acre (GPA). Spray volumes lower than 100 GPA may result in poor coverage and reduce the effectiveness of the application.

Tank Mixing

Tank mixes of CPPU Plant Growth Regulator with any materials except a suitable non-ionic surfactant (see Use of Adjuvant section) are not recommended.

Additional Varieties for Raisins

All varieties have not been fully tested. Most seedless raisin varieties will respond when treated using the rates and timings described above. Use lower rates to minimize size enhancement and maturity delay.

Kiwifruit

An application of CPPU Plant Growth Regulator following the label directions will result in increased fruit size.

Rates

Make a single application of CPPU Plant Growth Regulator using 8 to 16 fluid ounces (2 to 4 grams a.i.) for intermediate size enhancement. For maximum berry size enhancement, use 24 to 32 fluid ounces (6 to 8 grams a.i.). Make sure that fruit are thoroughly covered. DO NOT exceed the maximum rate of 32 fluid ounces (8 grams a.i.) per acre. DO NOT make more than one application per season.

Timing

Make the single application when the berry length averages 30-45 mm. Fruit will generally be in this range at 2-3 weeks following bloom.

Spray Volume

Use a volume of water between 100 and 200 gallons per acre (GPA). Spray volumes lower than 100 GPA may result in poor coverage and reduce the effectiveness of the application.

Tank Mixing

Tank mixes of CPPU Plant Growth Regulator with any materials except a suitable non-ionic surfactant (see Use of Adjuvant section) are not recommended.

IMPORTANT: READ BEFORE USE

Read the entire Directions for Use, Conditions of Warranties and Limitations of Liability before using this product. If terms are not acceptable, return the unopened product container at once.

By using this product, user or buyer accepts the following Conditions, Disclaimer of Warranties and Limitations of Liability.

CONDITIONS: The directions for use of this product are believed to be adequate and must be followed carefully. However, it is impossible to eliminate all risks associated with the use of this product. Crop injury, ineffectiveness or other unintended consequences may result because of such factors as weather conditions, presence of other materials, or the

manner of use or application, all of which are beyond the control of KIM-C1, LLC. All such risks shall be assumed by the user or buyer.

DISCLAIMER OF WARRANTIES: To the extent consistent with applicable law, KIM-C1, LLC makes no other warranties, express or implied, of merchantability or of fitness for a particular purpose or otherwise, that extend beyond the statements made on this label. No agent of KIM-C1, LLC is authorized to make any warranties beyond those contained herein or to modify the warranties contained herein. To the extent consistent with applicable law, KIM-C1, LLC disclaims any liability whatsoever for special, incidental or consequential damages resulting from the use or handling of this product.

LIMITATIONS OF LIABILITY: To the extent consistent with applicable law, the exclusive remedy of the user or buyer for any and all losses, injuries or damages resulting from the use or handling of this product, whether in contract, warranty, tort, negligence, strict liability or otherwise, shall not exceed the purchase price paid or at KIM-C1, LLC's election, the replacement of product.

Latron B1956 is a trademark of Rohm and Haas

(MASTER label Sept. 22, 2009)