

70909-3

4/23/2010

1 of 15



UNITED STATES ENVIRONMENTAL PROTECTION AGENCY
WASHINGTON, D.C. 20460

APR 23 2010

OFFICE OF
PREVENTION, PESTICIDES AND
TOXIC SUBSTANCES

Amy Plato Roberts
Regulatory Consultant
c/o BioSensory Inc.
712 Fifth Street, Suite A
Davis, CA 95616

RE: Product Name: Dragonfly® Octenol Lure
EPA Reg. No: 70909-3
Application for Label Notification Dated April 12, 2010 to update storage and
disposal statement per PR Notice 2007-4

Dear Ms. Roberts:

The Biopesticides and Pollution Prevention Division is in receipt of your application for Notification under Pesticide Registration (PR) Notice 98-10 dated above. A preliminary screen of this request has been conducted for its applicability under PR Notice 98-10 and it has been determined that the action(s) requested falls within the scope of PR Notice 98-10. Our records have been duly noted, and the label submitted with this application has been stamped "Notification Accepted" and will be placed accordingly in our records.

If you have any questions concerning this action, please feel free to contact Ms. Menyon Adams at (703) 347-8496 or email at adams.menyon@epa.gov.

Sincerely,

Linda Hollis

Linda Hollis, Chief
Biochemical Pesticides Branch
Biopesticides and Pollution Prevention
Division (7511P)

2015



United States
Environmental Protection Agency
Washington, DC 20460

<input type="checkbox"/>	Registration
<input type="checkbox"/>	Amendment
<input checked="" type="checkbox"/>	Other

OPP Identifier Number

Application for Pesticide - Section I

1. Company/Product Number 70909-3	2. EPA Product Manager Linda Hollis	3. Proposed Classification <input checked="" type="checkbox"/> None <input type="checkbox"/> Restricted
4. Company/Product (Name) Dragonfly Octenol Lure	PM# 91/Biochemical Pesticides Br/BPPD	
5. Name and Address of Applicant (Include ZIP Code) BioSensory Inc. Belding Mill Complex, 107 Providence Street Putnam, CT 06260 <input type="checkbox"/> Check if this is a new address	6. Expedited Review. In accordance with FIFRA Section 3(c)(3)(b)(i), my product is similar or identical in composition and labeling to: EPA Reg. No. _____ Product Name _____	

Section - II

<input type="checkbox"/> Amendment - Explain below.	<input type="checkbox"/> Final printed labels in response to Agency letter dated _____	Notification Accepted Date: APR 23 2010 Reviewer: M. Adams
<input type="checkbox"/> Resubmission in response to Agency letter dated _____	<input type="checkbox"/> "Me Too" Application.	
<input checked="" type="checkbox"/> Notification - Explain below.	<input type="checkbox"/> Other - Explain below.	

Explanation: Use additional page(s) if necessary. (For section I and Section II.)

NOTIFICATION to update container disposal statements per PRN 2007-4. See the attached cover letter dated April 12, 2010 for details.

This notification is consistent with the provisions of PR Notice 98-10 and EPA regulations at 40 CFR 152.46, and no other changes have been made to the labeling or the confidential statement of formula for this product. I understand that it is a violation of 18 U.S.C. Sec. 1001 to willfully make any false statement to EPA. I further understand that if this notification is not consistent with the terms of PR Notice 98-10 and 40 CFR 152.46, this product may be in violation of FIFRA and I may be subject to enforcement action and penalties under sections 12 and 14 of FIFRA.

Section - III

1. Material This Product Will Be Packaged In:				2. Type of Container	
Child-Resistant Packaging <input type="checkbox"/> Yes <input type="checkbox"/> No	Unit Packaging <input type="checkbox"/> Yes <input type="checkbox"/> No	Water Soluble Packaging <input type="checkbox"/> Yes <input type="checkbox"/> No		<input type="checkbox"/> Metal	<input type="checkbox"/> Plastic
* Certification must be submitted		If "Yes" Unit Packaging wgt.	No. per container	<input type="checkbox"/> Glass	<input type="checkbox"/> Paper
		If "Yes" Package wgt.	No. per container	<input type="checkbox"/> Other (Specify) _____	
3. Location of Net Contents Information <input type="checkbox"/> Label <input type="checkbox"/> Container		4. Size(s) Retail Container		5. Location of Label Directions <input type="checkbox"/> On Label	
6. Manner in Which Label is Affixed to Product <input type="checkbox"/> Lithograph <input type="checkbox"/> Paper glued <input type="checkbox"/> Stenciled			<input type="checkbox"/> Other _____		

Section - IV

1. Contact Point (Complete items directly below for identification of individual to be contacted, if necessary, to process this application.)		
Name Amy Plato Roberts / aroberts@tsgusa.com	Title Regulatory Consultant	Telephone No. (Include Area Code) (530) 757-1432
Certification I certify that the statements I have made on this form and all attachments thereto are true, accurate and complete. I acknowledge that any knowingly false or misleading statement may be punishable by fine or imprisonment or both under applicable law.		6. Date Application Received (Stamped)
2. Signature 	3. Title Regulatory Consultant	
4. Typed Name Amy Plato Roberts	5. Date April 12, 2010	

3 of 15



April 12, 2010

WASHINGTON

1150 18th Street, N.W.
Suite 1000
Washington, D.C. 20036
Telephone 202 223-4392
Fax 202 872-0745

Linda Hollis
Chief, Biochemical Pesticides Branch
Biopesticides and Pollution Prevention Division (7511P)
Office of Pesticide Programs, EPA
One Potomac Yard
2777 South Crystal Drive
Arlington, VA 22202

RE: Dragonfly® Octenol Lure; EPA Reg. No. 70909-3

NOTIFICATION to update container disposal per PRN 2007-4

SACRAMENTO

712 Fifth Street
Suite A
Davis, CA 95616
Telephone 530 757-1298
Fax 530 757-1299

Dear Ms. Hollis:

With this letter you will find the following in support of a label notification to update the container disposal statement per PRN 2007-4 for the above referenced product:

- 1) NOTIFICATION form;
- 2) One (1) copy of the label with all changes highlighted in redline.

The following has been added to per PRN 2007-4:

- Batch Code or Lot No. (page 2).
- Updated container disposal statement (page 4).


No other changes are made to the label at this time. If you have any questions or comments please let me know directly.

CANADA

275 Slater Street
Suite 900
Ottawa, Ontario
K1P 5H9
Telephone 613 247-6285
Fax 613 236-3754

Sincerely,

Amy Plato Roberts
Regulatory Consultant for Kaz Inc.
Direct dial: (530) 757-1432; E-mail: aroberts@tsgusa.com



40915

Notification Accepted

Date: APR 23 2010

Reviewer: Y.M. Adams

Dragonfly® Octenol Lure


Master Label includes:

- Main label
- Optional label claims
- Label text specific to supplemental distributors

EPA Reg. No.: 70909-3

Manufactured by:

BioSensory™ Inc.
 Good Science. Better Solutions.
 Belding Mill Complex, 107 Providence Street
 Putnam, CT 06260
 www.biosensory.com



Dragonfly® Octenol Lure, EPA Reg. No. 70909-3

Master Label (26) dated April 12, 2010
 NOTIFICATION to update container disposal per PRN 2007-4

Dragonfly® Octenol Lure

Active Ingredient:

1-Octen-3-ol* 24.5%

Other Ingredients:..... 75.5%

Total:100.00%

*Contains (3.72 grams) (.735 grams) Octenol per lure (strip).

Keep Out of Reach of Children

CAUTION

(See First Aid and (additional) precautionary statements on (back panel) (side panel) (insert label) (enclosed instructions)).

EPA Reg. No.: 70909-3

EPA Est. No.: XXXXX

Net Contents: XX oz. (XX grams). (Contains 1 lure. – for 0.753 g lure). (Contains (1) (2) lures – for 3.72 g lure.)

(Batch Code: or Lot No.: _____)

EPA Reg. No.: 70909-3

EPA Est. No.: XXXXX-XX-XX

Manufactured by:

BioSensory™ Inc.

Good Science. Better Solutions.


Belding Mill Complex, 107 Providence Street

Putnam, CT 06260

www.biosensory.com

(BioSensory, Dragonfly, Mosquito ‘Cognito, and Conceal are registered trademarks of BioSensory™ Inc.

Protected by U.S. Patent Numbers 5,205,064; 5,799,436; 6,055,766 and 6,362,235. U.S. and International Patents Pending.)



Dragonfly® Octenol Lure, EPA Reg. No. 70909-3

Master Label (26) dated April 12, 2010

NOTIFICATION to update container disposal per PRN 200744

Page 2 of 12

(Front panel) (Back panel) (Side panel) (Insert label)

FIRST AID	
If on skin or clothing	<ul style="list-style-type: none"> • Take off contaminated clothing. • Rinse skin immediately with plenty of water for 15 – 20 minutes. • Call a poison control center or doctor for treatment advice.
If in eyes	<ul style="list-style-type: none"> • Hold eye open and rinse slowly and gently with water for 15 – 20 minutes. • Remove contact lenses, if present, after the first 5 minutes, then continue rinsing eye. • Call a poison control center or doctor for treatment advice.
If inhaled	<ul style="list-style-type: none"> • Move person to fresh air. • If person is not breathing, call 911 or an ambulance, then give artificial respiration, preferably by mouth-to-mouth, if possible. • Call a poison control center or doctor for further treatment advice.
If swallowed	<ul style="list-style-type: none"> • Call poison control center or doctor immediately for treatment advice. • Have person sip a glass of water if able to swallow. • Do not induce vomiting unless told to do so by the poison control center or doctor. • Do not give anything by mouth to an unconscious person.
<p>Have the product container or label with you when calling a poison control center or doctor, or going for treatment. For information on this pesticide product (including health concerns, medical emergencies or pesticide incidents), call the National Pesticide Information Center at 1-800-858-7378.</p>	

PRECAUTIONARY STATEMENTS

Hazards to Humans and Domestic Animals

Caution: Harmful if swallowed. Wash hands before eating, drinking, chewing gum, using tobacco or using bathroom facilities. Avoid contact of areas under foil wrapper with skin and eyes.

DIRECTIONS FOR USE

It is a violation of Federal law to use this product in a manner inconsistent with its labeling.

To install or replace the Dragonfly® Octenol Lure:

Disconnect the power supply and remove the bottom cover of the Dragonfly® Electronic Biting Insect Trap. Remove the Octenol Lure by unscrewing the hold-down screw and pulling the lure out of its slot. Open the foil bag and insert the replacement Octenol Lure through one of the two slots in the bottom of the unit. The Octenol Lure is asymmetrical and will insert in only one direction so that it is always properly positioned. Replace the hold-down screw. Replace the bottom cover of the Dragonfly® Electronic Biting Insect Trap, connect the power, and turn the unit on. In everyday use, the Octenol Lure will last 60 days.

(Optional Text: Using the plastic twist tie from the Trap Body cord, thread one end through the hole on the top of the cartridge and tightly tie to the power cord at 3 inches from the top of the cord. Replace lure every 30-60 days depending on ambient temperatures.)

Storage and Disposal

Cartridge Storage: Store this product in a cool, dry place out of the reach of children until ready to use.

Cartridge Disposal: Nonrefillable container. Do not reuse or refill attractant cartridge. Dispose of used attractant cartridge in the trash or offer for recycling if available.

Warranty and Disclaimer: BioSensory, Inc. makes no warranty of merchantability, fitness for any particular purpose or otherwise, express or implied, concerning this product or its uses which extend beyond the use of the product under normal conditions in accordance with the statements made on this label.

(Label text on individual lures (product name) (refill))

(Product Name)

Keep Out of Reach of Children

CAUTION

(Follow label instructions)

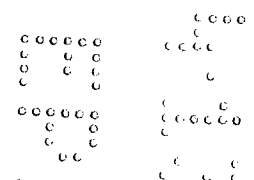
(See outer packaging for other Precautionary Statements.)

(Active Ingredient: Octenol 24.5%)

EPA Reg. No. 70909-3

(EPA Est. No. XXXXX-XX-XXX)

(Manufactured by: Biosensory Inc.)



Dragonfly® Octenol Lure, EPA Reg. No. 70909-3

Master Label (26) dated April 12, 2010

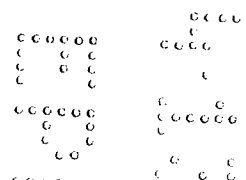
NOTIFICATION to update container disposal per PRN 2007-4

Page 4 of 12



Optional label claims

- The Dragonfly System.
- Made in the USA.
- For outdoor use only.
- Attracts certain mosquitoes and other biting flies.
- (Replacement lure) (product name) for the (Dragonfly® Electronic Biting Insect Trap System) (device name).
- Octenol lures biting insects to trap, away from you and your family.
- Octenol attracts mosquitoes, including those which may transmit (carry) West Nile virus (encephalitis) (diseases), (to the (pesticide device brand name) where they dehydrate (and die)).
- Mosquitoes may transmit West Nile virus and other viruses that cause encephalitis. They may also transmit heartworm disease to dogs and cats. Octenol attracts mosquitoes to the (pesticide device brand name) where they are killed.
- Octenol attracts mosquitoes, including those which may transmit heartworm disease to dogs and cats.
- Mosquitoes are not only a nuisance, they may transmit diseases that are a serious health threat to people and pets.



**Label text specific to Supplemental Distributor EPA Co. No. 69469
(Coleman, Inc.). For 3.72 gram lure only.**

(Directions for Use)

(Option 1)

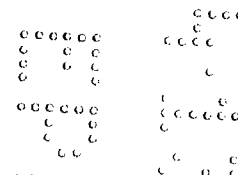
- Open lid of device. Remove from foil package. Install lure into unit. In everyday use the (product name) will last 30 days.

(Option 2)

- Open lure door by turning latch counter-clockwise. Open lure door.
- Remove (product name) from package.
- Install lure into track.
- Close lure door. Secure by turning latch clockwise until it stops.

(Optional Label Claims)

- For use anywhere outdoors-backyard, fishing, camping, campsite.
- Easy to install refill lure.
- Patented design, long-lasting Octenol lure attracts mosquitoes.
- Patented design lure refill provides consistent performance throughout the month.
- Attracts mosquitoes to the trap.
- Octenol attractant produces the scent that lures mosquitoes away from you.
- No zapping; no lotions; no sprays; no electrical cords.



Dragonfly® Octenol Lure, EPA Reg. No. 70909-3

Master Label (26) dated April 12, 2010

NOTIFICATION to update container disposal per PRN 2007-4

Page 6 of 12


CCCC

100A15

Label text specific to Supplemental Distributor EPA Co. No. 74538 (Applica Consumer Products, Inc.). For 3.72 gram lure only.

(Directions for Use)

- To install or replace the (product name):
 - 1) Pull the Latch up to unlock the Handles.
 - 2) Slide your hand under BOTH Handles and LIFT UP (A), then use both hands to separate the Handles and lower the Frame down (B).
 - 3) Lift the Resonator Cap off the column and set it aside. Remove the (product name) from its pouch and be careful not to touch the exposed holes on its surface. Slip the hook through the hole at the top of the (product name). Hang (product name) from one of the notches at the top of the column (C). (Product name) should be effective for up to 30 days.



11/09/15


Label text specific to Supplemental Distributor EPA Co. No. 74939 (Blue Rhino Consumer Products, LLC). For 3.72 gram lure only.

(Directions for Use)

To ensure maximum performance and to lengthen the life of your (device name), perform these steps each time your cylinder is empty:

1. Turn valve on propane cylinder OFF.
2. Disconnect gas line from cylinder by turning knob counterclockwise.
3. Remove empty cylinder, replace with full cylinder.
4. Reconnect gas line to cylinder by turning knob clockwise.
5. Remove cylinder cover from empty cylinder and place on full cylinder.
6. Remove WaveTrap, empty and slide back in place.
7. Remove lid from top of (device name).
8. Remove used TacTrap and properly dispose.
9. Slide fresh TacTrap in place and remove protective paper.
10. *Remove used lure and properly dispose.
11. Remove fresh lure from package. Dispose of packaging properly.
12. Place lure into well.
13. Set Fine Tune ring to desired setting.
14. Check engine and gas lines for any sign of damage or missing parts. Repair any problems before attempting to start.
15. To start – turn propane cylinder ON and immediately press igniter button.
16. Once started, securely attach lid on device.
17. Wash hands with soap and water.

* Note – lure lasts at least 60 days.



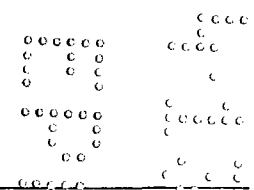
12 of 15

**Label text specific to Supplemental Distributor EPA Co. No. 74943
(Envirosafe Technologies NZ Ltd.). For 3.72 gram lure only.**

(Directions for Use)

To Install or replace the (product name):

1. Ensure the power to your (device name) is disconnected.
2. Remove the (product name) from its pouch and be careful not to touch the exposed holes on its surface.
3. Place the strip in one of the slots in the base of the trap and then reconnect the power. (Product name) should be effective for up to 30 days depending on weather conditions.



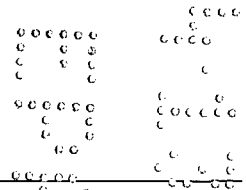
130 of 15

Label text specific to product produced for Lentek, a Division of Koolatron Inc. For 3.72 gram lure only.

(Directions for Use)

To Install or replace the (product name):

Using the plastic twist tie from the Trap Body cord, thread one end through the hole on top of the cartridge and tightly tie to the power cord at 3 inches from the top of the cord. Replace lure every 30 – 60 days depending on ambient temperature.



140a15

Label text specific to Supplemental Distributor EPA Co. No. 75508 (Intermatic, Inc.). For 3.72 gram lure only.

(Follow label instructions.) (See outer packaging for other Precautionary Statements.)

(Directions for Use – outer packaging)

Installation Instructions:

- 1. Open door on side of trap.
- 2. Remove lure from trap and discard in trash.
- 3. Install new lure in trap and close door.

Detailed directions for use enclosed.

(Directions for Use – insert label)

To install or replace the octenol lure:

- 1. Turn the (product name) OFF.
- 2. Open the door of (product name), remove the octenol lure from the hook on the inside of the door.
- 3. Open the foil bag and hang the replacement octenol lure on the hook inside of the door, close the door shut. Turn the (product name) ON.
- 4. Dispose of used octenol lure in trash.
- 5. Wash hands to remove any residue.

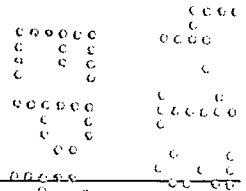
Replace octenol lure every 30 days.

(Illustration) (Press tab lightly and pull door forward.)

(Illustration) (Lower door and remove lure.)

(Optional Label Claims)

- 2 month supply of mosquito attractant lures.
- For use with (product name).
- Replace lure every 30 days.



Label text specific to Supplemental Distributor EPA Co. No. 72336 (Kaz, Inc.). For 0.735g lure only.

(Directions for Use – outer packaging)

- 1. Peel foil cover and snap (holed side down) into the built-in holder at the bottom of the (device name).
- 2. For other bug zappers or mosquito traps, place the lure in the small cassette provided and attach to the other enclosure.
- 3. Replace lure after 30 days.

(Optional Label Claims)

- Mosquito octenol lure.
- Lures mosquitoes and biting insects.
- The (product name) by Stinger helps lure more mosquitoes and biting flies.
- Lures more mosquitoes.
- Slow-release – lasts 30 days.
- Easy to attach.
- Mosquitoes are not only a nuisance; they may transmit diseases that are a serious health threat to people and pets.
- Octenol attracts mosquitoes, including those which may transmit West Nile Virus, encephalitis and other diseases to Stinger Insect Killers where they are killed by its powerful killing grid.
- For use with all Stinger Insect Killers.
- (Product name) is designed to release octenol continuously for 30 days.
- Simply insert this special lure into base of the unit and mosquitoes are drawn deep into the killing grid.

