

70905-1

9-10-1998

47

**ACCEPTED**  
 SEP 10 1998  
 Under the Federal Insecticide, Fungicide, and Rodenticide Act, as amended, for the pesticide registered under EPA Reg. No. 70905-1

**SULPHUR MILLS**  
**COSAVET DF**

Fungicide-Miticide

ACTIVE INGREDIENT:	BY WT.
Sulfur* .....	80.0%
INERT INGREDIENTS: .....	20.0%
TOTAL	100.0%

\*CAS No. 7704-34-9

KEEP OUT OF REACH OF CHILDREN

**CAUTION**

STATEMENT OF PRACTICAL TREATMENT

**If Swallowed:** Call a physician or Poison Control Center. Drink 1-2 glasses of water and induce vomiting by touching back of throat with finger. If a person is unconscious, do not give anything by mouth and do not induce vomiting.

**If Inhaled:** Remove victim to fresh air. If not breathing, give artificial respiration, preferably mouth-to-mouth. Get medical attention.

**If on Skin:** Wash with plenty of soap and water. Get medical attention if irritation persists.


**If in Eyes:** Flush eyes with plenty of water. Call a physician if irritation persists.

See additional Precautionary Statements on page two.

Manufactured by:  
**SULPHUR MILLS LIMITED**  
 P. O. Box No. 19176  
 Bombay, India 400 025

EPA Reg. No. 70905-1  
 EPA Est. No. 70905-IND-1

NET CONTENTS \_\_\_ LBS \_\_\_ KG



**PRECAUTIONARY STATEMENTS**

**CAUTION**

**HAZARDS TO HUMANS AND DOMESTIC ANIMALS**

Harmful if swallowed, inhaled, or absorbed through skin. Avoid contact with skin, eyes or clothing. Avoid breathing spray mist.

**PERSONAL PROTECTIVE EQUIPMENT**

Applicators and other handlers must wear long-sleeved shirt and long pants, waterproof gloves, shoes plus socks, and protective eyewear.

Follow manufacturer's instructions for cleaning/maintaining PPE. If no such instructions for washables, use detergent and hot water. Keep and wash PPE separately from other laundry.

When handlers use closed systems, enclosed cabs, or aircraft in a manner that meets the requirements listed in the Worker Protection Standard (WPS) for agricultural pesticides [40 CFR 170.240(d)(4-6)], the handler PPE requirements may be reduced or modified as specified in the WPS.

**USER SAFETY RECOMMENDATIONS**


Users should wash hands before eating, drinking, chewing gum, using tobacco or using the toilet. Remove clothing immediately if pesticide gets inside. Then wash thoroughly and put on clean clothing.

**ENVIRONMENTAL HAZARDS**

Do not apply directly to water, to areas where surface water is present or to intertidal areas below the mean high water mark. Do not contaminate water when disposing of equipment washwaters. Do not apply when weather conditions favor drift from treated areas. Do not apply where run-off is likely to occur.

**PHYSICAL HAZARDS**

Sulfur dust suspended in air ignites easily. Keep away from heat, sparks, or flames. Do not smoke while applying this product.



### DIRECTIONS FOR USE

It is a violation of Federal law to use this product in a manner inconsistent with its labeling.

Do not apply this product in a way that will contact workers or other persons, either directly or through drift. Only protected handlers may be in the area during application. For any requirements specific to your State or Tribe, consult the agency responsible for pesticide regulation.

Do not apply this product through any type of irrigation system.

### AGRICULTURAL USE REQUIREMENTS

Use this product only in accordance with its labeling and with the Worker Protection Standard, 40 CFR part 170. This Standard contains requirements for the protection of agricultural workers on farms, forests, nurseries, and greenhouses, and handlers of agricultural pesticides. It contains requirements for training, decontamination, notification, and emergency assistance. It also contains specific instructions and exceptions pertaining to the statements on this label about personal protective equipment (PPE) and restricted entry interval. The requirements in this box only apply to uses of this product that are covered by the Worker Protection Standard.

Do not enter or allow worker entry into treated areas during the restricted entry interval (REI) of 24 hours. EXCEPTION: If the product is soil-incorporated, the Worker Protection Standard, under certain circumstances, allows workers to enter the treated area if there will be no contact with anything that has been treated.

PPE required for early entry to treated areas that is permitted under the Worker Protection Standard and that involves contact with anything that has been treated, such as plants, soil, or water is: coveralls, waterproof gloves, shoes plus socks and protective eyewear.


### STORAGE AND DISPOSAL

**PROHIBITIONS:** Do not contaminate water, food or feed by storage or disposal of this product.

**STORAGE:** Store product in its original labeled container in a cool, dry, locked area out of reach of children.

**PESTICIDE DISPOSAL:** Wastes resulting from the use of this product may be disposed of on-site or at an approved waste disposal facility.

**CONTAINER DISPOSAL:** Completely empty bag into application equipment; then dispose of empty bag in a sanitary landfill or by incineration, or if allowed by State and local authorities, by burning. If burned, stay out of smoke.



### GENERAL INFORMATION

Sulfur may cause severe fruit and foliage injury to certain crops. Sulfur sensitive plants include D'Anjou and Comice pears, apricots, cranberries, certain varieties of cucurbits, filberts, spinach, Tung walnuts, and certain ornamentals. Apples, pears and strawberries are susceptible to foliage burn with sulfur under certain climatic conditions. Sulfur may burn foliage when temperature is high. Do not apply if temperatures during or within 3 days after application are expected to exceed 90° F. Do not use within 2 weeks of an oil spray treatment except for dormant, delayed dormant, or postharvest applications with a suitable spray oil. For citrus, do not apply within 21 days of an oil spray. When growing crops for processing, consult the processor before applying sulfur.

Pour the recommended amount for the specific spray problem into water and stir to make a thin slurry. Add to tank when part full and before other materials are added. Add wetting agents last to avoid foaming. Keep spray mixture agitated while spraying.

Apply to crops as needed in season when mites or diseases first appear and when insect buildup and plant disease damage are imminent. Repeat as directed. Use the lower rate when disease or insect pressure is low. Use the higher rate when disease or insect pressure is severe.

### DIRECTIONS FOR DILUTION

**DILUTE APPLICATION:** Ground application: Apply specified rate in 20-60 gallons of water per acre. Orchard application: Apply specified rates in 100-800 gallons of water per acre.

**CONCENTRATE APPLICATION:** Ground application: Apply specified rate in not less than 5 gallons of water per acre. Orchard application: Apply specified rate in 20-100 gallons of water per acre. Special concentrate equipment is necessary for these uses.

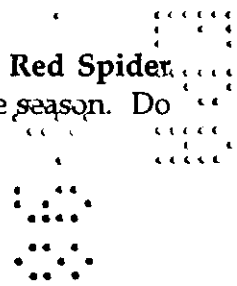
**AERIAL APPLICATION:** Apply specified rate in 3-20 gallons of water per acre. Orchard rates should not be applied in less than 10 gallons of water per acre.

### CROP USE DIRECTIONS

**ALFALFA:** Atlantic Mite, Red Spider Mite. Apply 12 to 25 lbs per acre throughout season as necessary.

**ALMONDS, CHERRIES, NECTARINES, PEACHES, PLUMS, PRUNES:** Powdery Mildew, Brown Rot, Leaf Spot, Silver Mite, Flat Mite, Red Spider Mite. Apply 10 to 20 lbs per acre. For Brown Rot, spray when fruits start ripening. For remaining pests and diseases, apply at bloom or early petal fall and repeat as necessary, usually 10-14 days or after a period of wet weather.

**APPLES, PEARS (pre-bloom and petal fall):** Powdery Mildew, Scab, Blister Mite, Red Spider Mite, Pear Psylla. Apply 10 to 20 lbs per acre. Apply with cover sprays throughout the season. Do not apply to d'Anjou pears.



**APPLES, PEARS (dormant, delayed dormant, or postharvest):** Pear Psylla, Blister Mite, Two-Spotted Mite, Red Spider Mite). Apply 10-20 lbs per acre with a suitable spray oil postharvest and during the dormant periods of bud development. Do not apply to sensitive varieties of pears except at these stages.

**ASPARAGUS: Rust.** Apply 10 to 30 lbs per acre. Use after cutting stops. Irrigate and cultivate before applying. Repeat at 7-10 day intervals throughout the season.

**AVOCADOS: Brown Mite.** Apply 10 to 30 lbs per acre when mites are first noticed and as needed thereafter.

**BARLEY, CORN, OATS, RYE, SORGHUM, WHEAT:** For suppression of Red Spider Mite, Two Spotted Mite, Grass Banks Mite, Pacific Mite and for control of Atlantic Mite (Small Grains only). Apply 6 to 15 lbs per acre when insect pressure is imminent and repeat spray as necessary or apply with the regularly scheduled pest control program.

**BEANS, PEAS: Powdery Mildew, Rust, Red Spider Mite.** Apply 3 to 5 lbs per acre. Start in early leaf stage. Repeat application every 10-14 days with or without pesticides immediately after a rain.

**BROCCOLI, BRUSSELS SPROUTS, CABBAGE, CAULIFLOWER:** Powdery Mildew, Rust, Red Spider Mite. Apply 3 to 5 lbs per acre starting in early leaf stage. Repeat applications every 10-14 days with or without pesticides immediately after a rain.

**BLACKBERRIES, BOYSENBERRIES, LOGANBERRIES, DEWBERRIES, RASPBERRIES:** Powdery Mildew. Apply 6 to 12 lbs per acre. Begin application before blossoms open and repeat at 10 day intervals as necessary.

**BLUEBERRIES, GOOSEBERRIES, CURRANTS, HUCKLEBERRIES:** Powdery Mildew. Apply 6 to 15 lbs per acre beginning when disease first appears. Repeat at 7-10 day intervals or as necessary.

**CARROTS, GARLIC, ONIONS:** Petrobia Mite, Powdery Mildew. Apply 3-10 lbs per acre at early leaf stage and repeat application every 14 days as needed.

**CITRUS: Flat Mite, Silver Mite, Rust Mite, Bud Mite, Red Spider Mite, Six-Spotted Mite, Thrips, Yuma Spider Mite.** Apply 8 to 20 lbs per acre. Apply in any spray NOT CONTAINING OIL or following oil by 21 days.

**COLLARDS: Powdery Mildew, Red Spider Mite.** Apply 3 to 5 lbs per acre at early vegetative growth and repeat application at 10-14 days if necessary.

**COTTON: Atlantic Mite, Red Spider Mite.** Apply 3 to 5 lbs per acre throughout season as necessary.

**CUCUMBERS: Powdery Mildew.** Apply 2 to 4 lbs per acre when the disease first appears and repeat as necessary. Do not apply more than 2 lbs per acre per application during periods of high temperatures.

**FIGS: Fig Rust Mite.** Apply 4 to 6 lbs in 100 gals of water as a dilute application or 15 to 30 lbs per acre as an air or concentrate application. Apply in spring and early summer when damage to foliage (russeting) appears. A second application may be necessary.

**GRAPES: Powdery Mildew, Bud Mite, Blister Mite, Red Spider Mite.** Apply 2 to 5 lbs per acre in late dormant or with cutworm spray, early shoot period and through season on a 14 day schedule or with pesticides.

**KALE: Powdery Mildew, Red Spider Mite.** Apply 3 to 5 lbs per acre at early leaf stage and repeat every 14 days as needed.

**LETTUCE (Head and Leaf): Powdery Mildew, Rust, Red Spider Mite.** Apply 5 to 6 lbs per acre at early leaf stage and repeat every 14 days as needed. Thorough coverage is required.

**MANGOES: Powdery Mildew.** Apply 10 to 30 lbs per acre starting before bloom. Repeat in bloom after fruit set and 3 weeks later or as necessary.

**MELONS: Powdery Mildew.** Apply 20 to 25 lbs per acre. Treat when the disease first appears and repeat as necessary. Sulfur can injure plants, especially when the temperature reaches 95°F. Do not use on sulfur sensitive varieties.

**PEANUTS: Powdery Mildew, Red Spider Mite, Leaf Spot.** Apply 3 to 5 lbs per acre. Start in early leaf stage. Repeat applications as necessary.

**PECANS: Powdery Mildew, Leaf Spot, Silver Mite, Flat Mite, Red Spider Mite.** Apply 10 to 20 lbs per acre at bloom or early petal fall. Repeat as necessary, usually 10-14 days or after wet weather.

**PEPPERS: Powdery Mildew, Red Spider Mite.** Apply 3 to 5 lbs per acre beginning at the initial stage of vegetation and repeat every 14 days as needed.


**PEPPERMINT, SPEARMINT: Powdery Mildew.** Apply 4 lbs per acre when mint is 5-6" tall or when disease first appears. Repeat twice at 30 day intervals. Do not apply within 30 days of harvest.

**PISTACHIOS: Citrus Flat Mite.** Apply 20 to 25 lbs per acre when mites first appear. Repeat as necessary.

**POTATOES: Powdery Mildew, Red Spider Mite:** Apply 3 to 5 lbs per acre at early leaf stage and repeat every 14 days as needed.

**RUTABAGAS: Powdery Mildew, Red Spider Mite.** Apply 3 to 5 lbs per acre at early leaf stage and repeat every 14 days as needed.

**SOYBEANS: Leaf Spot, Powdery Mildew.** Apply 6 to 15 lbs per acre when disease first appears and repeat as necessary or with the regularly scheduled insect control program.



**SQUASH:** Powdery Mildew. Apply 5 to 10 lbs per acre at the onset of disease and repeat if necessary. Sulfur can injure plants, especially when temperature reaches 95°F. Do not use on sulfur sensitive varieties.

**STRAWBERRIES:** Powdery Mildew, Red Spider Mite. Apply 5-10 lbs per acre. For Mites, start in early leaf stages. For Powdery Mildew, begin at first signs of disease and repeat as necessary. Do not use on sulfur-sensitive varieties.

**SUGAR BEETS:** Red Spider Mite, Powdery Mildew. Apply 10 to 20 acre at first indication of problem with or without other pesticides. Repeat at 10 to 30 day intervals as necessary.

**TABLE BEETS:** Powdery Mildew, Red Spider Mite: Apply 3-5 lbs per acre as soon as symptoms appear and repeat every 2 to 3 weeks as necessary.

**TOMATOES:** Powdery Mildew. Apply 3-10 lbs per acre at onset of symptoms. Thorough coverage is required. Russet Mite. Apply 10 to 20 lbs per acre. Thorough coverage is required.

**TURNIPS:** Powdery Mildew, Red Spider Mite: Apply 3 to 5 lbs per acre at the early leaf stage and repeat every 14 days as needed.

**WALNUTS:** Pacific Mite, Almond Mite, Two-Spotted Mite. Apply 10-20 lbs per acre throughout the season as needed. Certain varieties of walnuts are sensitive to sulfur sprays under certain conditions. Do not apply unless the varieties are known to be tolerant to sulfur in your area.

**ORNAMENTALS:** Apply 3 to 5 lbs in 100 gals of water. Begin when disease first appears and repeat at 5 to 10 day intervals.

**Asters, Carnations:** For control of Powdery Mildew.

**Calendula, Cherry Laurels, Chrysanthemum, Hollyhock, Smilax:** For control of Leaf Spot and Powdery Mildew.

**Clematis, Columbine, Ivy (English), Laurel, Petunia, Sage:** For control of Leaf Spot.

**Cosmos, Crepe Myrtle, Dahlia, Delphinium, Gladiolus, Ligustrum, Sunflowers, Sweet Peas, Violets, Zinnias:** For control of Powdery Mildew.

**Roses:** For control of Powdery Mildew and Black Spot.

COSAVET DF applications will provide sulfur for the plant's nutrient requirements and should be considered in the total plant nutrient applications. COSAVET DF can be used as a micronutrient supplement by either foliar or soil application. COSAVET DF is recommended on the following crops: alfalfa, almonds, avocados, apples, barley, all beans, broccoli, cabbage, cauliflower, carrots, celery, citrus, corn, grapes, lawns, lettuce, melons, milo, nectarines, rice, pears, peaches, soybeans, sugar beets, sweet corn, strawberries, tomatoes, turnips, walnuts, watermelons, wheat and most other crops. Consult your State Agricultural Experiment Station or Extension Specialist for advice in selecting treatments to best fit local conditions.

**NOTE:** Seller makes no warranty, expressed or implied, concerning the use of this product other than indicated on the label. Buyer assumes all risk of use and/or handling of this material when such use and/or handling is contrary to label instructions.

