

## **PLEASE NOTE**

**This image contains more than one label approved for this product on this date.**

**ACCEPTED**  
MAY 24 1999  
Under the Federal Insecticide,  
Fungicide, and Rodenticide Act,  
as amended, for the pesticide  
registered under  
EPA Reg. No. 70810-1

70810-1

05/24/1999

1/10

Aux01F03

**Final 1999 Commercial Label**

**AuxiGro™ WP Plant Metabolic Primer  
WETTABLE POWDER**

**FOR INCREASED YIELD AND QUALITY  
NOT FOR USE IN CALIFORNIA**

EPA Registration Number 70810 - 1  
EPA Establishment Number 33967-NJ-1, 39578-TX-1

**Active Ingredients:**

GABA: gamma aminobutyric acid -----	29.2 %
L-Glutamic acid -----	29.2 %
<b>Other Ingredients</b> -----	<b>41.6 %</b>
<b>TOTAL</b> -----	<b>100.0 %</b>

(1 pound contains 0.6 pounds of active ingredient)  
(5 pounds contains 3 pounds of active ingredient)

**KEEP OUT OF REACH OF CHILDREN  
CAUTION!; PRECAUTION!**

Si usted no entiende la etiqueta, busque a alguien para que se la explique a usted en detalle.  
(If you do not understand this label, find someone to explain it to you in detail.)

**PRECAUTIONARY STATEMENTS**

**HAZARDS TO HUMAN AND DOMESTIC ANIMALS - CAUTION**

Causes moderate eye irritation. Avoid contact with skin, eyes or clothing. Wash thoroughly with soap and water after handling.

**STATEMENT OF PRACTICAL TREATMENT**


**IF ON SKIN:** Wash with plenty of soap and water. Get medical attention if irritation persists.  
**IF IN EYES:** Flush eyes with plenty of water. Call physician if irritation persists.

**Personal Protective Equipment (PPE). Applicators and other handlers must wear:**

- long sleeve shirt and long pants
- shoes plus socks
- protective eyewear

Follow manufacturer's instructions for cleaning and maintaining PPE. If no such instructions for washables, use detergent and hot water. Keep and wash PPE separately from other laundry.

**User Safety Recommendations:**  
User should:  
■ Wash hands before eating, drinking, chewing gum, using tobacco or using the toilet.  
■ Remove clothing immediately if product gets inside. Then wash thoroughly and put on clean clothing.



**Environmental Hazards**

DO NOT apply directly to water or areas where surface water is present, or to intertidal areas below the mean high water mark.  
DO NOT contaminate water when cleaning equipment or disposing of equipment washwaters.

**DIRECTIONS FOR USE**

It is a violation of Federal Law to use this product in a manner inconsistent with its labeling. DO NOT apply this product in a way that will contact workers or other persons, either directly or through drift. Only protected handlers may be in the area during application. For any requirements specific to your State or Tribe, consult the agency responsible for pesticide regulation. Please see package insert on bottom of bag for complete Directions For Use.

**AGRICULTURAL USE REQUIREMENTS**

Use this product only in accordance with its labeling and with the Worker Protection Standard, 40 CFR part 170. This Standard contains requirements for the protection of agricultural workers on farms, forests, nurseries, and greenhouses and handlers of agricultural pesticides. It contains requirements for training, decontamination, notifications and emergency assistance. It also contains specific instructions and exceptions pertaining to the restricted-entry intervals. The requirements in this box only apply to uses of this product that are covered by the Worker Protection Standard.

**Re-Entry Statement:**

Do not enter or allow worker entry into treated areas without protective clothing during the restricted-entry interval (REI) of 4 hours.

**For Early Entry**

For early entry into treated areas that is permitted under the Worker Protection Standard and that involves contact with anything that has been treated (plants, soil) wear:

- ◆ Long sleeve shirt and long pants
- ◆ Shoes plus socks
- ◆ Protective eyewear

**NON-AGRICULTURAL USE REQUIREMENTS**

The requirements in this box apply to uses of this product that are NOT within the scope of Worker Protection Standard for agricultural pesticides (40 CFR Part 170). The WPS applies when this product is used to produce agricultural plants on farms, forests, nurseries, or greenhouses.

Do not enter treated areas without protective clothing within 4 hours of application.

Observe all cautions and limitations on this label and on the labels of products used in combination with Auxigro. Do not use Auxigro other than in accordance with the instructions set forth on this label. The use of Auxigro not consistent with this label may result in injury to crops.

**GENERAL INFORMATION**

Auxigro can be applied on all labeled crops per label instructions (Directions for Use). When used as directed, Auxigro has been shown to increase yields of crops. Auxigro applications

have also resulted in increased size and/or quality of treated commodities, early ripening in certain vegetables, increased root growth, early flowering and fruit set, faster seed germination\* and rooting, and induction of plant resistance to control or suppress certain plant pathogens.

---

### MIXING INSTRUCTIONS

---

**Mixing of AuxiGro:** Fill the spray tank one-half to three-quarters full with clean water. Use a calibrated device to weigh the required amount of AuxiGro. Add AuxiGro to the spray tank while agitating. Add other products, adjuvants or surfactants and then fill the remainder of the tank with water.

**Tank mix combinations with AuxiGro:** When AuxiGro is used in combination with other products, refer to the respective product labels for rates and methods of application; proper timing; disease, weeds or insects controlled; restrictions and precautions. Always use in accordance with the most restrictive label restrictions and precautions. Do not exceed any label dosage.

**Compatibility Testing:** AuxiGro is compatible with most commonly used agricultural fungicides, insecticides, micronutrients and spray adjuvants. If compatibility with another product is unknown, a jar test for physical compatibility should be conducted before field mixtures are made. Read and recognize all cautions and limitations on labeling of all products used in mixtures.

**Adjuvants and Surfactants:** Optimal results are obtained when a silicone-based surfactant is used with AuxiGro. The surfactant should be used at the lowest label rate that is recommended for use with Plant Growth Regulators (PGRs) or foliar sprays (typically 4 to 6 ounces surfactant per 100 gallons). If AuxiGro is tank mixed with other products which prohibit surfactant use, follow the tank mix product label and do not use a surfactant.

Mixing containers, hoses and spraying equipment should be cleaned or triple rinsed prior to mixing AuxiGro for application.

---

### APPLICATION INSTRUCTIONS

---

Applications of AuxiGro can effectively enhance plant development, growth of numerous plant species and induce plant resistance to control or suppress selected plant pathogens. Applications of AuxiGro may begin at seeding (or transplanting) and continue until harvest. For optimal yield/disease response, apply AuxiGro postemergence according to the application timings and rates provided in the table below. Multiple applications (with fungicides) may be made at a rate of 2 - 4 ounces (per application). Total season application should not exceed 24 ounces per acre per crop.

All rates of application for AuxiGro are given as broadcast rates and expressed as ounces of formulated product per acre per application. If crop growth will permit a band treatment, use proportionally less product than the broadcast rate. **AuxiGro should be applied with silicone-based surfactants unless tank mix combinations prohibit their use or crop injury is likely to occur.**

Allow heavy dew to evaporate prior to Auxigro applications. Do not apply Auxigro if windy conditions exist or a strong threat of rain exists within 4 hours of application.

**Ground Application:** Apply uniformly with properly calibrated ground equipment in 20 to 100 gallons of water per acre, except as noted in the Directions for Use. Application volume and pressure may be increased, depending on the size of plants being treated. Hollow cone nozzles are recommended; however, other types of nozzles that achieve uniform wetting of the entire plant canopy are acceptable.

**Aerial Application:** Thorough spray coverage is required for maximum benefit. To achieve good coverage, use proper droplet size, spray uniformly, and ensure swath width and spray volume are correct. Do not use less than 5 gallons total spray volume per acre.

**Overhead Sprinkler Irrigation (For Potatoes Only. Use typical surfactants or additives that are recommended for overhead irrigation. Do not use a silicone based surfactant when applying Auxigro by overhead irrigation):** Auxigro can be applied through common overhead sprinkler systems, such as center-point, lateral move, end tow, side (wheel) roll, traveler and others. All equipment must be properly calibrated for pesticide application before use.

**Center-pivot, Lateral Move, End Tow, and Traveler Irrigation Equipment.** Apply Auxigro with no more than 1/4 inches of water (6750 gallons of water) per acre when the system and injector are operated at normal pressures recommended by their manufacturer.

**Solid Set, Side (wheel) Roll and Hand Move Irrigation Equipment.** Inject Auxigro at the end of the irrigation cycle or as a separate application to maximize the foliar retention.

The system must contain a functional check valve, vacuum relief valve and low pressure drain appropriately located on the irrigation pipeline to prevent water source contamination from backflow. The chemical injection pipeline must also contain a functional, normally closed solenoid operated valve located on the intake side of the injection pump and connected to a system interlock to prevent fluid from being withdrawn from the supply tank when the irrigation system is either automatically or manually shut down. The system must contain functional interlocking controls to automatically shut off the chemical injection pump when the water pump motor stops. The irrigation line or water pump must include functional pressure switch, which will stop the water pump motor when the water pressure decreases to the point where chemical distribution is adversely affected. Systems must use a metering pump, such as a positive displacement injection pump (e.g. diaphragm pump) effectively designed and constructed of materials that are compatible with chemicals and capable of being fitted with a system interlock.

Do not apply when wind speed favors drift, when system connections or fittings leak, when nozzles do not provide uniform distribution or when lines containing the product must be dismantled and drained.

Lack of effectiveness may result from non-uniform distribution of treated water.

Allow sufficient time for chemical to be flushed through all lines and all nozzles before turning off irrigation water. A person knowledgeable of the chemigation system and responsible for its operation shall shut the system down and make necessary adjustments should the need arise.

Do not connect an irrigation system (including greenhouse systems) used for chemical application to a public water system unless the label-prescribed safety devices for drawing water supplies are in place.

**DIRECTIONS FOR USE**

<b>Crops &amp; Application(s)</b>	<b>Rate / Acre / Application &amp; Timing*</b>
<p><b>Celery.</b></p> <p><b>First application:</b></p> <p><b>Second application:</b></p>	<p>To increase the size and/or total yield.</p> <p>Apply 4 oz. of Auxigro when plants are 6 – 8 inches tall.</p> <p>Apply 4 oz. of Auxigro when plants are 14 – 16 inches tall, approximately 14 – 21 days after the initial application, no sooner than 12 days after the initial application.</p>
<p><b>Cucumbers (fresh market).</b></p> <p><b>First application:</b></p> <p><b>Second application:</b></p> <p><b>Other applications:</b></p>	<p>To increase the grade and/or marketable yield.</p> <p>Apply 4 oz. of Auxigro at early bloom, just prior to running.</p> <p>Apply 4 oz. of Auxigro at 10-14 days after the initial application.</p> <p>Apply 4 oz. of Auxigro at 14-16 day intervals when multiple harvests are taken. Total season application should not exceed 24 oz. per acre per crop.</p>

<b>Grapes (Disease Control).</b>	AuxiGro will control Powdery Mildew and provide suppression of Bunch Rot. To do so it must be used as part of a disease management program. AuxiGro can be used alone if alternated with standard commercial fungicides on an established spray schedule, or can be applied in combination with commercial fungicides on an established spray schedule.
<b>Powdery Mildew (<i>Uncinula sp.</i>) and Bunch Rot (<i>Botrytis cinerea</i>).</b>	<p><b>Application timing:</b> Apply 2 to 4 oz. of AuxiGro beginning at pre-bloom (6 – 12 inch shoots) and do not extend applications beyond a 16 day interval. Total season application should not exceed 24 oz. per acre per crop.</p> <p>Use the higher application rates when AuxiGro is applied alone, on highly susceptible varieties or under heavy disease pressure.</p> <p>AuxiGro may be applied alone or in tank mix combinations with recommended rates of fungicide, insecticide, and/or miticide.</p> <p><b>Thorough coverage is essential for good disease control. AuxiGro should be uniformly applied to the crop canopy. For ground applications use a minimum of 50 gallons per acre for conventional spray equipment, and a minimum of 36 gallons per acre for electrostatic sprayers.</b></p>
<b>Grapes (<i>Vitis vinifera</i> varieties only).</b>	<p>To increase Soluble Sugars as measured by degrees Brix.</p> <p><b>First Application:</b> Apply 4 oz. of AuxiGro at full bloom (beginning of berry development).</p> <p><b>Second Application:</b> Apply 4 oz. of AuxiGro at bunch closure to veraison (beginning of ripening).</p>
<b>Peppers (bell, green, jalapeño).</b>	<p>To increase the marketable grade and/or total yield.</p> <p><b>First application:</b> Apply 4 oz. of AuxiGro at flower bud initiation (pre-bloom of main canopy).</p> <p><b>Second application:</b> Apply 4 oz. of AuxiGro after first fruit set, no sooner than 14 days after initial application.</p>

<p><b>Head lettuce (iceberg).</b></p> <p><b>First application:</b></p> <p><b>Second application:</b></p>	<p>To increase the marketable yield and/or provide earlier maturity.</p> <p>Apply 8 oz. of Auxigro immediately after thinning (4 – 6 true leaves).</p> <p>Apply 8 oz. of Auxigro at first sign of head cupping, no sooner than 14 days after first application.</p>
<p><b>Leaf lettuce (romaine, butter).</b></p> <p><b>First application:</b></p> <p><b>Second application:</b></p>	<p>To increase the marketable yield and/or provide earlier maturity.</p> <p>Apply 8 oz. of Auxigro immediately after thinning (4 – 6 true leaves).</p> <p>Apply 8 oz. of Auxigro at first sign of head cupping, no sooner than 14 days after first application.</p>
<p><b>Peanuts.</b></p> <p><b>First application:</b></p> <p><b>Second application:</b></p>	<p>To increase the total yield.</p> <p>Apply 4 oz. of Auxigro at early bloom, 18 – 20 trifoliates (prior to running).</p> <p>Apply 4 oz. of Auxigro at full bloom, approximately 25 –30 days after initial application.</p>
<p><b>Potatoes.</b></p> <p><b>First application:</b></p> <p><b>Second application:</b></p>	<p>To increase the marketable yield and/or improve tuber grades.</p> <p>Apply 5 oz. of Auxigro at first tuber initiation when tubers are no larger than a small pea (plants 6 – 10 inches in height, typically 2 -3 weeks after emergence).</p> <p>Apply 5 oz. of Auxigro 21-28 days after first application.</p>



<b>Snap Beans (<i>Phaseolus spp</i>)</b> (Southeast U.S. recommendation only).	To increase the total yield.  <b>One application:</b> Apply 8 oz. of Auxigro at pre-bloom (bud formation).
<b>Strawberries.</b>	To increase the total yield and/or quality.
<b>Ever Bearing Varieties.</b>	<b>(harvest continues several months)</b>
<b>First application:</b>	Apply 8 oz. of Auxigro at any time after first harvest.
<b>Later applications:</b>	Additional 8 oz. applications of Auxigro should be made at 1-month intervals following the first application. Total season application should not exceed 24 oz. per acre per crop.
<b>June Bearing Varieties.</b>	<b>(harvest duration is typically less than 3months)</b>
<b>First Application:</b>	Apply 8 oz. of Auxigro 5 - 7 days prior to first harvest.
<b>Second Application:</b>	Apply 8 oz. of Auxigro 14 – 21 days after initial application.
<b>Tomatoes (processing).</b>	To increase the marketable yield and to maintain or improve the soluble sugar levels as measured by degrees Brix.
<b>First application:</b>	Apply 4 oz. of Auxigro at full bloom in the canopy (50-70% bloom).
<b>Second application:</b>	Apply 4 oz. of Auxigro at first fruit set 10 –21 days after first application.
<b>Tomatoes (fresh).</b>	To increase the marketable yield and/or improve grades.
<b>First application:</b>	Apply 4 oz. of Auxigro at pre-bloom (bud formation for initial production set).
<b>Second application:</b>	Apply 4 oz. of Auxigro at full bloom, at least 21 days after first application.
<b>Multiple applications:</b>	Additional 4 oz. applications may be made after the second application at intervals of at least 21 days, if multiple harvests over an extended period are taken. Total season application should not exceed 24 oz. per acre per crop.

<b>Watermelons.</b>	To increase the yield and/or quality.
<b>First application:</b>	Apply 4 oz. of Auxigro at early bloom (less than 10%), just prior to running.
<b>Second application:</b>	Apply 4 oz. of Auxigro 14 – 21 days following the initial application.
<b>Watermelons.</b>	For suppression of gummy stem blight ( <i>Didymella bryoniae</i> ).
<b>Multiple applications:</b>	Auxigro may be applied in combination with commercial fungicides at 2 oz. of Auxigro from emergence until harvest on a regular basis (7-14 day intervals) for suppression of gummy stem blight. Total season application should not exceed 24 oz. per acre per crop.

**\*Auxigro should be applied with silicone-based surfactants unless tank mix combinations prohibit their use or crop injury is likely to occur.**

---

**ROTATIONAL CROPS**

---

All crops may be safely planted at any time following an Auxigro application.

---

**STORAGE AND DISPOSAL**

---

**DO NOT** contaminate water, food, or feed by storage or disposal.

**PRODUCT STORAGE:** Store in a cool, dry place and in such a manner as to prevent cross contamination with other pesticides, fertilizers, food, and feed. Store in original container and out of reach of children, preferably in a locked storage area.

**PRODUCT DISPOSAL:** Wastes resulting from the use of this product may be disposed of on site or at an approved waste disposal facility.

**CONTAINER DISPOSAL:** **DO NOT** reuse any part of the packaging. Dispose of all containers and packaging in a sanitary landfill, by incineration, or if allowed by state and local authorities, by burning. If burned, stay out of the smoke.

10/10

---

**CONDITIONS OF SALE AND WARRANTY**

---

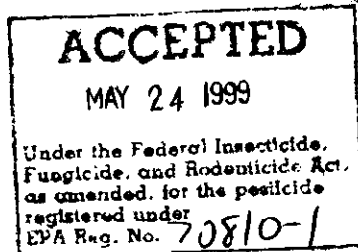
The label instructions for the use of this product are based on research and field use. The instructions are believed to be reliable and must be followed carefully. However, it is not possible to eliminate all risks inherently associated with use of this product. Crop injury, ineffectiveness or other unintended consequences may result because of such factors as weather conditions, presence of other materials, or the use of, or application of the product contrary to label instructions, all of which are beyond the control of Auxein Corporation. All such risks shall be assumed by the user.

Auxein Corporation shall not be responsible for losses or damages resulting from use of this product in any manner not set forth on this label. User assumes all risks associated with the use of this product in any manner not specifically set forth on this label.

Auxein Corporation warrants only that the material contained herein conforms to the chemical description on the label and is reasonably fit for the use therein described when used in accordance with the directions for use, subject to the risks referred to above. AUXEIN CORPORATION DOES NOT MAKE OR AUTHORIZE ANY AGENT OR REPRESENTATIVE TO MAKE ANY OTHER WARRANTIES, EXPRESS OR IMPLIED AND EXPRESSLY EXCLUDES AND DISCLAIMS ALL IMPLIED WARRANTIES OF MERCHANTABILITY OR FITNESS FOR A PARTICULAR PURPOSE. BUYER'S EXCLUSIVE REMEDY AND AUXEIN CORPORATIONS' EXCLUSIVE LIABILITY, WHETHER IN CONTRACT, TORT, NEGLIGENCE, STRICT LIABILITY OR OTHERWISE, SHALL BE LIMITED TO REPAYMENT OF THE PURCHASE PRICE OF AUXIGRO. In no case shall Auxein Corporation or the seller be liable for consequential, special or indirect damages resulting from the use or handling of this product. Buyers and all users are deemed to have accepted the terms of this LIMIT OF WARRANTY AND LIABILITY which may not be vari

**NEXT**

**LABEL**



70810-1

05/24/1999

1/1

### Supplemental Label: AuxiGro™ WP Plant Metabolic Primer

Crops covered by this label: Onions

**FOR USE ONLY IN THE FOLLOWING STATES: New York.**

**Expiration date of this label: 12/31/99**

It is a violation of Federal Law to use this product in a manner inconsistent with its labeling.

EPA Reg. No. 70810-1  
EPA Est. No. 33967-NJ-1, 39578-TX-1

**KEEP OUT OF REACH OF CHILDREN  
CAUTION - PRECAUCION**

Si usted no entiende la etiqueta, busque a alguien para que se la explique a usted en detalle. (If you do not understand this label, find someone to explain it to you in detail.)

Refer to AuxiGro package (bag) for ingredient information, precautionary statements and information concerning storage and disposal. Please see package insert for Agricultural Use Requirements.

**PRECAUTIONARY STATEMENTS, STATEMENTS OF PRACTICAL TREATMENT AND ENVIRONMENTAL HAZARDS**  
STATEMENTS are provided on the package label.

**MIXING INSTRUCTIONS** for tank mix combinations, compatibility testing and mixing of AuxiGro are provided on the product package insert for Agricultural Use Requirements.


**APPLICATION INSTRUCTIONS.** Applications of AuxiGro can effectively enhance plant development, growth of numerous plant species and induce plant resistance to control or suppress selected plant pathogens. Applications of AuxiGro may begin at seeding (or transplanting) and continue until harvest. For optimal yield/disease response, apply AuxiGro postemergence according to the application timings and rates provided in the table below. Multiple applications (with fungicides) may be made at a rate of 1 - 8 ounces per acre per application. Total seasonal applications should not exceed 24 ounces per acre per crop.

All rates of application for AuxiGro are given as broadcast rates and expressed as ounces of formulated product per acre per application. If crop growth will permit a band treatment, use proportionally less product per acre per application than the broadcast rate. AuxiGro should be applied with silicone-based surfactants unless tank mix combinations prohibit their use or crop injury is likely to occur.

Allow heavy dew to evaporate prior to AuxiGro applications. Do not apply AuxiGro if windy conditions exist or a strong threat of rain exists within 4 hours of application.

APPLICATION TIMING	Rate/Acre/ Application
<b>Onions.</b> <b>First application:</b> Apply 4 oz. of AuxiGro at the beginning of bulbing. <b>Second application:</b> Apply 4 oz. of AuxiGro at approximately 4 weeks prior to harvest, a minimum of 21 days after the initial application.	4 ounces

Auxein Corporation  
3125 Sovereign Dr., Ste. B  
Lansing, MI 49811-4240  
1-888-8AUXEIN (1-888-828-9346)



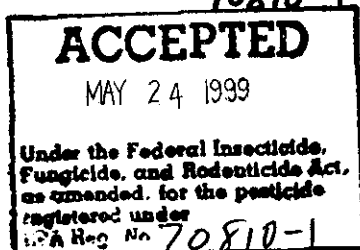
**NEXT**

**LABEL**

70810-1

05/24/1999

1/1



### Supplemental Label: AuxiGro™ WP Plant Metabolic Primer

Crops covered by this label: Onions

**FOR USE ONLY IN THE FOLLOWING STATES: New York and Nevada.**

**Expiration date of this label: 12/31/99**

It is a violation of Federal Law to use this product in a manner inconsistent with its labeling.

EPA Reg. No. 70810-1

EPA Est. No. 33967-NJ-1, 39578-TX-1

**KEEP OUT OF REACH OF CHILDREN**

**CAUTION - PRECAUCION**

Si usted no entiende la etiqueta, busque a alguien para que se la explique a usted en detalle. (If you do not understand this label, find someone to explain it to you in detail.)

Refer to AuxiGro package (bag) for ingredient information, precautionary statements and information concerning storage and disposal. Please see package insert for Agricultural Use Requirements.

**PRECAUTIONARY STATEMENTS, STATEMENTS OF PRACTICAL TREATMENT AND ENVIRONMENTAL HAZARDS**

STATEMENTS are provided on the package label.

MIXING INSTRUCTIONS for tank mix combinations, compatibility testing and mixing of AuxiGo are provided on the product package insert for Agricultural Use Requirements.

APPLICATION INSTRUCTIONS. Applications of AuxiGro can effectively enhance plant development, growth of numerous plant species and induce plant resistance to control or suppress selected plant pathogens. Applications of AuxiGro may begin at seeding (or transplanting) and continue until harvest. For optimal yield/disease response, apply AuxiGro postemergence according to the application timings and rates provided in the table below. Multiple applications (with fungicides) may be made at a rate of 1 - 8 ounces per acre per application. Total seasonal applications should not exceed 24 ounces per acre per crop.

All rates of application for AuxiGro are given as broadcast rates and expressed as ounces of formulated product per acre per application. If crop growth will permit a band treatment, use proportionally less product per acre per application than the broadcast rate. AuxiGro should be applied with silicone-based surfactants unless tank mix combinations prohibit their use or crop injury is likely to occur.

Allow heavy dew to evaporate prior to AuxiGro applications. Do not apply AuxiGro if windy conditions exist or a strong threat of rain exists within 4 hours of application.

APPLICATION TIMING	Rate/Acre/ Application
<b>Onions.</b> <b>First application:</b> Apply 4 oz. of AuxiGro at the beginning of bulbing. <b>Second application:</b> Apply 4 oz. of AuxiGro at approximately 4 weeks prior to harvest, a minimum of 21 days after the initial application.	4 ounces

Auxein Corporation  
3125 Sovereign Dr., Ste. B  
Lansing, MI 49811-4240  
1-888-8AUXEIN (1-888-828-9346)

**NEXT**

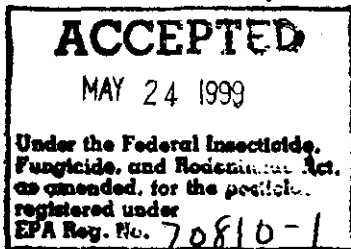
**LABEL**



70810-1

05/24/1999

1/1



**Supplemental Label: AuxiGro™ WP Plant Metabolic Primer**

Crops covered by this label: Sweet Potatoes.

**FOR USE ONLY IN THE FOLLOWING STATES: North Carolina and Louisiana.**

**Expiration date of this label: 12/31/99**

It is a violation of Federal Law to use this product in a manner inconsistent with its labeling.

EPA Reg. No. 70810-1  
EPA Est. No. 33967-NJ-1, 39578-TX-1

**KEEP OUT OF REACH OF CHILDREN**

**CAUTION - PRECAUCION**

Si usted no entiende la etiqueta, busque a alguien para que se la explique a usted en detalle. (If you do not understand this label, find someone to explain it to you in detail.)

Refer to AuxiGro package (bag) for ingredient information, precautionary statements and information concerning storage and disposal. Please see package insert for Agricultural Use Requirements.

**PRECAUTIONARY STATEMENTS, STATEMENTS OF PRACTICAL TREATMENT AND ENVIRONMENTAL HAZARDS**

STATEMENTS are provided on the package label.

**MIXING INSTRUCTIONS** for tank mix combinations, compatibility testing and mixing of AuxiGro are provided on the product package insert for Agricultural Use Requirements.

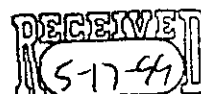
**APPLICATION INSTRUCTIONS.** Applications of AuxiGro can effectively enhance plant development, growth of numerous plant species and induce plant resistance to control or suppress selected plant pathogens. Applications of AuxiGro may begin at seeding (or transplanting) and continue until harvest. For optimal yield/disease response, apply AuxiGro postemergence according to the application timings and rates provided in the table below. Multiple applications (with fungicides) may be made at a rate of 1 - 8 ounces per acre per application. Total seasonal applications should not exceed 24 ounces per acre per crop.

All rates of application for AuxiGro are given as broadcast rates and expressed as ounces of formulated product per acre per application. If crop growth will permit a band treatment, use proportionally less product per acre per application than the broadcast rate. AuxiGro should be applied with silicone-based surfactants unless tank mix combinations prohibit their use or crop injury is likely to occur.

Allow heavy dew to evaporate prior to AuxiGro applications. Do not apply AuxiGro if windy conditions exist or a strong threat of rain exists within 4 hours of application.

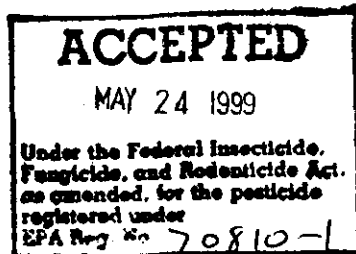
APPLICATION TIMING	Rate/Acre/ Application
<b>Sweet Potatoes.</b> <b>First application:</b> Apply 4 oz. of AuxiGro when roots first begin to swell. <b>Second application:</b> Apply 4 oz. of AuxiGro at 14 - 21 days after the first application.	4 ounces

Auxein Corporation  
3125 Sovereign Dr., Ste. B  
Lansing, MI 49811-4240  
1-888-8AUXEIN (1-888-828-9346)



**NEXT**

**LABEL**



## Supplemental Label: Auxigro™ WP Plant Metabolic Primer

Crops covered by this label: Sugar Beets, Dry Beans and Onions

**FOR USE ONLY IN THE FOLLOWING STATES: Colorado, Idaho, Michigan, Minnesota, Montana, Nebraska, North Dakota, Oregon, Washington and Wyoming.**

**Expiration date of this label: 12/31/99**

It is a violation of Federal Law to use this product in a manner inconsistent with its labeling.

---

EPA Reg. No.: 70810-1

EPA Est. No.: 33967-NJ-1<sup>B</sup>; 39578-TX-1<sup>E</sup>

**KEEP OUT OF REACH OF CHILDREN  
CAUTION - PRECAUCION**

Si usted no entiende la etiqueta, busque a alguien para que se la explique a usted en detalle. (If you do not understand this label, find someone to explain it to you in detail.)

Refer to Auxigro package (bag) for ingredient information, precautionary statements and information concerning storage and disposal. Please see package insert for Agricultural Use Requirements.

---

**MIXING INSTRUCTIONS** for tankmix combinations, compatibility testing and mixing of Auxigro are provided on the product package insert for Agricultural Use Requirements.


**INSTRUCTIONS FOR GROUND AND AERIAL APPLICATIONS** of Auxigro are provided on the product package insert for Agricultural Use Requirements.

### APPLICATION INSTRUCTIONS

Application of Auxigro can effectively provide enhanced crop quality, increased yields and induction of plant resistance to provide control or suppression of selected plant pathogens for numerous plant species. For optimal response in crops listed on this supplemental labeling, apply Auxigro postemergence according to the application timings and rates provided in the following table.

All rates of Auxigro are expressed as broadcast rates. If crop growth stage permits band treatments, use proportionally less. Rates are expressed as ounces formulated product per acre, per application. **Auxigro should be applied with silicone-based surfactants unless tankmix combinations prohibit their use or crop injury is likely to occur.**

Allow heavy dew to evaporate prior to Auxigro applications. Do not apply Auxigro if windy conditions exist or a strong threat of rain exists within 4 hours of application.



CROP	APPLICATION TIMING AND RATE (OZ. PER ACRE)
<b>Sugar Beets</b> <b>One application:</b>	Apply 4 oz AuxiGro to crop 30 to 60 days before harvest.
<b>Dry Edible Beans</b> <b>One application:</b>	Apply 4 oz. AuxiGro to crop at early bloom (less than 10%) OR at initial pod fill stage of growth.
<b>Onions</b> <b>First Application:</b> <b>Second Application:</b>	Apply 4 oz. AuxiGro at the beginning of bulbing. Apply 4 oz. AuxiGro at approximately 4 weeks prior to harvest, a minimum of 21 days after the initial application.

When AuxiGro is used in combination with other products, always use in accordance with the most restrictive label restrictions and precautions. See the product label for more information on tank mix applications.

**Auxein Corporation**  
**3125 Sovereign Dr., Ste. B**  
**Lansing, MI 49811-4240**  
**1-888-8AUXEIN (1-888-828-9346)**

™ Trademark of Auxein Corporation