



## OFFICE OF CHEMICAL SAFETY AND POLLUTION PREVENTION

WASHINGTON, D.C. 20460

June 11, 2024

Sara Seltzer  
Senior Registration Specialist,  
Diversey Inc.  
Electronic Transmittal: [sara.seltzer@diversey.com](mailto:sara.seltzer@diversey.com)

Subject: PRIA Label and CSF Amendment – Addition of seven efficacy claims and minor formulation updates  
Product Name: Oxivir Three 64  
EPA Registration Number: 70627-82  
Received Date: 6/30/2023  
Action Case Number: 00486100

Dear Sara Seltzer:

The amended label and CSF(s) referred to above, submitted in connection with registration under the Federal Insecticide, Fungicide and Rodenticide Act, as amended, are acceptable. This approval does not affect any conditions that were previously imposed on this registration. You continue to be subject to existing conditions on your registration and any deadlines connected with them.

A stamped copy of your labeling is enclosed for your records. This labeling supersedes all previously accepted labeling. Pursuant to 40 CFR 156.10(a)(6), you must submit one copy of the final printed labeling before you release the product for shipment with the new labeling. In accordance with 40 CFR 152.130(c), you may distribute or sell this product under the previously approved labeling for 18 months from the date of this letter. After 18 months, you may only distribute or sell this product if it bears this new revised labeling or subsequently approved labeling. "To distribute or sell" is defined under FIFRA section 2(gg) and its implementing regulation at 40 CFR 152.3.


Please note that the record for this product currently contains the following CSF(s):

- Basic CSF dated 05/9/2024

Should you wish to add/retain a reference to the company's website on your label, then please be aware that the website becomes labeling under FIFRA and is subject to review by the Agency. See FIFRA section 2(p)(2). If the website is false or misleading, the product would be misbranded and unlawful to sell or distribute under FIFRA section 12(a)(1)(E). 40 CFR 156.10(a)(5) lists examples of statements EPA may consider false or misleading. In addition, regardless of whether a website is referenced on your product's label, claims made on the website may not substantially differ from those claims approved through the registration process, FIFRA section 12(a)(1)(B). Therefore, should the Agency find or if it is brought to our attention that a website contains false or misleading statements or claims substantially differing from the EPA approved registration, the website will be referred to the EPA's Office of Enforcement and Assurance.

Your release for shipment of the product constitutes acceptance of these conditions. If these conditions are not complied with, the registration will be subject to cancellation in accordance with FIFRA section 6. If you have any questions, please contact Aidan Fife by e-mail at [fife.aidan@epa.gov](mailto:fife.aidan@epa.gov).

Sincerely,

A handwritten signature in black ink that reads "Steven Snyderman". The signature is written in a cursive style with a horizontal line underneath the name.

Steven Snyderman, Product Manager (33)  
Regulatory Management Branch II  
Antimicrobials Division (7510M)  
Office of Pesticide Programs

Enclosure: Stamped Label

{Note to Agency: Text appearing in [brackets] or (parenthesis) is done to show interchangeable or optional text. Commas may be added where needed. Any language which appears between {braces} and is italicized is for administrative purposes only and will NOT appear on final printed label. Listed uses and use sites can be used partially or in their entirety. }

# OXIVIR<sup>®</sup> THREE 64

• [Bactericide] • [\*Virucide] • [Fungicide] • [(Concentrated) Disinfectant] • [Cleaner] • [Sanitizer]

## Active Ingredient:

Hydrogen Peroxide .....7.6%  
[Inert] [Other] Ingredients .....92.4%  
Total ..... 100.0%

## DANGER

### KEEP OUT OF REACH OF CHILDREN

See additional precautionary statements on [back] [left] [right] [side] [panel] [of] label].

#### First Aid:

**If in eyes:** Hold eye open and rinse slowly and gently with water for 15-20 minutes. Remove contact lenses, if present, after the first 5 minutes, then continue rinsing. Call a poison control center or doctor for treatment advice. [If the product, diluted in accordance with the directions for use, gets in eyes, no specific first aid measures are required.]

**If swallowed:** Call a poison control center or doctor immediately for treatment advice. Have person sip a glass of water if able to swallow. Do not induce vomiting unless told to by a poison control center or doctor. Do not give anything to an unconscious person. [If the product, diluted in accordance with the directions for use, is swallowed, no specific first aid measures are required.]

**If on skin:** Take off contaminated clothing. Rinse skin immediately with plenty of water for 15-20 minutes. Call a poison control center or doctor for treatment advice. [If the product, diluted in accordance with the directions for use, gets on skin, no specific first aid measures are required.]

**If inhaled:** Move person to fresh air. If person is not breathing, call 911 or an ambulance, then give artificial respiration, preferably mouth-to-mouth if possible. Call a poison control center or doctor for further treatment advice.

In case of emergency, call a poison control center or doctor for treatment advice. Have the product container or label with you when calling a Poison Control Center or doctor or going in for treatment. Emergency Number: XXX-XXX-XXXX

#### [Spanish Worker Protection Statement]

Si no puede leer en inglés, pregunte a su supervisor sobre las instrucciones de uso apropiadas antes de trabajar con este producto. [If you cannot read English, ask your supervisor to explain the appropriate directions for use before working with this product]

[Note to Reviewer: In accordance with 40 CFR 156.68(d), all first aid statements, as prescribed, will appear on the front panel of the product label.]

EPA Reg. No. 70627-82

EPA Est. No. {Insert EPA Est. No.}

Net Contents: {Insert package contents}

Manufactured [By] [For]:

Diversey, Inc. PO Box 19747, Charlotte, NC 28219-0747 U.S.A. All Rights Reserved.

[Manufactured in: {insert country}]

Accelerated Hydrogen Peroxide<sup>®</sup> and AHP<sup>®</sup> are trademarks of Diversey Inc.

**ACCEPTED**

**06/11/2024**

Under the Federal Insecticide, Fungicide  
and Rodenticide Act as amended, for the  
pesticide registered under  
EPA Reg. No.

**70627-82**

{Note to Agency: Text appearing in [brackets] or (parenthesis) is done to show interchangeable or optional text. Commas may be added where needed. Any language which appears between {braces} and is italicized is for administrative purposes only and will NOT appear on final printed label. Listed uses and use sites can be used partially or in their entirety. }

[See reference sheet [enclosed in each case] for [a complete list of pathogenic organisms] [additional] [features] [and] [claims] [directions for use] [claimed for this product (or *product name*)].]

### **{Features, Claims and Uses}**

### **{Product Descriptors}**

- Active Ingredient is an Oxidizing Agent
- Bactericide
- Broad-Spectrum Disinfectant against \*viruses, bacteria, fungi.
- Cleaner
- Cleaning Power of Hydrogen Peroxide
- Cleans, Deodorizes and Brightens in One Step
- Cleans, Disinfects, & Deodorizes (with the use of Hydrogen Peroxide)
- Cleans Grout
- Cleans Hard, Non-porous Water Washable Surfaces!
- Concentrated (Disinfectant Cleaner)
- Degreaser
- Deodorizer
- Dilutable
- Disinfectant
- Fungicide
- Hospital Disinfectant Cleaner
- Meets surface disinfection recommendations from OSHA Bloodborne Pathogen Standard.
- Multi-Surface
- Multi-surface [One-Step] Disinfectant
- Non-Dulling
- Odor Counteractant
- Odor Neutralizer
- One-step when used according to disinfection directions
- One-step Disinfectant Cleaner when used according to disinfection directions
- Oxidizer
- Sanitizer
- Sanitizes
- (Restroom) (&) (Bathroom) (Disinfectant Cleaner)
- Use Daily to Prevent the Buildup of Dirt and Grime.
- \*Virucide

### **(Marketing Statements)**

- 3 Minute bactericidal, virucidal, and fungicidal
- A proven spot sanitizer on soft surfaces†
- A disinfectant and cleaner (that cleans, disinfects and deodorizes in one labor saving step) when used according to disinfection directions for use.
- An effective one-step sanitizer-cleaner on hard nonporous surfaces when used according to directions for use as a non-food contact sanitizer
- An effective one-step disinfectant cleaner for hard, nonporous surfaces when used according to disinfection directions
- An effective soft surfaces† spot sanitizer
- Breaks down (removes) (eliminates 99.9% of) (removes) (the most common) allergens (found in dust)++
- Broad-spectrum (Multi-purpose) (Multi-surface) (Bactericidal) (\*Virucidal) (Fungicidal) (Disinfectant) (activity) on hard, non-porous surfaces
- Cleaning and disinfection\* in 3 minutes at 1:64
- Cleans (tough) grease and grime (and) (institutional) (soils) (fast)
- Cleans (and) disinfects (and deodorizes) hard, non-porous surfaces
- Cleans fast
- Cleans grout
- Cleans hard, non-porous water washable surfaces!
- Cleans, deodorizes and brightens in one step
- Cleans (tough) soap scum
- (Cleans) (Removes) (Eliminates 99.9% of) (Destroys) stains
- Compatible with microfiber (cloths)
- Compatible with (most) (virtually all) surfaces
- Concentrated formula powered by AHP.

*{Note to Agency: Text appearing in [brackets] or (parenthesis) is done to show interchangeable or optional text. Commas may be added where needed. Any language which appears between {braces} and is italicized is for administrative purposes only and will NOT appear on final printed label. Listed uses and use sites can be used partially or in their entirety. }*

- Controls (Eliminates 99.9% of) odor-causing bacteria
- Deodorizer (Odor Counteractant)
- Deodorizes odor-causing bacteria
- Disinfects as it cleans when used according to disinfection directions for use
- Dual action formulation providing broad spectrum activity against; fungi, mycobacteria, \*viruses, and bacteria
- Easy to use
- Effective – Cleans soap scum
- Effective cleaner
- Effective against Bloodborne Pathogens against \*HBV, \*HCV & \*HIV-1
- Effective against SARS-Related Coronavirus 2 [SARS-CoV-2] [Omicron Variant] [in 1 minute] on hard nonporous surfaces
- [Effective against] [Disinfects] [Kills] [99.9%] SARS-CoV-2 [virus] on hard nonporous surfaces
- [Effective against] [Disinfects] [Kills] [99.9%] SARS-CoV-2 virus, the cause of COVID-19 on hard nonporous surfaces
- (Eliminates) (Kills) 99.9% of (odor-causing) bacteria (from surfaces)
- Eliminates 99.9% of odors (caused by bacteria), (mold), (and) (mildew)
- Fast / Effective
- For (a) cleaner, fresher {insert use sites/surfaces from lists below} (or any hard, non-porous washable surface where disinfection is required.)
- For any non-food contact hard, non-porous surface where germs are a concern.
- For everyday use (in institutional (and) (industrial) facilities)
- For multiple cleaning tasks
- For non-scratch cleaning of showers and tubs, shower doors and curtains†, fixtures and toilet bowls
- For use (in) (Hospitals), (and) (Health Care) (settings) (as a multi-purpose disinfectant cleaner)
- For terminal cleaning
- Formulated with patented hydrogen peroxide technology
- Fragrance Free Formula (Unscented)
- Good for most indoor cleaning tasks
- High Compatibility
- Highly Compatible
- Highly compatible formula for most surfaces
- High (Frequently) touch[ed] surface(s) [disinfectant] [and] [cleaner]
- Increased concentration level for increased utilization.
- Intense cleaning action
- Keeps day care centers clean
- Kills (99.9% of) germs in 3 minutes
- Kills (99.9% of) the cold and Influenza A viruses
- (Kills) (Destroys) (Eliminates 99.9% of) germs while it cleans
- (Kills) (Effective against) (the) cold (and) (flu) virus(es) (on hard, nonporous surfaces)
- Kills bacteria and sanitizes
- Kills \*viruses
- Kills bacteria and \*viruses on hard, non-porous surfaces in 3 minutes
- Kills bacteria (in 3 minutes)
- Kills odor-causing bacteria
- Leaves {insert use sites/surfaces from lists below} smelling clean (with a clean fresh scent)
- Leaves a fresh, clean scent
- Leaves no (dull) (sticky) residue.
- Leaves surfaces virtually streak-free
- No fragrance added
- No harsh (chemical) fumes
- No rinse required
- No streaking (or) (filming) (sticky residue) (formula)
- Non-corrosive (to eyes) (and) (skin)
- Non-tainting (leaves no unsightly residues)

*{Note to Agency: Text appearing in [brackets] or (parenthesis) is done to show interchangeable or optional text. Commas may be added where needed. Any language which appears between {braces} and is italicized is for administrative purposes only and will NOT appear on final printed label. Listed uses and use sites can be used partially or in their entirety. }*

- Not for use on skin
- Odor Neutralizer
- One-step cleaner sanitizer on soft surfaces†
- Oxivir® Clean
- Parvocidal against canine parvovirus.
- Patented (Technology)
- Powerful to remove (dried) (stuck on) dirt (grime) (food) (spills) (grease) (greasy messes)
- Powerful cleaning
- Powerful cleaning and disinfection in 3 minutes.
- Powerful odor control (odor neutralizer) (deodorizer) (odor-counteractant) formula (on hard non-porous surfaces)
- Powers away tough stains (stuck on dirt)
- Proven "one-step" disinfectant/cleaner/fungicide/virucide when used according to disinfection directions that is effective for hard, non-porous surfaces
- Quickly (eliminates 99.9% of) (removes) odors
- Reduces allergens++
- Sanitizes
- Soft surface† sanitizing (in 1 minute).
- Specially designed to dissolve (penetrate) the toughest (stubborn) soils
- Spot sanitizes soft surfaces† in 1 minute
- (Step-saving), (Labor-saving,) (Time-saving,) (Cost-saving) formula
- Suitable for everyday use
- Surface cleaner with antibacterial formula
- This product kills germs and removes allergens++ while cleaning hard, nonporous surfaces
- ++This product removes the following (non-living) allergens++: (cat dander), (cockroach matter), (cockroach debris), (cockroach particles), (dog dander), (dust mite debris), (pet dander), (pollen particles)
- To be used in sanitizing and disinfecting of hard, non-porous non-food contact surfaces and non-critical equipment which may harbor or spread germs
- Tough on germs.
- Use daily to prevent the build-up of dirt and grime
- Use only one product to get a streak-free shine plus antimicrobial action
- (Uses) (Harnesses) the cleaning power of hydrogen peroxide
- Versatile, Convenient formula
- Will not leave grit or soap scum

**(FUNGICIDAL: 3 MIN. (@ 1:64))**

**(\*VIRUCIDAL: 3 MIN. (@ 1:64))**

**(BACTERICIDAL: 3 MIN. (@ 1:64))**

**(NON-FOOD CONTACT SANITIZER: 30 SEC. (@ 1:64))**

**(NON-FOOD CONTACT SANITIZER: 90 SEC. (@ 1:128))**

**(SOFT SURFACE† SANITIZER: 1 MIN. (@ 1:64))**

#### **(General Uses:)**

For Use in Health Care, Veterinary, Animal Housing, Dental, (Life Science) Laboratory, Medical, Educational, Retail, Fitness, Hospitality, Industrial & Institutional Facilities, Food Processing Establishments, and Hospitals.

This product is a one-step (hospital-use) germicidal disinfectant (and) (deodorant) (odor-counteractant) (odor neutralizer) designed for general cleaning, (and) disinfecting (deodorizing) (of) hard, non-porous inanimate surfaces. It cleans by removing dirt, grime, and other common soils found (in) (on) *{insert use sites/surfaces from lists below}* (or any hard, non-porous washable surface where disinfection is required.)

*{Note to Agency: Text appearing in [brackets] or (parenthesis) is done to show interchangeable or optional text. Commas may be added where needed. Any language which appears between {braces} and is italicized is for administrative purposes only and will NOT appear on final printed label. Listed uses and use sites can be used partially or in their entirety. }*

(It is designed for use on) (Use daily on) (the following) (hard, non-porous inanimate surfaces): *{insert surfaces from lists below}* (where disinfection is required). A potable water rinse is required for food contact surfaces. Do not use on glassware, dishes and utensils.

#### **(CLAIMS & USES:)**

This product cleans, disinfects, and deodorizes hard, nonporous inanimate (environmental) surfaces (of) (in) *{insert use sites/surfaces from lists below}* (and patient care equipment) in one step with no rinsing required. [This product] [It] is a (one-step,) (broad spectrum,) (hospital,) disinfectant (germicidal) cleaner and deodorizer (odor counteractant) designed for general cleaning, disinfection and deodorizing of hard, nonporous surfaces. (It is designed for (non-critical) hard, nonporous surfaces in healthcare.) (It quickly) Removes (bathtub ring,) blood, body fluids, body oils, dirt, fungus, food residue, fecal matter, grime, laboratory stains, mold stains, soils, stains, urine and other organic matter commonly found (in) (on) *{insert use sites/surfaces from lists below}* (or any hard, non-porous washable surface where disinfection is required.) (on hard, nonporous, inanimate (environmental) surfaces) (where housekeeping is of prime importance in reducing cross- contamination between treated surfaces). It (also) eliminates 99.9% (of) odors leaving (restroom) surfaces smelling clean and fresh. Use where odors are a problem.

This product cleans, disinfects and deodorizes (common) hard, nonporous (hospital) (non-critical) (semi-critical) (medical) surfaces (of patient care equipment) in one step (with no rinsing required). (Designed for (daily) use on (common) hard, nonporous (materials) (inanimate) (environmental) surfaces (of patient care equipment) found in hospitals and other healthcare facilities.) (May be used to clean and disinfect sinks, faucets, fixtures, bathrooms, restrooms, tubs, and showers.) (For non-scratch cleaning of showers, tubs, fixtures, shower doors, nonporous curtains, and exterior surfaces of toilets and urinals.)

(This product can be used against bacteria, \*viruses, fungi, and mycobacteria on hard non-porous surfaces found in: *{insert use sites from list below}*)

*{or}*

(This product can be used in the following areas: *{insert use sites from list below}*)

*{or}*

(This product has been developed to aid in the reduction of cross-contamination between treated surfaces (not only in hospitals (and healthcare facilities), but also) in: *{insert use sites from list below}*)

#### ***{Use Sites}***

- Airplanes
- Airports
- Ambulances [Emergency Medical] Transport Vehicles
- Ambulatory Surgical Centers [(ASC)]
- Amusement Parks
- [Animal] (and) [Pet] Housing
- [Animal] (and) [Pet] Grooming Facilities
- Animal Care Facilities
- Animal Holding Areas
- Animal Housing Facilities
- Animal Life Science Laboratories
- Animal Transportation Vehicles
- Anesthesia Rooms or Areas
- [Assisted Living] (and) [Full Care] Nursing Homes
- [Athletic] (and) [Recreational] Facilities
- Banquet Halls
- Barber Shops
- Bars
- Basements
- Bathrooms
- Beauty Salons
- Bedrooms
- Bowling Alleys
- Breeding Establishments
- Buses
- Butcher Shops
- Cafeterias
- Changing Areas
- Colleges
- Convenience Stores
- Convention Centers

*{Note to Agency: Text appearing in [brackets] or (parenthesis) is done to show interchangeable or optional text. Commas may be added where needed. Any language which appears between {braces} and is italicized is for administrative purposes only and will NOT appear on final printed label. Listed uses and use sites can be used partially or in their entirety. }*

- |                                |                                   |                                  |
|--------------------------------|-----------------------------------|----------------------------------|
| • Correctional Facilities      | • Hospices                        | • Pharmacies                     |
| • Cruise Ships                 | • Hospitals                       | • Physical Therapy Rooms         |
| • Cafeterias                   | • Hotels                          | • Physicians' Offices            |
| • CAT Lab[oratories]           | • Industrial Facilities           | • Play [Areas] (and) [Rooms]     |
| • Central Service Areas        | • Institutional Kitchens (and)    | • [Police] (and) [Fire] Vehicles |
| • Central Supply [Rooms] (and) | • [Bathrooms]                     | • Psychiatric Facilities         |
| • [Areas]                      | • [Institutional] Laundromats     | • Public [Areas] (and) [Places]  |
| • Colleges                     | • Institutions                    | • Public Facilities              |
| • Commercial (and)             | • I[ntensive] C[are] U[nits]      | • [Public] Restrooms             |
| • [Institutional] Kitchens     | • [areas]                         | • Public [Tele]phone [Booths]    |
| • C[ritical] C[are] U[nits]    | • Isolation Areas                 | • Radiology                      |
| • Dairy Farms                  | • Kennels                         | • Reception areas                |
| • Day Care [Centers]           | • Kitchens                        | • Recovery Rooms                 |
| • Deli[catessen]s              | • Laboratories                    | • Recreational Facilities        |
| • Dental Operatories           | • Laundromats                     | • Rehabilitation Centers         |
| • [Dental] [Dentist's] Offices | • Laundry Rooms                   | • Rental Cars                    |
| • Dining Halls                 | • Lab[oratories]                  | • Respiratory Therapy Rooms      |
| • Dialysis Clinics             | • Lavatories                      | • Rest Stops                     |
| • Doctors' Offices             | • Libraries                       | • Restaurants                    |
| • Dorm[itories]                | • Locker Room[s] [Facilities]     | • Restroom Areas                 |
| • Elevators                    | • Lodging Establishments          | • Retail Businesses              |
| • E[mergency] R[oom]s          | • Long Term Care Facilities       | • School Buses                   |
| • Emergency Vehicles           | • Lounges                         | • Schools                        |
| • Eye Surgical Centers         | • Malls                           | • Shelters                       |
| • Exam[ination] Rooms          | • Manufacturing [Plants]          | • Shops                          |
| • Factories                    | • [Facilities]                    | • Shower Rooms                   |
| • Farms                        | • Markets                         | • Sports Stadiums                |
| • [Food] Processing Plants     | • [Medical] Clinics               | • Storage [Rooms] (and) [Areas]  |
| • Food Service Establishments  | • Medical Facilities              | • Subways                        |
| • Front of Restaurants         | • [Medical] [Doctor's] Offices    | • Surgery Rooms                  |
| • Funeral Homes                | • [Newborn] [Neonatal] [Nursery]  | • Tattoo Parlors                 |
| • Garages                      | • [Intensive] [Care] Units [NICU] | • Toilet Areas                   |
| • Gas Stations                 | • Nurses' Stations                | • Transportation Terminals       |
| • General Merchandise Stores   | • Nurseries                       | • Trains                         |
| • Greenhouses                  | • Offices                         | • Trolleys                       |
| • Grocery Stores               | • Office Buildings                | • Universities                   |
| • Gym[nasium]s                 | • O[perating] R[oom]s             | • Veterinary [Offices] [Waiting  |
| • Health Clubs                 | • Orthopedics                     | • Rooms]                         |
| • Health Care [Settings]       | • Patient Rooms                   | • Waiting [Rooms] (and) [Areas]  |
| • [Facilities]                 | • Pediatric Intensive Care Units  | • Work Stations                  |
| • Home Centers                 | • [PICU]                          | • X-Ray Rooms                    |
| • Home Health Care Settings    | • Pet Animal Quarters             | • Zoos                           |
| • Homes                        | • Pet Shops                       |                                  |

### **{Surface Materials}**

---

[This Product (Product Name) can be used on the following hard, nonporous surfaces:]

- Amalgamators
- Anesthesia machines
- Animal equipment
- Apex locators
- Apheresis machines
- Appliance exterior(s) [surfaces][
- Appliance -or- cabinet knobs
- Autoclaves
- Automatic feeders
- Bathroom doorknobs
- Baked enamel surfaces
- Bassinets
- [Bathroom] fixtures
- [Bathroom] (and) [Kitchen] faucets (and) [handles]
- Bathrooms sinks and faucets
- Bathroom surfaces
- [Bath]tubs
- Bed frames
- Bedpans
- Bedrails
- Commodes
- Bedside tables
- Blood pressure cuffs and monitors
- Booster chairs
- Bottoms of pots and pans
- Burner trays
- Cabinets
- Cages
- Call boxes
- Car interiors
- Chairs
- Changing tables
- Charging stations
- Chemotherapy hoods
- Furniture
- Closets
- Coated mattresses
- Coated pillows
- [Common] hard, nonporous [household] surfaces
- Compactors
- Computers
- [Computer] keyboards
- [Computer] monitors
- Computer mouse
- Computer screens
- Cooler exteriors
- Cords
- Counter[top]s
- [Crash] (and) [emergency] carts
- Cupboards
- Cribs
- Dental countertops
- Dental operatory surfaces
- Dental surfaces
- [Dentists'] [Dental] chairs
- Dental unit instrument trays
- Desk [tops]
- Diagnostic equipment
- Dialysis machines
- Dictating equipment [surfaces]
- Docking stations
- Door [handles] (and) [frames]
- Doorknobs
- Drainboards
- Drawers
- Dryers
- Dressing carts
- Elevator buttons
- Endodontic equipment
- [Exam] [Examination] tables
- Exercise] (and) [athletic] equipment
- Exercise mats
- Exhaust fans
- Exterior surfaces of air vents
- External surfaces of [medical] equipment
- [External surfaces of] [Ultrasound transducers] (and) [probes]
- Exterior (of) [toilet] (and) [urinal] surfaces
- External surfaces of [veterinary] equipment
- Exterior surfaces of watering appliances
- Faucets
- Fax machine [handles]
- Feed racks
- [Filing] (and) [medicine] cabinets
- Finished hardwood
- [Finished] (and) [painted] walls
- Finished windowsills
- Fixtures
- Flower buckets
- Footboards
- Freezer exteriors
- Furniture
- Garage surfaces
- [Garbage] disposals
- Garbage -or- trash cans
- Germ-prone [hard, nonporous] surfaces
- Glucometers
- [Grocery] carts
- Gurneys
- Gym[nastic] equipment
- Hampers
- Handheld [electronic] devices
- [Hand] rail[ing]s
- High touch surfaces
- Headboards
- Headsets
- High chairs [(non-food contact)]
- High touch surfaces
- Hoods
- [Hospital] [Medical] surfaces
- [Hospital] [Patient] bed (springs) (railings) (frames)
- [Hospital] [Patient] [plastic] [vinyl] bed linings
- Hydrotherapy Tubs

*{Note to Agency: Text appearing in [brackets] or (parenthesis) is done to show interchangeable or optional text. Commas may be added where needed. Any language which appears between {braces} and is italicized is for administrative purposes only and will NOT appear on final printed label. Listed uses and use sites can be used partially or in their entirety. }*

- Infant incubators and care cribs
- Infant warmers
- [Instrument] Stands
- Isolettes
- IV [stands] [pumps] [poles]
- Keyboards
- Kid's play [structures] [equipment]
- [Kitchen] appliance exteriors
- Kitchen surfaces
- Laminated surfaces
- Lamps
- Laptops
- Light [fixtures] [switches] [panels]
- Light lens covers
- Lockers
- Mammography equipment
- [Medicine] (and) [filing] cabinets
- Medication carts
- Mirrors
- Mobile devices
- Mobile electronic equipment
- Mobile workstations
- M[agnetic] R[esonance] I[maging] equipment
- Nurse-call devices] (and) [buttons]
- Office machinery
- Operating room tables and lights
- Operatory light switches
- Outside of appliances
- Oxygen hoods
- Oven exteriors
- Overbed tables
- Packing benches
- Paddles
- Pagers
- Painted surfaces
- Patient monitoring equipment
- Patient support and delivery equipment
- Pens
- Phlebotomy trays
- Physical therapy [(PT)] equipment surfaces
- Phone cradles
- Piano keys
- Plastic and painted surfaces
- Plastic laundry [hampers] [baskets]
- Plastic mattress covers
- Plastic salad bar sneeze guards
- Plastic shower curtains
- Plastic surfaces
- Playpens
- Portable toilets
- Power cords
- Pulse oximeters
- PVC tubing
- Range hoods
- Reception [counters] [desks]
- Recycling bins
- Refrigerator exteriors
- Respirators
- Respiratory therapy equipment
- Restroom fixtures
- Scales
- Seats
- Sequential compression devices
- Shelves
- Shower(s) [curtains] [doors] [stalls] [walls]
- Shower fixtures
- Side rails
- Signs
- Sink [basins]
- Spine backboards
- Sports equipment
- Stainless steel surfaces
- Stall doors
- Staplers
- Stereo consoles
- Stethoscopes
- Stools
- Storage bins
- Stove[tops]
- Stretchers
- Support bars
- Strollers
- Table[tops]
- Tablet PCs
- Telephones
- Tiled walls
- T[omography] equipment
- Tools
- Towel dispensers
- Toys
- Traction devices
- Trash cans
- Tray tables
- Troughs
- Vanity tops
- Vending machine surfaces
- Veterinary [care] surfaces
- Vinyl tile
- Walkers
- Walls
- Wash basins
- Washable kitchen surfaces
- Washable walls
- Wastebaskets
- Wheelchairs
- Window blinds
- Windows
- Windshields
- Work benches
- X-ray equipment

Note: Prior to use on electronic equipment or components, (please) refer to manufacturer's instructions (for appropriate use).

{Note to Agency: Text appearing in [brackets] or (parenthesis) is done to show interchangeable or optional text. Commas may be added where needed. Any language which appears between {braces} and is italicized is for administrative purposes only and will NOT appear on final printed label. Listed uses and use sites can be used partially or in their entirety. }

(It is) (Designed) For (daily) (use) (cleaning) (disinfecting) (on) (of) (medical) (hard, nonporous inanimate (environmental) surface(s) (materials)) (Compatible with):

- |                             |                                    |                        |
|-----------------------------|------------------------------------|------------------------|
| • Acrylic,                  | • glazed tile,                     | • sealed fiberglass,   |
| • baked enamel surfaces,    | • laminated surfaces,              | • sealed granite,      |
| • Corian <sup>®</sup> ,     | • linoleum,                        | • sealed marble,       |
| • Chrome,                   | • metal (except copper and brass), | • sealed mirror stone, |
| • non-food contact crystal, | • painted surfaces,                | • stainless steel,     |
| • finished terrazzo,        | • plastic (surfaces),              | • synthetic marble,    |
| • glass,                    | • glazed quarry tiles,             | • vinyl,               |
| • glazed ceramic (tile),    | • rubber,                          |                        |
| • glazed porcelain,         |                                    |                        |

[Not recommended for use on] {or} [avoid contact with]: brass or copper.

Note: This product is compatible with the listed materials. If product is intended to be used on other surfaces, it is recommended to test product by applying to a small discrete area to determine compatibility before proceeding with its use.

[This product] [{product name}] is formulated to be used against the following soils and stains:

- |                   |                              |                  |
|-------------------|------------------------------|------------------|
| • Beverage stains | • Food stains                | • Ink [marks]    |
| • Blood           | • Fruit [stains]             | • Pet stains     |
| • Body oils       | • Grease                     | • Rust           |
| • Coffee [stains] | • Grime                      | • Smudges        |
| • Cosmetics       | • Heel [marks] [scuffs]      | • Soap Scum      |
| • Dead skin       | • Juice stains               | • Tea [stains]   |
| • Dirt            | • Laboratory stains          | • Tough soils    |
| • Fecal matter    | • Mold (and) [mildew] stains | • Urine [stains] |
| • Fingerprints    | • Mud                        | • Wine stains    |
| • Food spills     | • Common [soils] [stains]    |                  |
| • Food residues   | • Organic matter             |                  |

**(Soft Surface<sup>†</sup> Sanitization:)**

- A proven spot treatment sanitizer on soft surfaces<sup>†</sup>
  - An effective spot treatment soft surface<sup>†</sup> sanitizer
  - Spot treatment Sanitizes soft surfaces<sup>†</sup> (in 1 minute)
- (Great) For use as a spot treatment sanitizer on soft surfaces<sup>†</sup> (composed of cotton or polyester) found in (hospitals), (medical offices) (nursing homes), (healthcare facilities), (and) (dental offices). (This product) Kills (removes) (sanitizes) microorganisms on (hospital) soft surfaces<sup>†</sup> or fabric<sup>†</sup> including: blinds, bedding, blankets, chairs, couches, curtains, drapes, exercise mats, gym bags, headrests, linens, mats, mattresses, seat (soft) cushions, shades, sheets, sofas, sports equipment (lining), towels, upholstered furniture, upholstery, washcloths, and window treatments. Removes (and) (or) (eliminates 99.9% of) odors by killing odor-causing bacteria on soft surfaces<sup>†</sup> or fabrics<sup>†</sup>. A cost effective solution compared to laundering or dry cleaning (hospital) curtains.

<sup>†</sup>plain cotton weave and 100% polyester fabric

*{Note to Agency: Text appearing in [brackets] or (parenthesis) is done to show interchangeable or optional text. Commas may be added where needed. Any language which appears between {braces} and is italicized is for administrative purposes only and will NOT appear on final printed label. Listed uses and use sites can be used partially or in their entirety. }*

---

***{New and Improved Claims}***

---

*{Note to the reviewer: the following short claims might be inserted on the container label only for the period of 6 months after the launch}*

- [Better] [Improved] [New] [New and improved] [packaging]
  - [New and improved]
  - [New Claims]
  - [New Claims and Faster Contact Times]
  - [New Kill Claims]
  - [New - Saves Time]
- 

***{DISPENSING MARKETING CLAIMS}: { This text will only appear on the appropriate container}***

---

SOLUTIONS CENTER™ DISPENSING SYSTEMS# (64 oz. (2 qt.) containers) - For use with (Diversey) (SOLUTIONS CENTER™) brand dispensing equipment. Dispense with cold water. Eliminates mixing. The Accurate Solution to Cleaner Dilution. Disinfectant cleaning with the convenience of (SOLUTIONS CENTER™). (SOLUTIONS CENTER™) (This packaging offers) Reduced exposure to concentrate due to closed transfer system. Solutions to go!

J-FILL® DISPENSING SYSTEMS# (84.5 oz. (2.5 L) containers) - For use with (Diversey) (J-FILL®) brand dispensing equipment. Dispense with cold water. Eliminates mixing. The Accurate Solution to Cleaner Dilution. Disinfectant cleaning with the convenience of J-FILL®. J-FILL® ((This) packaging offers) Reduced (Reduces) exposure to concentrate due to closed transfer system. Solutions to go!

RTD® DISPENSING SYSTEMS# (1.5 L & 5 L containers) – RTD. Very simple. Very smart. Out of the box. Ready-To-Dispense. Dispense with cold water. Provides accuracy. No chemical connections, sealed bottle. Proven dilution control concentrate.

COMMAND CENTER® DISPENSING SYSTEMS# (1.5 gal. containers) - For use with (Diversey) (COMMAND CENTER®) brand dispensing equipment. Dispense with cold water. Eliminates mixing. The Accurate Solution to Cleaner Dilution. COMMAND CENTER® (This packaging offers) Reduced (Reduces) exposure to concentrate due to closed transfer system.

Smart DOSE™ DISPENSING SYSTEMS# (1.5 L & 5 L containers) - RTD. Very Simple. Very Smart. Out of the box. Ready-To-Dispense. Provides accuracy. No chemical connections, sealed bottle. Proven dilution control concentrate.

- Smart DOSE™ allows for easy and accurate dosing of concentrate every time.
- Smart DOSE™ delivers better cost control than any other dosing system.
- Smart DOSE™ is a simple and portable unit that goes anywhere you go. Simply select your desired dosing icon, pull up, then push the knob down to dispense the accurate amount of concentrate.
- Smart DOSE™ helps you minimize unwanted contact with the concentrate solution with an anti-drip spout and Spill-Tite™ sonically-welded head.
- Smart DOSE™ ergonomic design enhances your comfort and ease of use.
- Smart DOSE™ bottle automatically calculates two precise doses of concentrate allowing accurate dilution.
- Smart DOSE™ (1.5L & 5L) (1.48 US Qt & 1.32 US gallon) - RTD. Very Simple. Very Smart. Out of the box. Ready-To-Dispense. Provides accuracy. No chemical connections, sealed bottle. Proven dilution control concentrate.
- Smart DOSE™ (1.5 or 5L) (1.48 US Qt & 1.32 US gallon) - Using the Smart DOSE™ unit, dispense product into a (trigger sprayer) (bottle) (container)
- Smart DOSE™ can be used anywhere, without the need for permanent and costly equipment in the facility.
- Smart DOSE™ avoids the need for additional equipment such as pumps and eliminates risk of free pouring.
- Smart DOSE™ helps users dispense concentrate more accurately every time with pre-determined doses

{Note to Agency: Text appearing in [brackets] or (parenthesis) is done to show interchangeable or optional text. Commas may be added where needed. Any language which appears between {braces} and is italicized is for administrative purposes only and will NOT appear on final printed label. Listed uses and use sites can be used partially or in their entirety. }

## DIRECTIONS FOR USE:

It is a violation of Federal Law to use this product in a manner inconsistent with its labeling.

{Note to reviewer: The following paragraph will be used on labels that list medical devices as defined by the FDA, and is manufactured accordingly.}

(This product is not to be used as a terminal sterilant/high level disinfectant on any surface or instrument that (1) is introduced directly into the human body, either into or in contact with the blood stream or normally sterile areas of the body, or (2) contacts intact mucous membranes but which does not ordinarily penetrate the blood barrier or otherwise enter normally sterile areas of the body. This product may be used to pre-clean or decontaminate critical or semi-critical medical devices prior to sterilization or high level disinfection.)

## (CLAIMS AND ORGANISMS:)

When used as directed, this product is effective against a wide variety (broad-spectrum) of pathogenic microorganisms (including bacteria, antibiotic resistant bacteria, [list of antibiotic resistant organisms is below, in Efficacy Claims section, under subheading Antibiotic-Resistant (Strains of) Bacteria], \*viruses, and fungi). (See reference sheet (enclosed in each case) for a complete list of organisms.)

## (HOSPITAL DISINFECTANT:)

**BACTERICIDAL:** {Note to reviewer: Only one of the following statements will be on the product label}

(This product [or product name] is bactericidal at a 1:64 dilution [2 oz. of product per gallon of water] [in the presence of 200 ppm hard water, 5% serum load] and a 3-minute contact time, unless otherwise noted:)

{or}

(3 minute contact time at 1:64)

[Bacteria] [Bactericidal] (Activity):	(ATCC Number)	Dilution	Contact Time
<i>Bordetella pertussis</i>	(ATCC 12743)	1:64	3 minutes
<i>Burkholderia cepacia</i>	(ATCC 25416)	1:64	3 minutes
<i>Enterobacter aerogenes</i>	(ATCC 13048)	1:64	3 minutes
[New Delhi metallo-beta-lactamase 1] (NDM-1 producing) <i>Enterobacter cloacae</i> (CDC 1000654)		1:64	3 minutes
[New Delhi metallo-beta-lactamase 1] (NDM-1 producing) <i>Escherichia coli</i> (CDC 1001728)		1:64	3 minutes
Extended-Spectrum beta-lactamase (ESBL) producing <i>Escherichia coli</i>	(ATCC BAA-196)	1:64	3 minutes
<i>Escherichia coli</i> O157:H7	(ATCC 35150)	1:64	3 minutes
<i>Klebsiella pneumoniae</i>	(ATCC 4352)	1:64	3 minutes
Extended-spectrum beta-lactamase (ESBL) producing <i>Klebsiella pneumoniae</i>	(ATCC 700603)	1:64	3 minutes
<i>Listeria monocytogenes</i>	(ATCC 19117)	1:64	3 minutes
<i>Pseudomonas aeruginosa</i>	(ATCC 15442)	1:64	3 minutes
[Metallo-beta lactamase] (MBL producing) <i>Pseudomonas aeruginosa</i> (CDC 2012059)		1:64	3 minutes
<i>Salmonella enterica</i>	(ATCC 10708)	1:64	3 minutes
<i>Serratia marcescens</i>	(ATCC 14756)	1:64	3 minutes
<i>Shigella dysenteriae</i>	(ATCC 11835)	1:64	3 minutes
<i>Staphylococcus aureus</i>	(ATCC 6538)	1:64	3 minutes
<i>Streptococcus pyogenes</i>	(ATCC 19615)	1:64	3 minutes

{Note to Agency: Text appearing in [brackets] or (parenthesis) is done to show interchangeable or optional text. Commas may be added where needed. Any language which appears between {braces} and is italicized is for administrative purposes only and will NOT appear on final printed label. Listed uses and use sites can be used partially or in their entirety. }

<b>[Antibiotic Resistant Bacteria] [Bactericidal] (Activity):</b>	<b>(ATCC Number)</b>	<b>Dilution</b>	<b>(Contact Time)</b>
Multi-drug Resistant (MDR) <i>Acinetobacter baumannii</i>	(ATCC 19606)	1:64	3 minutes
[Vancomycin Resistant] <i>Enterococcus faecalis</i> (VRE)	(ATCC 51575)	1:64	3 minutes
[Carbapenem Resistant] <i>Klebsiella pneumoniae</i>	(ATCC BAA-1705)	1:64	3 minutes
[Methicillin Resistant] <i>Staphylococcus aureus</i> (MRSA)	(ATCC 33592)	1:64	3 minutes
Community Acquired Methicillin Resistant <i>Staphylococcus aureus</i> (CA-MRSA Genotype USA 300) (NRS 384)		1:64	3 minutes
Community Acquired Methicillin Resistant <i>Staphylococcus aureus</i> (CA-MRSA Genotype USA 400) (NARSA NRS 123)		1:64	3 minutes
Vancomycin Intermediate Resistant <i>Staphylococcus aureus</i> (VISA) (CDC HIP 5836)		1:64	3 minutes
Vancomycin Resistant <i>Staphylococcus aureus</i> (VRSA) (NARSA VRS1)		1:64	3 minutes
Methicillin Resistant <i>Staphylococcus epidermidis</i> (MRSE)	(ATCC 51625)	1:64	3 minutes
Penicillin Resistant <i>Streptococcus Pneumoniae</i> (PRSP)	(ATCC 700677)	1:64	3 minutes

**\*VIRUCIDAL:** {Note to reviewer: Only one of the following statements will be on the product label}

(This product [or product name] is virucidal at a 1:64 dilution [2 oz. of product per gallon of water] [in the presence of 200 ppm hard water, 5% serum load] and a 3-minute contact time, unless otherwise noted:)

{ or }

3-minute contact time at a 1:64 dilution

**(\*Viruses (\*Virucidal Activity)):**

<b>(Organism)</b>	<b>(ATCC Number)</b>	<b>(Dilution)</b>	<b>(Contact Time)</b>
Adenovirus [type 8] [Strain Trim]	(ATCC VR-1368)	1:64	3 minutes
Avian Influenza A (H3N2) virus	(ATCC VR-2072)	1:64	3 minutes
Avian Influenza A (H7N9) virus [CDC# 2013759189] [Strain wildtype A/Anhui/a/2013]			3 minutes
Canine Adenovirus	(ATCC VR-800)	1:64	3 minutes
Canine Infectious Hepatitis virus	(ATCC VR-293)	1:64	3 minutes
Canine Coronavirus	(ATCC VR-809)	1:64	3 minutes
Canine Distemper virus	(ATCC VR-128)	1:64	3 minutes
Canine Parainfluenza virus	(ATCC VR-666)	1:64	3 minutes
Canine Parvovirus	(ATCC VR-2017)	1:64	5 minutes
Equine Influenza A2 virus (H3N8) [strain A/Equine/Miami/1/63]		1:64	3 minutes
Feline Infectious Peritonitis Virus (FIPV) [strain FIPV-1146, P100]	(ATCC VR-2202)	1:64	3 minutes
Feline Panleukopenia virus (FPLV)	(ATCC VR-648)	1:64	3 minutes
Feline Picornavirus	(ATCC VR-649)	1:64	3 minutes
Feline Rhinotracheitis virus	(ATCC VR-636)	1:64	3 minutes
Human Hepatitis B virus [HBV] (Duck Hepatitis B virus [DHV] as the surrogate)		1:64	3 minutes
Human Hepatitis C virus [HCV] (Bovine Viral Diarrhea virus [BVD] as the surrogate)		1:64	3 minutes
Herpes Simplex virus type 1 [Strain F1]	(ATCC VR-733)	1:64	3 minutes
Herpes Simplex virus type 2 [Strain G]	(ATCC VR-734)	1:64	3 minutes
Human Immunodeficiency virus [type 1] [HIV-1]		1:64	3 minutes
Human Coronavirus [Strain 229E]	(ATCC VR-740)	1:64	3 minutes
Influenza A virus	(ATCC VR-544)	1:64	3 minutes
[Influenza A virus (Novel H1N1)] [2009 Pandemic Influenza A virus H1N1] (CDC # 2009712192) [Strain A/Mexico/4108/2009]		1:64	3 minutes
Middle East Respiratory Syndrome Coronavirus (MERS-CoV) (Strain EMC/2012)		1:64	3 minutes
Murine Norovirus (Strain S99)		1:64	3 minutes
Norovirus (Feline Calicivirus as the surrogate)	(ATCC VR-782)	1:64	3 minutes
Parainfluenza virus [type 3] [Strain C243]	(ATCC VR-93)	1:64	3 minutes
Poliovirus [type 1] [Strain Chat]	(ATCC VR-1562)	1:64	3 minutes
Rabies Virus	(ATCC VR-139)	1:64	3 minutes
Respiratory Syncytial Virus (RSV)	(ATCC VR-26)	1:64	3 minutes

{Note to Agency: Text appearing in [brackets] or (parenthesis) is done to show interchangeable or optional text. Commas may be added where needed. Any language which appears between {braces} and is italicized is for administrative purposes only and will NOT appear on final printed label. Listed uses and use sites can be used partially or in their entirety. }

Rhinovirus [type 37] [Strain 151-1]	(ATCC VR-1147)	1:64	3 minutes
Rotavirus [Strain WA]	(ATCC VR-2018)	1:64	3 minutes
SARS-CoV-2 (Omicron Variant) [Strain: hCoV-19/USA/MD/HP20874/2021]		1:64	1 minute
Vaccinia virus [Strain WR]	(ATCC VR-119)	1:64	3 minutes

**FUNGICIDAL:** {Note to reviewer: Only one of the following statements will be on the product label}

(This product [or product name] is fungicidal at a 1:64 dilution [2 oz. of product per gallon of water] [in the presence of 200 ppm hard water (based on 200 ppm hard tap water equivalency to 400 ppm synthetic water), 5% serum load] and a 3-minute contact time, unless otherwise noted)

{or }

(at a 1:64 dilution, in the presence of 5% serum load, and 3 minutes contact time on hard, non-porous environmental surfaces.)

(Organism)	(ATCC Number)	(Dilution)	(Contact Time)
Candida albicans	(ATCC 10231)	1:64	3 minutes
Microsporum canis	(ATCC 10214)	1:64	3 minutes
Trichophyton interdigitale	(ATCC 9533)	1:64	3 minutes

**Non-Food Contact Surface Sanitizer for hard non-porous surfaces:**

{Note to reviewer: Only one of the following statements will be on the product label}

at a 1:64 dilution [2 oz. of product per gallon of water] [in the presence of 200 ppm hard water (based on 200 ppm hard tap water equivalency to 400 ppm synthetic water), 5% serum load] and a 30-second contact time

{or }

(at a 1:64 dilution with a 30 second contact time)

(Organism)	(ATCC Number)	(Dilution)	(Contact Time)
<i>Acinetobacter baumannii</i> ,	(ATCC 19606)	1:64	30 seconds
<i>Klebsiella aerogenes</i> (formerly <i>Enterobacter aerogenes</i> ),	(ATCC 13048)	1:64	30 seconds
<i>Enterococcus faecalis</i> , (Resistant to Vancomycin [VRE])	(ATCC 51299)	1:64	30 seconds
<i>Escherichia coli</i> O157:H7,	(ATCC 43888)	1:64	30 seconds
<i>Listeria monocytogenes</i> ,	(ATCC 19117)	1:64	30 seconds
<i>Pseudomonas aeruginosa</i> ,	(ATCC 15442)	1:64	30 seconds
<i>Salmonella enterica</i> , (formerly known as <i>Salmonella choleraesuis</i> )	(ATCC 10708)	1:64	30 seconds
<i>Staphylococcus aureus</i> ,	(ATCC 6538)	1:64	30 seconds
<i>Staphylococcus aureus</i> , (Resistant to Methicillin [MRSA])	(ATCC 33591)	1:64	30 seconds

{Note to Agency: Text appearing in [brackets] or (parenthesis) is done to show interchangeable or optional text. Commas may be added where needed. Any language which appears between {braces} and is italicized is for administrative purposes only and will NOT appear on final printed label. Listed uses and use sites can be used partially or in their entirety. }

### Non-Food Contact Surface Sanitizer for hard non-porous surfaces:

{Note to reviewer: Only one of the following statements will be on the product label}

at a 1:128 dilution [1 oz. of product per gallon of water] [in the presence of 200 ppm hard water (based on 200 ppm hard tap water equivalency to 400 ppm synthetic water), 5% serum load] and a 90-second contact time

{ or }

(at a 1:128 dilution with a 90 second contact time)

(Organism)	(ATCC Number)	(Dilution)	(Contact Time)
<i>Campylobacter jejuni</i>	(ATCC 29428)	1:128	90 seconds
<i>Klebsiella aerogenes</i> (formerly <i>Enterobacter aerogenes</i> ),	(ATCC 13048)	1:128	90 seconds
<i>Escherichia coli</i> O157:H7,	(ATCC 43888)	1:128	90 seconds
<i>Listeria monocytogenes</i> ,	(ATCC 19117)	1:128	90 seconds
<i>Pseudomonas aeruginosa</i> ,	(ATCC 15442)	1:128	90 seconds
<i>Salmonella enterica</i> , (formerly known as <i>Salmonella choleraesuis</i> )	(ATCC 10708)	1:128	90 seconds
<i>Staphylococcus aureus</i> ,	(ATCC 6538)	1:128	90 seconds

### Soft Surface<sup>†</sup> Spot Sanitizer {Note to reviewer: Only one of the following statements will be on the product label}

(This product [or product name] sanitizes soft surfaces at a 1:64 dilution [2 oz. of product per gallon of water] [in the presence of 200 ppm hard water (based on 200 ppm hard tap water equivalency to 400 ppm synthetic water), 5% serum load] and a 1-minute contact time, unless otherwise noted:)

{ or- }

(at a 1:64 dilution, in the presence of 5% serum load and 1 minute contact time on cotton or polyester fabrics (surfaces))

(Organism)	(ATCC Number)	(Dilution)	(Contact Time)
<i>Staphylococcus aureus</i> ,	(ATCC 6538)	1:64	1 minute
<i>Enterobacter aerogenes</i> ,	(ATCC 13048)	1:64	1 minute
<i>Enterococcus faecalis</i> , (Resistant to Vancomycin [VRE])	(ATCC 51575)	1:64	1 minute
<i>Staphylococcus aureus</i> , (Resistant to Methicillin [MRSA])	(ATCC 33592)	1:64	1 minute

**Malodor(s) (Activity) (Odor) (Counteractancy):** Reduces [eliminates 99.9%] [destroys] odors and odor-causing bacteria on hard, non-porous surfaces in restroom areas, behind and under sinks and counters, and storage areas (and other places where bacterial growth can cause malodors), (when used as directed at a 1:64 dilution) (2 oz. of product per gallon of water), in the presence of 200 ppm hard water (based on 200 ppm hard tap water equivalency to 400 ppm synthetic water), in [and a] 30 second[s] [contact time].

**For Use as a [Daily] [Bactericide] [One-Step] Cleaner/Disinfectant:** Dilute at 2 oz. of product per gallon of water (1:64)

1. Pre-clean visibly soiled areas.
2. Spray 6-8 inches from hard, non-porous surfaces [until thoroughly wet].
3. Allow surfaces to remain wet for 3 minutes.
4. Wipe [surfaces] dry [or] [and] [allow to air dry] [rinse].

**For Use as a \*Virucide:** Dilute at 2 oz. of product per gallon of water (1:64).

1. Pre-clean visibly soiled areas.
2. Spray Use Solution until thoroughly wet.
3. Let stand for 3 minutes. (For SARS-CoV-2, a 1 minute contact time is required.)
4. Wipe surfaces (and let air dry).

*{Note to Agency: Text appearing in [brackets] or (parenthesis) is done to show interchangeable or optional text. Commas may be added where needed. Any language which appears between {braces} and is italicized is for administrative purposes only and will NOT appear on final printed label. Listed uses and use sites can be used partially or in their entirety. }*

**To Kill Fungi:** Dilute at 2.0 oz. of product per gallon of water (1:64). Pre-clean heavily soiled areas. Spray Use Solution to hard, non-porous environmental surfaces. Allow surface to remain wet for 3 minutes. Wipe surfaces (and let air dry).

**To Sanitize [Soft Surfaces<sup>†</sup>] [Fabrics<sup>†</sup>]:** Dilute at 2 oz. of product per gallon of water (1:64)

1. Hold bottle upright [6" - 8"] [inches] from surface.
2. Spray until fabric is damp. DO NOT SATURATE.
3. Let stand for 1 minute.
4. Allow to air dry.
5. [For difficult odors or heavy fabrics, repeat application] [Reapply as necessary].

[To test for color fastness, locate a small inconspicuous area on your fabric and apply the solution as per the use directions. Once dry, evaluate discoloration]

**To Sanitize Non-Food Contact Surfaces:** Dilute at 2.0 oz. of product per gallon of water (Dilute 1:64).

1. Pre-clean visibly soiled hard non-porous surfaces.
2. Spray Use Solution 6-8 inches from surfaces until thoroughly wet.
3. Let stand for 30 seconds.
4. Wipe surfaces (and let air dry).

[Not for use on food contact surfaces or on food preparation areas.]

**To Sanitize Non-Food Contact Surfaces:** Dilute at 1.0 oz. of product per gallon of water (Dilute 1:128).

1. Pre-clean visibly soiled hard non-porous surfaces.
2. Spray Use Solution 6-8 inches from surfaces until thoroughly wet.
3. Let stand for 90 seconds.
4. Wipe surfaces (and let air dry).

[Not for use on food contact surfaces or on food preparation areas.]

**For Use as a Bactericide, Fungicide and \*Virucide with (a) (an) [Mechanical Sprayer] [Pressure Sprayer]:** Dilute product at 2.0 of product per gallon of water (1:64) and fill tank.

1. Pre-clean visibly soiled areas.
2. Spray 6-8 inches from hard, non-porous environmental surfaces, making sure to wet surfaces thoroughly.
3. All surfaces must remain wet for 3 minutes for bactericidal, fungicidal and \*virucidal efficacy. (For SARS-CoV-2, a 1 minute contact time is required.)
4. Let air dry.

**For Use to Clean and Disinfect [Shower Rooms], [Locker Rooms] [and] [Other] Large, Open Areas with Floor Drains:**

Dilute at 2.0 oz. of product per gallon of water (1:64).

1. Pre-clean visibly soiled areas.
2. Spray Use Solution 6-8 inches from floors, walls and ceilings making sure not to over spray. To disinfect, all surfaces must remain wet for 3 minutes.
3. Scrub using a deck brush or other coarse material as necessary.
4. Rinse surfaces thoroughly and let air dry.

(NOTE: When cleaning floors position wet-floor signs around area to be cleaned. Floors will be slippery when wet or contaminated with foreign materials.)

**[For Use as] [Instructions for use as] a Boot Spray:** Dilute 2 oz of product per gallon of water (1:64).

1. Using a (stiff) (bristled) (hand) brush (or) (scraper), remove organic matter from the boot (or) (shoe). (Pay particular attention to the sole).
2. Spray 6-8 inches from hard, non-porous surfaces of the boot (or) (shoe) with the product [or product name] and scrub using a (soft) (hand) brush making sure that the boot is washed thoroughly with the product [or product name]. (Pay particular attention to the sole.) Allow the boot (or) (shoe) to remain wet for 3 minutes for bactericidal, fungicidal, and \*virucidal efficacy.
3. Diluted solution [product name] is good for (30) (45) (90) (150) days in a closed container.

*{Note to Agency: Text appearing in [brackets] or (parenthesis) is done to show interchangeable or optional text. Commas may be added where needed. Any language which appears between {braces} and is italicized is for administrative purposes only and will NOT appear on final printed label. Listed uses and use sites can be used partially or in their entirety. }*

**For Use as a Cleaner/Disinfectant in Non-Food Handling Areas of Food Processing Plants:** Dilute at 2.0 oz. of product per gallon of water (1:64)

1. Spray Use Solution 6-8 inches evenly over hard, dry non-porous surfaces. Be sure to wet all surfaces thoroughly.
2. Allow product to remain on surface for 3 minutes.
3. Wipe with clean cloth, sponge or paper towel.
4. For visibly soiled areas, thoroughly clean surface prior to disinfecting.

---

**\*KILLS HIV-1, HCV and HBV ON PRE-CLEANED ENVIRONMENTAL SURFACES/OBJECTS PREVIOUSLY SOILED WITH BLOOD/BODY FLUIDS** in health care settings (Hospitals, Nursing Homes) and other settings in which there is an expected likelihood of soiling of inanimate surfaces/objects with blood/body fluids, and in which the surfaces/objects likely to be soiled with blood/body fluids can be associated with the potential for transmission of Human Immunodeficiency Virus Type 1 [HIV-1] (associated with AIDS), Hepatitis C Virus [HCV] or Hepatitis B Virus [HBV].

**SPECIAL INSTRUCTIONS FOR CLEANING AND DECONTAMINATION AGAINST HIV-1 (AIDS VIRUS), HCV OR HBV OF SURFACES/OBJECTS SOILED WITH BLOOD/BODY FLUIDS.**

**Personal Protection:** Disposable Protective Gloves (latex, nitrile, or vinyl) gloves, gowns, face masks, and eye coverings, must be worn during all cleaning of body fluids, blood, and decontamination procedures.

**Cleaning Procedures:** Blood/body fluids must be thoroughly cleaned from surfaces/objects before application of this product.

**Contact Time:** Allow surface to remain wet for 3 minutes to kill \*HIV-1, \*HCV and \*HBV,.

**Disposal of Infectious Material:** Blood/body fluids must be autoclaved and disposed of according to Federal, State, and local regulations for infectious waste disposal.

---

**To Control Mold and Mildew:**

Spray 6 – 8 inches from hard, nonporous surfaces until completely wet. Let air dry (or wipe surface dry) (or rinse). Repeat application weekly or when growth reappears.

**To Clean (and/or Deodorize):**

[Spray] {or} [Spray/apply] product (by) (wipe,) (sponge,) (paper towel,) (by pumping (pushing) (down on) top of the unit once (twice) (three) (a few times)) to hard, non-porous inanimate surfaces. Wipe surfaces dry (or rinse) (or allow to air dry). Repeat for visibly soiled areas. For stubborn stains or visibly soiled areas or tougher jobs, allow product to penetrate (dirt) before wiping.

**To Spot Clean:** Spray and wipe clean with damp sponge (, mop) or cloth.

**To Clean/Remove Soap Scum:**

(Just) spray on (soils) and wipe off (with a dry paper towel or lint-free cloth or microfiber cloth or sponge). No rinsing necessary. (For best results, use a dry paper towel or lint-free cloth or microfiber cloth or sponge.) Repeat for visibly soiled areas. (For stubborn stains or visibly soiled areas or tougher jobs, allow product to penetrate (dirt -and/or- soap scum) before wiping.) (For best results, use regularly to prevent dirt and soap scum build up).

**To Clean (Non-Porous) Surfaces (and/or) (Small Areas of Floors):** Spray soiled area, then wipe clean.

**To Spot Clean Carpet:** Spray a light even coating (from 6 – 8 inches above) on soiled area of the carpet until damp. Gently blot area with a clean, damp, color-safe cloth. Repeat as needed (for stubborn stains). Let air dry. Vacuum.

**(++Allergen Destruction)**

**++To Clean and Remove Specified Allergens:** Spray, wait 1 minute, and wipe excess. (Allow to air dry) (or) (rinse). (If streaking is observed, wipe with a clean, damp (cloth or) paper towel.)

Allergens:

*{Note to Agency: Text appearing in [brackets] or (parenthesis) is done to show interchangeable or optional text. Commas may be added where needed. Any language which appears between {braces} and is italicized is for administrative purposes only and will NOT appear on final printed label. Listed uses and use sites can be used partially or in their entirety. }*

- Cockroach matter -or- particles
- Dust mite matter -or- particles
- Pet dander -or- dog and cat dander

**(To prepare Use Solution:) (Use Dilution Made Easy:) (Dilution Chart:)**

Ratio	Per Gallon of Water	Per Liter of Water	Per 32 oz of Water
1:64	2 oz	16 mL	[0.5 oz] [1/2 oz]
1:128	1 oz	8 mL	[0.25 oz] [1/4 oz]
1:256	0.5 oz	4 mL	[0.125 oz] [1/8 oz]

***{Packaging Related Instructions}***

***{Appropriate language will be selected from this list, depending on packaging.}***

***{For Multiple Dilution Dispensers}***

*{Note to reviewer: The directions that appear for specific container sizes will be substituted for the sentence below only on multiple dilution containers.}*

**(GENERAL DISPENSER INSTRUCTIONS)** *{Note to reviewer: These instructions may be substituted for any dispensing device to prepare the use solution:}* (Remove cap and) insert cartridge into dispenser. Note: See dispenser instructions for proper cartridge placement. Once cartridge is properly inserted into dispenser, follow dispenser use instructions to dispense a 1:64 solution into a [bottle] [container].

**J-FILL® DISPENSING SYSTEMS** (84.5 oz. (2.5 L) containers) - (Remove cap and) insert cartridge into dispenser.

Note: See dispenser instructions for proper cartridge placement. Once cartridge is in place, (squeeze the handle) (or) (press the button) to dispense a 1:64 solution into a [bottle] [container].

**RTD® SYSTEMS** (1.5 or 5 L containers) - Using the RTD unit, dispense product into a (sprayer), (bottle), (container). For (Disinfection) (and) (Cleaning) (of) (use as a non-food contact sanitizer) set the control knob to the setting, which provides 2 oz. of product per gallon of water dilution (1:64).

For \*Virucidal set the control knob to the setting, which provides 2 oz. of product per gallon of water dilution (1:64).

For Use as a Cleaner/Degreaser and Deodorizer set the control knob to the setting, which provides 1 oz. of product per gallon of water dilution (1:128).

For Use as a Cleaner/Degreaser set the control knob to the setting which provides ½ oz. of product per gallon of water dilution (1:256).

**[For READY TO DISPENSE (RTD® Systems]**

*{Optional}*

Ready to Dispense (RTD® is a(n) [unique] [innovative] method to [simply], [accurately], (and) [reliably] [dilute] (and) [dispense] a concentrate into a [bottle] [container] without the need for (expensive) dilution equipment.


*{Optional}*

1. Connect	Connect RTD® to quick connect hose adapter.	RTD® can be used anywhere, without the need for permanent and costly equipment in the (facility), (spa), (salon), (lab), (practice).
------------	---	--



*{Note to Agency: Text appearing in [brackets] or (parenthesis) is done to show interchangeable or optional text. Commas may be added where needed. Any language which appears between {braces} and is italicized is for administrative purposes only and will NOT appear on final printed label. Listed uses and use sites can be used partially or in their entirety. }*

2. Select	Select dilution.	RTD <sup>®</sup> avoids the need for measurement, providing consistent and accurate dilution every time with no waste.
3. Fill	Depress trigger to dispense. Once the solution has been dispensed into a bottle turn the control knob to the OFF position.	RTD <sup>®</sup> eliminates interaction with the concentrated solution, which helps to simplify OSHA compliance and improves safety in the (facility), (spa), (salon), (lab), (practice).

For Disinfection (and) (Cleaning), (Non-Food Contact Sanitizing) and Deodorizing (Deodorization) set the control knob to the



( ) or ( ) setting which provides 2 oz. of product per gallon of water dilution (1:64).



For Use as a Cleaner/Degreaser set the control knob to the ( ) or ( ) setting which provides ½ oz. of product per gallon of water dilution (1:128 or 1:256).

#### **[For Smart DOSE™ Systems]**

*{Optional}*

Smart DOSE™ is a(n) [simple] [easy to use], (and) [portable] [unit], [format] [product] that goes anywhere you go. Simply select your desired dosing icon, pull up and pump [once] [twice] [one time] [two times] [three times] [four times] [eight times], (depending on your desired dilution), then push the knob down to dispense the accurate amount of concentrate.

*{Optional}*

Smart DOSE™ is a(n) [simple] [easy to use], (and) [portable] [unit] [format] [product] that goes anywhere you go. Simply select your desired dosing icon, pull up, then push the knob down to dispense the accurate amount of concentrate.

*{Optional}*

1. Select	Turn the control knob to select the desired icon – bottle (0.5oz per pump)	Smart DOSE™ was designed to be easy to use without the need for (permanent) and (costly) (equipment), (eliminates (inaccurate) manual dilution) (or) (the need for a water) (hook up) (or) (source).
2. Pull	Pull up on the control knob one time to prime the pump	(The Smart DOSE™) (ergonomic design enhances your comfort and ease of use). (Easy to read icons reduces the need for staff training and misuse.) (The built in) (dispenser delivers better cost control than any other dosing system). (The precise dose of concentrate allows for accurate dilutions, reducing overuse and reduces the risk of outbreaks.)
3. Push	Push the control knob down fully to pump a precise dose of concentrate needed for the correct dilution when mixed with water	Smart DOSE™ helps you minimize unwanted contact with the concentrate solution with an (anti-drip spout) and (Spill-Tite™) (sonically- welded head). (This helps to simplify OSHA compliance and improves safety in the facility.)

{Note to Agency: Text appearing in [brackets] or (parenthesis) is done to show interchangeable or optional text. Commas may be added where needed. Any language which appears between {braces} and is italicized is for administrative purposes only and will NOT appear on final printed label. Listed uses and use sites can be used partially or in their entirety. }

**Smart DOSE™ SYSTEMS (1.5 or 5L containers)** - Using the Smart DOSE™ unit, dispense product into a (bottle) (container) (trigger sprayer) (32oz bottle) (1-quart bottle)

1. Select the Bottle Icon on the Control Tab.
2. Pull up on the control knob one time to prime the pump.
3. Push the control knob down fully to pump the desired dose of concentrate into a secondary container.

{The following dilution table is optional on the label}

(Dilution)	(Pumps required per) [32oz] (or) [1 US quart] [bottle] [container] (of water)
1:64	1 Pump

---

## (Refill)

### (To Refill Concentrate from Large Containers into Smaller Containers:)

This product may be used to fill and refill clean, properly labeled containers for dilution elsewhere within your facility. Make sure the small container has been cleaned, dried and properly labeled. Also make sure other items (funnels or hand pumps) are properly cleaned and dried. To refill, simply pour (or pump product) from the larger container directly into the smaller one being careful not to spill any product. Keep both containers sealed when not in use.

(Recommended to dispense with plastic trigger)

Bactericidal Stability of Use Solution: [Tests show] this product {or product name} [is a disinfectant], when diluted at 1:64 dilution (2 oz. of product per gallon of water) [in the presence of 200 ppm hard water (based on 200 ppm hard tap water equivalency to 400 ppm synthetic water), 5% serum load], remains effective against *Staphylococcus aureus*, *Salmonella enterica* and *Pseudomonas aeruginosa* for up to (30) (45) (90) (150) days in storage as long as the bottle remains sealed. If the use solution becomes visibly dirty or contaminated, it must be discarded and a fresh product prepared. Always use clean, dry containers when diluting this product.

---

## [Storage and Disposal for Institutional Use Products]

### Storage and Disposal

Do not contaminate water, food or feed by storage or disposal.

#### Pesticide (Product) Storage

Do not reuse empty container (unless refilling from a larger container of the same product according to the refilling directions).

#### Pesticide (Product) Disposal

Pesticide wastes are acutely hazardous. Improper disposal of excess pesticide, spray mixture or rinsate is a violation of federal law. If these wastes cannot be disposed of by use according to label instructions, contact your state pesticide or environmental control agency, or hazardous waste representative at the nearest EPA regional office for guidance.

### Container Handling

*{Note to Agency: Text appearing in [brackets] or (parenthesis) is done to show interchangeable or optional text. Commas may be added where needed. Any language which appears between {braces} and is italicized is for administrative purposes only and will NOT appear on final printed label. Listed uses and use sites can be used partially or in their entirety. }*

#### ***{For Non-Refillable Sealed Containers}***

Nonrefillable container. Do not reuse or refill this container. Wrap empty container and put in trash.

#### ***{For Small Non-Refillable Containers {5 Gallons or Smaller}***

Nonrefillable container. Do not reuse or refill this container. Clean container promptly after emptying. Triple rinse as follows: Empty the remaining contents into application equipment or a mix tank and drain for 10 seconds after the flow begins to drip. Fill the container  $\frac{1}{4}$  full with water and recap. Shake for 10 seconds. Pour rinsate into application equipment or a mix tank or store rinsate for later use or disposal. Drain for 10 seconds after the flow begins to drip. Repeat this procedure two more times. Offer for recycling, if available.

#### ***{For Large Non-Refillable Containers {Larger than 5 Gallons}***

Nonrefillable container. Do not reuse or refill this container. Clean container promptly after emptying. Triple rinse as follows: Empty the remaining contents into application equipment or a mix tank. Fill the container  $\frac{1}{4}$  full with water. Replace and tighten closures. Tip container on its side and roll it back and forth, ensuring at least one complete revolution, for at least 30 seconds. Stand the container on its end and tip it back and forth several times. Empty the rinsate into application equipment or a mix tank or store rinsate for later use or disposal. Repeat this procedure two more times. Offer for reconditioning, if appropriate.

*{or}*

Nonrefillable container. Do not reuse or refill this container. Clean container promptly after emptying. Pressure rinse as follows: Empty the remaining contents into application equipment or a mix tank and continue to drain for 10 seconds after the flow begins to drip. Hold container upside down over application equipment or a mix tank or collect rinsate for later use or disposal. Insert pressure-rinsing nozzle in the side of the container, and rinse at about 40 PSI for at least 30 seconds. Drain for 10 seconds after the flow begins to drip. Offer for reconditioning, if appropriate.

#### ***{For Refillable Containers}***

Refillable container. Refill this container with this product [*or product name*] only. Do not reuse this container for any other purpose. [Pressure rinsing the container] [Cleaning the container] before final disposal is the responsibility of the person disposing of the container. Cleaning before refilling is the responsibility of the refiller. To clean the container prior to final disposal, empty the remaining contents from this container into application equipment or mix tank. Fill the container about 10 percent full with water. Agitate vigorously or recirculate water with the pump for 2 minutes. Pour or pump rinsate into application equipment or rinsate collection system. Repeat this rinsing procedure two more times. Then offer for recycling if available or puncture and dispose of in a sanitary landfill, or by incineration, or, if allowed by state and local authorities, by burning. If burned, stay out of smoke.

---

#### ***{Storage and Disposal for Residential Use Products}***

*{Note to reviewer: Residential use products will only be sold in non-refillable containers of 1 gallon or less}*

## **Storage and Disposal**

### **[Pesticide] [Product] Storage**

Store in original container in areas inaccessible to small children. Keep securely closed.

*{Note to Agency: Text appearing in [brackets] or (parenthesis) is done to show interchangeable or optional text. Commas may be added where needed. Any language which appears between {braces} and is italicized is for administrative purposes only and will NOT appear on final printed label. Listed uses and use sites can be used partially or in their entirety. }*

## **[Pesticide] [Product] Disposal**

Pesticide wastes are acutely hazardous. Improper disposal of excess pesticide, spray mixture or rinsate is a violation of federal law. If these wastes cannot be disposed of by use according to label instructions, contact your state pesticide or environmental control agency, or hazardous waste representative at the nearest EPA regional office for guidance.

## **Container Handling**

Non-refillable container. Do not reuse or refill this container. Wrap [container] and put in trash or offer for recycling if available.

### ***{Claims against Emerging Viral Pathogens}***

*This product qualifies for emerging viral pathogen claims per the EPA's 'Guidance to Registrants: Process for Making Claims Against Emerging Viral Pathogens not on EPA-Registered Disinfectant Labels' when used in accordance with the appropriate use directions indicated below.*

*This product meets the criteria to make claims against certain emerging viral pathogens from the following viral categories:*

- *Enveloped viruses*
- *Large, non-enveloped viruses*
- *Small, non-enveloped viruses*

<i>For an emerging viral pathogen that is a/an...</i>	<i>...follow the directions for use for the following organisms on the label:</i>
<i>Enveloped virus</i>	<i>Poliovirus Type 1 (Strain Chat)</i>
<i>Large, non-enveloped virus</i>	<i>Poliovirus Type 1 (Strain Chat)</i>
<i>Small, non-enveloped virus</i>	<i>Canine Parvovirus</i>

*The statements shall be made only through the following communications outlets: technical literature distributed exclusively to health care facilities, physicians, nurses and public health officials, "1-800" consumer information services, social media sites and company websites (non-label related). These statements shall not appear on marketed (final print) product labels.*

### ***{Acceptable claim language:}***

*[Product name] has demonstrated effectiveness against viruses similar to [name of emerging virus] on hard, non-porous surfaces. Therefore, [Product name] can be used against [name of emerging virus] when used in accordance with the directions for use against [Poliovirus type 1] [Canine Parvovirus] on hard, non-porous surfaces. Refer to the [CDC or OIE] website at {pathogen-specific website address} for additional information.*

*{or}*

*[Name of illness/outbreak] is caused by [name of emerging virus]. [Product name] kills similar viruses and therefore can be used against [name of emerging virus]. when used in accordance with the directions for use against [Poliovirus type 1] [Canine Parvovirus] on hard, non-porous surfaces. Refer to the [CDC or OIE] website at [website address] for additional information.*

## **ENVIRONMENTAL HAZARDS {for containers of 5 gallons or 50 lbs. or more}**

Do not discharge effluent containing this product into lakes, streams, ponds, estuaries, oceans or other waters unless in accordance with the requirements of a National Pollutant Discharge Elimination System (NPDES) permit and the permitting

{Note to Agency: Text appearing in [brackets] or (parenthesis) is done to show interchangeable or optional text. Commas may be added where needed. Any language which appears between {braces} and is italicized is for administrative purposes only and will NOT appear on final printed label. Listed uses and use sites can be used partially or in their entirety. }

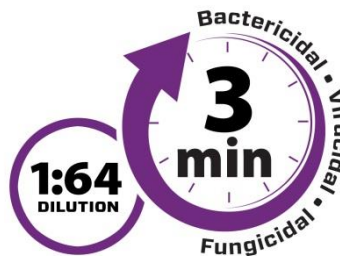
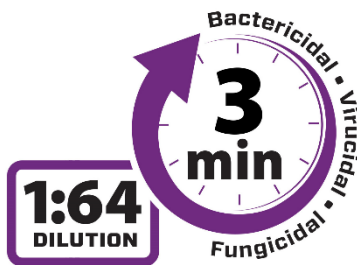
agency has been notified in writing prior to discharge. Do not discharge effluent containing this product to sewer systems without previously notifying the local sewage treatment plant authority. For guidance contact your State Water Board or Regional Office of the EPA.

## Precautionary Statements

### Hazard to Humans and Domestic Animals

**DANGER:** Corrosive. Causes irreversible eye damage. Prolonged or frequently repeated skin contact may cause allergic reactions in some individuals. Do not get in eyes or on clothing. Harmful if swallowed. Harmful if inhaled. Avoid contact with skin or clothing and breathing vapor from the [undiluted] concentrate product. Wear goggles [or face shield] and chemical resistant gloves. Wash thoroughly with soap and water after handling and before eating, drinking, chewing gum, using tobacco or using the toilet. Remove and wash contaminated clothing before reuse. [After product is diluted in accordance with the directions for use, chemical resistant gloves and goggles or face shield are not required.]

*{Graphics - May be placed anywhere on the label}*



*{Footnotes for Symbols Mentioned in Label}*

++ Claims against non-living allergens

\* Viruses

† Soft Surface Sanitizer for use on plain cotton weave and 100% polyester fabric

*{Note to Agency: Text appearing in [brackets] or (parenthesis) is done to show interchangeable or optional text. Commas may be added where needed. Any language which appears between {braces} and is italicized is for administrative purposes only and will NOT appear on final printed label. Listed uses and use sites can be used partially or in their entirety. }*

## REFERENCE SHEET

# OXIVIR<sup>®</sup> Three 64

*{Insert verbatim any Claims statements from the Claims sections from above.}*

### **DIRECTIONS FOR USE:**

It is a violation of Federal Law to use this product in a manner inconsistent with its labeling.

*{Insert verbatim any set(s) of Directions for Use from above.}*

See the container label for use directions and additional required information for, (First Aid,) (Precautionary Statements,) (Environmental Hazards) (and) (Storage and Disposal).

EPA Reg. No. 70627-82

[Manufactured for:] © 2020 Diversey, Inc., P.O. Box 19747, Charlotte, NC 28219-0747 U.S.A. All Rights Reserved.