

70627-58

09/04/2008

1/17

UNITED STATES ENVIRONMENTAL PROTECTION AGENCY  
WASHINGTON, D.C. 20460

SEP 4 2008



Office of Pesticide Programs

JohnsonDiversey  
8310 16<sup>th</sup> Street  
P.O. Box 902  
Sturtevant, WI 53177-0902

Attention: Lisa M. Amadio  
Registered Products Manager

Subject: Oxy-Team Disinfectant Cleaner  
EPA Registration No. 70627-58  
Notification Dated August 4, 2008

This will acknowledge receipt of your notification to add an asterisk to each virus listed on the label per the requirement of the State of California, submitted under the provisions of FIFRA Section 3(c)(9). Based on a review of the submitted material, the following comments apply.

The Notification is in compliance with PR Notice 98-10 and is acceptable. This information has been added to your file.

If you have any questions concerning this letter, please contact Martha Terry at (703) 308-6217.

Sincerely

A handwritten signature in black ink, appearing to read "M. Swindell".

Marshall Swindell  
Product Manager (33)  
Regulatory Management Branch 1  
Antimicrobials Division (7510P)



United States  
**Environmental Protection Agency**  
 Washington, DC 20460

☐ Registration  
☐ Amendment  
☒ Other

OPP Identifier Number

### Application for Pesticide - Section I

1. Company/Product Number <b>70627-58</b>	2. EPA Product Manager Marshall Swindell	3. Proposed Classification <input checked="" type="checkbox"/> None <input type="checkbox"/> Restricted
3. Company/Product (Name) <b>Oxy-Team™ Disinfectant Cleaner</b>	PM# 33	
5. Name and Address of Applicant (Include ZIP Code) <b>JohnsonDiversey, Inc. 8310 16<sup>th</sup> Street, MS 707 Sturtevant, WI 53177-0902</b> <input type="checkbox"/> Check if this is a new address	6. <b>Expedited Review.</b> In accordance with FIFRA Section 3 (c) (3) (b) (i), my product is similar or identical in composition and labeling to: EPA Reg. No. _____ Product Name _____	

### Section - II

<input type="checkbox"/> Amendment - Explain below	<input type="checkbox"/> Final printed labels in response to Agency letter dated _____
<input type="checkbox"/> Resubmission in response to Agency letter dated _____	<input type="checkbox"/> "Me Too" Application.
<input checked="" type="checkbox"/> Notification - Explain below.	<input type="checkbox"/> Other - Explain below.

**Explanation:** Use additional Page(s) if necessary. (For section I and Section II)

Label Notification: Per the requirement of the State of California, JDI is adding an "\*\*\*" to each virus listed on the label and reference sheet.

Contact Information: Lisa M. Amadio at lisa.amadio@johnsondiversey.com or Fax: 262-631-2731.

### Section - III

1. Material This Product Will Be Packaged In:			
Child-Resistant Packaging <input type="checkbox"/> Yes* <input checked="" type="checkbox"/> No	Unit Packaging <input type="checkbox"/> Yes <input checked="" type="checkbox"/> No If "Yes" Unit Packaging wt.   No. per Container	Water Soluble Packaging <input type="checkbox"/> Yes <input checked="" type="checkbox"/> No If "Yes" Unit Package wt.   No. Per Container	2. Type of Container <input type="checkbox"/> Metal <input checked="" type="checkbox"/> Plastic <input type="checkbox"/> Glass <input type="checkbox"/> Paper <input type="checkbox"/> Other (Specify) _____
3. Location of Net Contents Information <input checked="" type="checkbox"/> Label <input type="checkbox"/> Container		4. Size(s) Retail Container <b>32, 64 and 84.5 oz.; 1.5 and 5 L, 1 gallon</b>	5. Location of Label Directions <input checked="" type="checkbox"/> On Label <input checked="" type="checkbox"/> On Labeling accompanying product
6. Manner in Which Label is Affixed to Product <input type="checkbox"/> Lithograph <input checked="" type="checkbox"/> Paper glued <input type="checkbox"/> Stenciled <input type="checkbox"/> Other _____			

### Section - IV

1. Contact Point (Complete items directly below for identification of individual to be contacted if necessary to process this application.)			
Name Lisa M. Amadio	Title Registered Products Manager	Telephone No. (Include Area Code) (262) 631-4241	
<b>Certification</b> I certify that the statements which I have made on this form and all attachments are true, accurate and complete. I acknowledge that any knowingly false or misleading statement may be punishable by fine or imprisonment or both under applicable law.			6. Date Application Received (Stamped)
2. Signature <i>Lisa M. Amadio</i>	3. Title Registered Products Manager		
4. Typed Name Lisa M. Amadio	5. Date 8-4-08		

33  
JohnsonDiversey, Inc.  
8310 16th Street  
P.O. Box 902  
Sturtevant, WI 53177-0902

3/17

JohnsonDiversey  
Clean is just the beginning



August 4, 2008

COURIER

Document Processing Desk (NOTIF)  
Office of Pesticide Programs (7510P)  
U. S. Environmental Protection Agency  
Antimicrobial Division  
One Potomac Yard,  
2777 S. Crystal Drive  
Arlington, VA 22202

Ladies and Gentlemen:

Subject: Notification of Label Amendment for Oxy-Team Disinfectant Cleaner  
EPA Reg. No. - 70627-58


Per the requirement of the State of California, JohnsonDiversey, Inc. is adding an asterisk to each virus listed on the label as discussed with Demson Fuller. Enclosed are the following documents in support of the notification:

- An Application Form (EPA Form 8750-1)
- Two (2) copies of the proposed labeling
- Electronic Version of Proposed Label
- Certification Statement for Electronic Labeling

If you have any questions regarding this notification, please don't hesitate to contact me at 262-631-4241.

Sincerely,

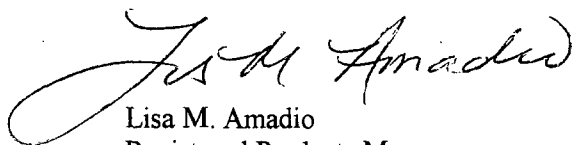
Lisa M. Amadio  
Registered Products Manager



4/17

August 4, 2008  
Page 2

This Notification is consistent with the provisions of PR Notice 98-10 and EPA regulations at 40 CFR 152.46, and no other changes have been made to the labeling or the confidential statement of formula of this product. I understand that it is a violation of 18 U.S.C. Sec. 1001 to willfully make any false statements to EPA. I further understand that if this notification is not consistent with the terms of PR Notice 98-10 and 40 CFR 152.46, this product may be in violation of FIFRA and I may be subject to enforcement action and penalties under section 12 and 14 of FIFRA.



Lisa M. Amadio  
Registered Products Manager

RECEIVED  
EPA  
OFFICE OF  
REGISTRATION  
AND  
TOXIC SUBSTANCES  
ADMINISTRATION  
WASHINGTON, D.C.  
20460  
AUG 14 2008

5/17

JohnsonDiversey



Marked  
Copy

## OXY-TEAM™ DISINFECTANT CLEANER

### ONE STEP DISINFECTANT CLEANER AND DEODORANT

(ALL-IN-ONE) (MULTI-SURFACE) ((ONE-STEP) DISINFECTANT)  
(SANITIZER) • (CLEANER) • (\*VIRUCIDAL) • (FUNGICIDAL) • BACTERICIDAL • (MILDEWICIDAL)  
(MILDEWSTATIC) • DEODORIZER (ODOR COUNTERACTANT) (ODOR NEUTRALIZER)  
NON-DULLING TO FLOORS (FLOOR FINISHES) • CONCENTRATE • READY-TO-DISPENSE (RTD)  
(CLEANS, DISINFECTS & DEODORIZES) (SANITIZES)  
(MEETS OSHA BLOODBORNE PATHOGEN STANDARD FOR \*HBV & \*HIV)

(Restroom) (&) (Bathroom) (Disinfectant Cleaner) (Hospital Disinfectant Cleaner) (Multi-Surface Disinfectant Cleaner)  
(Cleans, Deodorizes and Brightens in One Step) (Cleans Grout)  
(Cleans all hard, non-porous water washable surfaces!) (Degreaser)  
(Use Daily to Prevent the Build up of Dirt and Grime.)

(Fragrance Free Formula) (Unscented) (Outdoor Fresh)  
(Fresh [Lemon] [Spring Fresh] [Citrus] Scent)

For (Hospital,) (Commercial,) (Industrial) & (Institutional) Use (Only)

#### ACTIVE INGREDIENT:

Hydrogen Peroxide ..... 4.25%

INERT (OTHER) INGREDIENTS: ..... 95.75%

TOTAL: ..... 100.00%

**KEEP OUT OF REACH OF CHILDREN**  
**CAUTION**

See additional precautionary statements on back (side) (left) (right) (panel) (of) (label) (below).

[See reference sheet (enclosed in each case) for (a complete list of pathogenic organisms) (additional features, claims, direction for use) (claimed for this product) (eliminated by this product).]

(MSDS Ref. No.xxxxxxxxxx)

**Net Contents:**

6/17

**(MARKETING CLAIMS):** (Note to EPA - This text will only appear on the appropriate container.)

**ACCUMIX®/PIPELINE® CONTAINERS** (32 oz. container) - ACCUMIX®/ PIPELINE®. (Remove [Loosen] cap). Squeeze. (Squeeze bottle.) Measure. (Measure amount). Pour. (Pour contents). (Designed) For use with 5 gallon Buddy Jugs™ (the BIG BUDDY™ [ACCUTAINER™] System). This product can also be diluted into pre-cleaned and properly labeled 5-gallon BUDDY JUG™ (ACCUTAINERS™) (Dispensing Containers) for dispensing as needed.

**SOLUTIONS CENTER™** (64 oz. containers) - For use with (JohnsonDiversey) (JOHNSON WAX PROFESSIONAL™) (SOLUTIONS CENTER™) Brand Dispensing Equipment. Dispense with cold water. Eliminates Mixing. The Accurate Solution To Cleaner Dilution. Disinfectant Cleaning With The Convenience Of (SOLUTIONS CENTER™). (SOLUTIONS CENTER™) (This packaging offers) Reduced Exposure To Concentrate Due To Closed Transfer System. Solutions To Go!

**J-FILL™ DISPENSING SYSTEMS** (84.5 oz. containers) - For use with (JohnsonDiversey) (JOHNSON WAX PROFESSIONAL™) (J-FILL™) Brand Dispensing Equipment. Dispense with cold water. Eliminates Mixing. The Accurate Solution To Cleaner Dilution. Disinfectant Cleaning With The Convenience Of J-FILL™. J-FILL™ (This) packaging offers) Reduced (Reduces) Exposure To Concentrate Due To Closed Transfer System. Solutions To Go!

**RTD™ DISPENSING SYSTEMS** (1.5 L & 5 L containers) - RTD. Very Simple. Very Smart. Out of the box. Ready-To-Dispense. Dispense with cold water. Provides accuracy. No chemical connections, sealed bottle. Proven dilution control concentrate.

**OUTPOST™ (SINGLE SOLUTION™) DISPENSING SYSTEMS** (2 L containers) (3 L containers) - For use with (BUTCHER™) (RAMSEY™) (OUTPOST™) (SINGLE SOLUTION™) Brand Dispensing Equipment. Dispense with cold water. Eliminates Mixing. The Accurate Solution To Cleaner Dilution. (OUTPOST™) (SINGLE SOLUTION™) (This packaging offers) Reduced Exposure To Concentrate Due To Closed Transfer System.

**PRACTICAL SOLUTIONS™** (1 gal. containers) - For use with (BUTCHER™) (RAMSEY™) (PRACTICAL SOLUTIONS™) Brand Dispensing Equipment. Dispense with cold water. Eliminates Mixing. The Accurate Solution To Cleaner Dilution. PRACTICAL SOLUTIONS™ (This packaging offers) Reduced Exposure To Concentrate Due To Closed Transfer System.

**COMMAND CENTER™** (1.5 gal. containers) - For use with (BUTCHER™) (COMMAND CENTER™) Brand Dispensing Equipment. Dispense with cold water. Eliminates Mixing. The Accurate Solution To Cleaner Dilution. COMMAND CENTER™ (This packaging offers) Reduced Exposure To Concentrate Due To Closed Transfer System.

**(FEATURES, CLAIMS & USES:)**

**(General Uses)**

This product is a one-step (hospital-use) germicidal (disinfectant) cleaner and deodorant (odor-counteractant) (odor neutralizer) designed for general cleaning, (and) disinfecting, (deodorizing) (and (killing) (controlling) mold and mildew on) (of) hard, non-porous environmental surfaces. It cleans quickly by removing dirt, grime, mold, mildew, body oils and other common soils found in hospitals, nursing homes, (acute) (and) (long-term) care facilities, office buildings, schools and colleges (universities), (day care centers), (medical) (dental) offices, funeral homes, transportation facilities, train (depots) (stations), bus (depots) (stations), airports, cruise ships, correctional facilities, athletic facilities, playgrounds, locker rooms, health clubs, exercise equipment, barber/beauty (salons) (shops), veterinary clinics, pet shops, (equine farms), animal life science laboratories, hotels, motels, public areas and restrooms, foodservice establishments (restaurants) and federally inspected meat and poultry establishments (food [processing] plants).

It is designed for use on (Use daily on) (the following) (hard, non-porous environmental (inanimate) surfaces): vinyl, painted surfaces, plastic (surfaces), glass, mirrors, glazed ceramic, glazed porcelain, chrome, stainless steel, aluminum, laminated surfaces and baked enamel surfaces associated with floors, walls, ceilings, tables, chairs, countertops, telephones, fixtures, athletic equipment, exercise equipment, glazed tile, toilets, urinals, sinks, sink basins, faucets, tubs, shower rooms and locker room areas – any hard, non-porous washable (food and non-food contact) surface where disinfection is required. This product's non-dulling formula eliminates the time and labor normally required for rinsing. Do not use on glasses, dishes and utensils. Not recommended for use on brass or marble.

**((Bathroom) (Restroom) (Bowl) Disinfectant Cleaner:)**

This product is a (concentrated) (bowl and) (bathroom) (restroom) cleaner which cleans, disinfects and deodorizes in one easy step. It cleans, disinfects and deodorizes mirrors, glass, toilet bowls, urinals, rims, sinks, sink basins, faucets, tubs, glazed tiles, glazed ceramic, glazed porcelain, chrome, stainless steel, and all hard non-porous, washable surfaces found in the bathroom (restroom) (in the presence of organic soil). Not recommended for use on brass or marble.

This product eliminates odors leaving (bathrooms) (restrooms) smelling clean and fresh. Use where odors are a problem. It cleans, disinfects and deodorizes surfaces by killing odor-causing microorganisms. Its non-abrasive formula is designed for use (Use it daily) on ([hard, non-porous environmental] (bathroom) (restroom) surfaces): mirrors, glazed ceramic (bathroom) (restroom) tile, glazed porcelain, chrome, stainless steel and plastic surfaces associated with floors, walls, fixtures, toilets, urinals, sinks, shower rooms and locker rooms.

This product cleans, disinfects and deodorizes surfaces by killing odor-causing microorganisms and (killing) (controlling) mold & mildew. Its non-abrasive formula is designed for use on (restroom surfaces:) glazed ceramic (restroom) tile, glazed porcelain, chrome, stainless steel and plastic surfaces associated with floors, walls, fixtures, toilets, urinals, sinks, shower rooms and locker rooms.

**(Hospitals/Health Care Facilities:)**

This product is a one-step (hospital-use) germicidal (disinfectant) cleaner and deodorant (odor-counteractant) (odor neutralizer) designed for general cleaning, (and) disinfecting, (deodorizing) (and controlling mold and mildew on) (of) hard, non-porous environmental surfaces. This product cleans quickly by removing dirt, grime, mold, mildew, food residue, body oils, dead skin, blood and other organic matter commonly found in hospitals (acute) (and) (long-term) care facilities (and) (in health care facilities) (on medical surfaces). It (also) eliminates odors, leaving (restroom) surfaces smelling clean and fresh. Use where odors are a problem.

This product cleans, disinfects and deodorizes (hard, non-porous environmental hospital (medical) surfaces) in one step (with no rinsing required). Its non-abrasive formula is designed for use on (Use daily on) (the following) hard, non-porous environmental surfaces: vinyl, painted surfaces, plastic (surfaces), glazed ceramic, glazed porcelain, chrome, stainless steel, laminated surfaces and baked enamel surfaces associated with floors, walls, ceilings, tables, chairs, countertops, telephones, fixtures, glazed tile, toilets, urinals, sinks found in (health care facilities [hospitals],) patient rooms, operating rooms, ICU areas, shower rooms, and locker rooms. (It can also be used to pre-clean and disinfect hospital items: wheelchairs, [hospital] [patient] bed rails and linings, wash basins, bed pans, medical equipment surfaces) - any washable (food and non-food contact) surface (where disinfection is required). Do not use on glasses, dishes and utensils.

**(Food Service:)**

This product cleans by removing dirt, grime and food soils in food preparation and processing areas. Its non-abrasive formula will not harm (scratch) surfaces. It cleans, disinfects and eliminates odors leaving surfaces smelling clean and fresh. Use where odors are a problem. (This product) deodorizes those areas which generally are hard to keep fresh smelling, such as garbage storage areas, empty garbage bins and cans, toilet bowls, and other areas which are prone to odors caused by microorganisms.

Its non-abrasive formula is designed for use on (Use daily on) (the following) (hard, non-porous environmental surfaces): vinyl, painted surfaces, plastic (surfaces), glazed ceramic, glazed porcelain, chrome, aluminum, stainless steel, laminated surfaces and baked enamel surfaces associated with floors, walls, ceilings, tables, chairs, countertops, fixtures, glazed tile, toilets, (toilet bowls), urinals, sinks found in food establishments, (restaurants), (commercial kitchens) & restrooms. Do not use on glasses, dishes and utensils.

**(Animal Housing Facilities:)**

This product cleans by removing dirt, grime, mold, mildew, blood, urine, fecal matter and other common soils found in animal housing facilities, livestock, swine or poultry facilities, grooming facilities, farms, kennels, pet stores, veterinary clinics, laboratories or other small animal facilities. It (also) eliminates odors leaving surfaces smelling clean and fresh.

This product cleans, disinfects and deodorizes (hard, non-porous environmental surfaces) in one step. Its non-abrasive formula is designed for use on (Use daily on) (Use daily to clean and disinfect) hard, non-porous surfaces: plated or stainless steel, aluminum, chrome, glazed porcelain, glazed tile, sealed concrete, laminated surfaces (associated with floors, walls, countertops, cages, kennels, animal equipment) found in (barns, pens and stalls) animal housing facilities.

**(Refill)**

**(To Refill Concentrate From Large Containers Into Smaller Containers:)**

This product may be used to fill and refill clean, properly labeled containers for dilution elsewhere within your facility. Make sure the small container has been cleaned, dried and properly labeled. Also make sure other items (funnels or hand pumps) are properly cleaned and dried. To refill, simply pour (or pump product) from the larger container directly into the smaller one being careful not to spill any product. Keep both containers sealed when not in use.

**(CLAIMS:)**

(See reference sheet (enclosed in each case) for a complete list of organisms.)

When used as directed, this product is highly effective against a wide variety (broad-spectrum) of pathogenic microorganisms (including bacteria, antibiotic-resistant bacteria, \*viruses, fungi, mold and mildew.) At a 1:16 dilution (8 oz. of product per gallon of water), in the presence of 200 ppm hard water, 5% serum load and 5 minute contact time, unless otherwise noted, this product kills the following on hard, non-porous inanimate surfaces:

**Bacteria (Bactericidal Activity):**

*Pseudomonas aeruginosa* (ATCC 15442)  
*Salmonella enterica*, (ATCC 10708)  
(formerly known as *Salmonella choleraesuis*)  
*Staphylococcus aureus* (ATCC 6538)  
*Acinetobacter baumannii*, (ATCC 19606)

*Escherichia coli* O157:H7 (ATCC 35150)  
*Klebsiella pneumoniae* (ATCC 4352)  
*Listeria monocytogenes* (ATCC 19111)  
*Shigella dysenteriae* (ATCC 13313)  
*Streptococcus pyogenes* (ATCC 12204)

**Antibiotic-Resistant (Strains of) Bacteria (Antibiotic-Resistant Bactericidal Activity):**

*Staphylococcus epidermidis* (MRSE) (ATCC 51625)  
*Staphylococcus aureus* (MRSA) (ATCC 33591)

*Streptococcus pneumoniae*, Penicillin Resistant (PRSP), (ATCC 700671)  
*Enterococcus faecium*, (Resistant to Vancomycin [VRE]) (ATCC 51559)

**(\*Veterinary Viruses:)**

\*Avian Influenza A, (H3N2) (ATCC VR-2072)

**(Fungi (Fungicidal Activity):**

This product is fungicidal when used as directed on hard, non-porous inanimate surfaces at a 1:16 dilution (8 oz. per gallon of water), and in the presence of a 5% serum load and 10 (ten) minute contact time at 20°C (68°F).

*Trichophyton mentagrophytes*, (ATCC 9533)

When used as directed, this product is highly effective against a wide variety (broad-spectrum) of pathogenic microorganisms (including bacteria, antibiotic-resistant bacteria, \*viruses, fungi, mold and mildew.) At 1:16 - 1:64 dilution (2 - 8 oz. of product per gallon of water), in the presence of 200 ppm hard water, 5% serum load and 5 minute contact time, unless otherwise noted, this product kills the following on hard, non-porous inanimate surfaces:

**\*Viruses (\*Virucidal Activity):**

\*Herpes simplex Type 2 (VR-734)  
\*Human Coronavirus (VR-740)  
\*Influenza Type A<sub>2</sub> (Hong Kong) (VR-544)  
\*Norovirus (Feline Calicivirus as the surrogate) (VR-782)  
\*Parainfluenza Type 3 (VR-93)

\*Poliovirus Type 1 (ATCC VR-1000)  
\*Respiratory Syncytial Virus (VR-26)  
\*Rotavirus (Strain WA)  
\*Vaccinia Virus (smallpox vaccine virus) (ATCC VR-119)

Kills \*Hepatitis B Virus (HBV) & \*Hepatitis C Virus (HCV) when used as directed on hard, non-porous inanimate surfaces with a 5 minute contact time.

Kills \*HIV-1 (AIDS virus) (HTLV-III<sub>B</sub>) when used as directed on hard, non-porous inanimate surfaces with a 1 minute contact time.

**\*Canine Parvovirus:** Kills \*Canine Parvovirus (ATCC VR-2017) when used as directed on hard, non-porous inanimate surfaces at a 1:16 dilution (8 oz. per gallon of water), and in the presence of a 5% serum load and 5 (five) minute contact time.



**Mold/Mildew (Mildewcidal Activity) - kills the growth of mold and mildew:** (when diluted at 1:16 in 200 ppm hard water at a 10 minute contact time): *Aspergillus niger* (ATCC 16404) (and the odors caused by them when applied to hard, non-porous environmental surfaces).

**Mold/Mildew (Mildewstatic Activity) - controls and prevents (inhibits) the growth of mold and mildew:** (when diluted at 1:16 in 200 ppm hard water at a 10 minute contact time): *Aspergillus niger* (ATCC 6275) (and the odors caused by them) when applied to hard, non-porous environmental surfaces.

**Bactericidal Stability of Use-Solution** - Tests show this product as a disinfectant, when diluted at 1:16 dilution (8 oz. of product per gallon of water) in 200 ppm hard water, in the presence of 5% serum, remains effective against *Staphylococcus aureus*, *Salmonella enterica* (formerly known as *Salmonella choleraesuis*) and *Pseudomonas aeruginosa* for up to 10 days in storage as long as the bottle remains sealed. If the use-solution becomes visibly dirty or contaminated, it must be discarded and a fresh product prepared. Always use clean, dry containers when diluting this product. Treated surfaces must remain wet for 5 minutes.

**Sanitizing:** When used as a non-food contact sanitizer at a 1:128 dilution (1 oz. of product per gallon of water), in the presence of 200 ppm hard water, 5% serum load, this product reduces the following bacteria by 99.9% with a 3 minute contact time on hard non-porous inanimate surfaces:

*Staphylococcus aureus* (ATCC 6538)  
*Klebsiella pneumoniae* (ATCC 4352)  
*Escherichia coli* (ATCC 11229)  
*Enterococcus faecalis* (ATCC 29212)

*Listeria monocytogenes* (ATCC 19111)  
*Pseudomonas aeruginosa* (ATCC 15442)  
*Salmonella enterica*, (ATCC 10708)  
(formerly known as *Salmonella choleraesuis*)

**Malodor(s) (Activity) (Odor) (Counteractancy)** - eliminates (destroys) odors and odor-causing bacteria in restroom areas, behind and under sinks and counters, and storage areas (and other places where bacterial growth can cause malodors), (when used as directed at a 1:16 dilution (8 oz. of product per gallon of water), in the presence of 200 ppm hard water and a 5 minute contact time (or) (when used as directed at a 1:16 - 1:128 dilution (1 - 8 oz. per gallon of water), in the presence of 200 ppm hard water and a 5 minute contact time).

**(Modes of Application:)**

This product can be applied by mop, sponge, cloth, paper towel, (hand pump) coarse trigger sprayer, or auto-scrubber. Change cloth, sponges or towels frequently to avoid redeposition of soil. For disinfection, all hard, non-porous surfaces must remain wet for 5 minutes.

**DIRECTIONS FOR USE:**

It is a violation of Federal Law to use this product in a manner inconsistent with its labeling.

(This product is not to be used as a terminal sterilant/high level disinfectant on any surface or instrument that (1) is introduced directly into the human body, either into or in contact with the blood stream or normally sterile areas of the body, or (2) contacts intact mucous membranes but which does not ordinarily penetrate the blood barrier or otherwise enter normally sterile areas of the body. This product may be used to pre-clean or decontaminate critical or semi-critical medical devices prior to sterilization or high level disinfection.)

**(1:16 Dilution – Single Dilution Dispensers)**

**To Prepare Use Solution:** Add the product at 8 oz. of product per gallon of water (1:16).

*(Note to EPA: The directions that appear for specific container sizes will be substituted for the sentence above only on single dilution containers.)*

**(GENERAL DISPENSER INSTRUCTIONS)** [These instructions may be substituted for any dispensing device to prepare the use solution] : Remove cap and insert cartridge into dispenser. Note: See dispenser instructions for proper cartridge placement. Once cartridge is properly inserted into dispenser, follow dispenser use instructions to dispense a 1:16 solution into a bucket, bottle, scrubber or other container.

**SOLUTIONS CENTER™** (64 oz. containers) - Remove cap and insert cartridge into dispenser. Note: See dispenser instructions for proper cartridge placement. Once cartridge is in place, (squeeze the handle) (or) (press the button) to dispense a 1:16 solution into a bucket, bottle, scrubber or other container.

**J-FILL™ DISPENSING SYSTEMS** (84.5 oz. containers) - Remove cap and insert cartridge into dispenser. Note: See dispenser instructions for proper cartridge placement. Once cartridge is in place, (squeeze the handle) (or) (press the button) to dispense a 1:16 solution into a bucket, bottle, scrubber or other container.

**OUTPOST™ (SINGLE SOLUTION™) DISPENSING SYSTEMS** (2 L containers) (3 L containers) - Remove cap and insert cartridge into dispenser. Note: See dispenser instructions for proper cartridge placement. Once cartridge is in place turn the knob to dispense a 1:16 solution into a bucket, bottle, scrubber or other container.

**PRACTICAL SOLUTIONS™** (1 gal. containers) - Remove cap and insert cartridge into dispenser. Note: See dispenser instructions for proper cartridge placement. Once cartridge is in place, press the button to dispense a 1:16 solution into a bucket, bottle, scrubber or other container.

**COMMAND CENTER™** (1.5 gal. containers) - Remove cap and insert cartridge into dispenser. Note: See dispenser instructions for proper cartridge placement. Once cartridge is in place, press the button to dispense a 1:16 solution into a bucket, bottle, scrubber or other container.

**(For Multiple Dilution Dispensers)**


(Note to EPA: The directions that appear for specific container sizes will be substituted for the sentence above only on multiple dilution containers.)

**(GENERAL DISPENSER INSTRUCTIONS)** [These instructions may be substituted for any dispensing device to prepare the use solution] : Remove cap and insert cartridge into dispenser. Note: See dispenser instructions for proper cartridge placement. Once cartridge is properly inserted into dispenser, follow dispenser use instructions to dispense a 1:16 or 1:64 or 1:128 or 1:256 solution into a bucket, bottle, scrubber or other container.

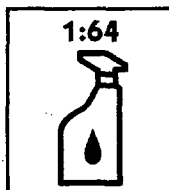
**J-FILL™ DISPENSING SYSTEMS** (84.5 oz. containers) - Remove cap and insert cartridge into dispenser. Note: See dispenser instructions for proper cartridge placement. Once cartridge is in place, (squeeze the handle) (or) (press the button) to dispense a 1:16 or 1:64 solution into a bucket, bottle, scrubber or other container.

**RTD™ SYSTEMS** (1.5 or 5 L containers) - Using the RTD unit, dispense product into a (trigger sprayer), (auto scrubber,) (or) bucket.

For Disinfection (Cleaning) (and Mildewcidal) (and Mildewstatic) (and Canine Parvovirus\*) set the control knob to



the setting, which provides 8 oz. of product per gallon of water dilution (1:16).

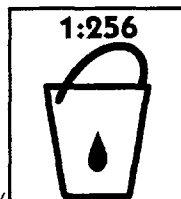


For \*Virucidal set the control knob to the ( ) setting, which provides 2 oz. of product per gallon of water dilution (1:64).

For Use as a Cleaner/Deodorizer/Degreaser and Non-Food Contact Sanitization set the control knob to the



( ) setting, which provides 1 oz. of product per gallon of water dilution (1:128).



For Use as a Cleaner/Degreaser set the control knob to the ( ) setting which provides ½ oz. of product per gallon of water dilution (1:256).

(Note to Agency: Text appearing in parentheses or brackets is done to show optional text.)

**For Use as a (Daily) (One-Step) Cleaner/Disinfectant:** (Dilute at 8.0 oz. of product per gallon of water (1:16)).

1. Pre-clean heavily soiled areas.
2. Apply Use Solution by (hand pump) coarse trigger sprayer to hard, non-porous environmental surfaces. Spray 6 - 8 inches from surface; making sure to wet surfaces thoroughly.
3. All surfaces must remain wet for five (5) minutes.
4. (Wipe surfaces) (or) (let air dry).

**Note** - Rinsing is not necessary unless floors are to be coated with finish or restorer. When cleaning floors position wet-floor signs around area to be cleaned. Floors will be slippery when wet or contaminated with foreign materials. Do not use on glassware, utensils, or dishes.

**For Use as (Daily) Bathroom (Restroom) (One-Step) Cleaner/Disinfectant:** (Dilute at 8.0 oz. of product per gallon of water (1:16)).

1. Pre-clean heavily soiled areas.
2. Apply Use Solution by (hand pump) coarse trigger sprayer to hard, non-porous environmental surfaces. Spray 6 - 8 inches from surface; making sure to wet surfaces thoroughly.
3. All surfaces must remain wet for ten (10) minutes.
4. Wipe surfaces (and let air dry).

**Note** - Rinsing is not necessary unless floors are to be coated with finish or restorer. When cleaning floors position wet-floor signs around area to be cleaned. Floors will be slippery when wet or contaminated with foreign materials.

**For Use To Clean and Disinfect Shower Rooms, Locker Rooms and Other Large, Open Areas with Floor Drains:** (Dilute at 8.0 oz. of product per gallon of water (1:16).)

1. Pre-clean heavily soiled areas.
2. Apply Use Solution to floors, walls and ceilings making sure not to over spray. To disinfect, all surfaces must remain wet for five (5) minutes.
3. Scrub using a deck brush or other coarse material as necessary.
4. Rinse surfaces thoroughly and let air dry.

**NOTE:** When cleaning floors position wet-floor signs around area to be cleaned. Floors will be slippery when wet or contaminated with foreign materials.

**For use as a \*Virucide:** (Dilute at 2 - 8 oz. of product per gallon of water (1:16 - 1:64).)

1. Pre-clean heavily soiled areas.
2. Apply Use Solution until thoroughly wet.
3. Let stand for five (5) minutes.
4. Then wipe (or allow to air dry).

**\* This product kills HBV, HCV and HIV-1 on pre-cleaned environmental surfaces/objects previously soiled with blood/body fluids** in health care settings (Hospitals, Nursing Homes) and other settings in which there is an expected likelihood of soiling of inanimate surfaces/objects with blood or body fluids, and in which the surfaces/objects likely to be soiled with blood or body fluids can be associated with the potential for transmission of Hepatitis B Virus (HBV), Hepatitis C Virus (HCV) and Human Immunodeficiency Virus Type 1 (HIV-1) (associated with AIDS).

**SPECIAL INSTRUCTIONS FOR CLEANING AND DECONTAMINATION AGAINST HBV, HCV and HIV-1 OF SURFACES/OBJECTS SOILED WITH BLOOD/BODY FLUIDS.**

**Personal Protection:** Disposable latex or vinyl gloves, gowns, face masks, and eye coverings as appropriate, must be worn during all cleaning of body fluids, blood, and decontamination procedures.

**Cleaning Procedures:** Blood and body fluids must be thoroughly cleaned from surfaces and objects before application of this product.

**Contact Time:** Allow surface to remain wet for 1 minute to kill HIV-1, 5 minutes to kill HBV & HCV, 10 minute to kill fungi and for 5 minutes to kill all other organisms cited on the label.

**Disposal of Infectious Material:** Blood and other body fluids should be autoclaved and disposed of according to Federal, State, and local regulations for infectious waste disposal.

(Note to Agency: Text appearing in parentheses or brackets is done to show optional text.)

**To Kill \*Canine Parvovirus:** (Dilute at 8.0 oz. of product per gallon of water (1:16).)

1. Pre-clean heavily soiled areas.
2. Apply Use Solution until thoroughly wet.
3. Let stand for five (5) minutes.
4. Then wipe (or allow to air dry).

**To Kill Mold and Mildew:** (Dilute at 8.0 oz. of product per gallon of water (1:16).)

Pre-clean surfaces. Apply Use Solution to hard, non-porous environmental surfaces. Allow surfaces to remain wet for ten (10) minutes. (Wipe surfaces) (or) (let air dry).

**To Control Mold and Mildew:** (Dilute at 8.0 oz. of product per gallon of water (1:16).)

Apply Use Solution to pre-cleaned hard, non-porous environmental surfaces. Allow to air dry. Repeat application weekly or when growth reappears.

**To Kill Fungi:** (Dilute at 8.0 oz. of product per gallon of water (1:16).)

Pre-clean heavily soiled areas. Apply Use Solution to hard, non-porous environmental surfaces. Allow surface to remain wet for ten (10) minutes. (Wipe surfaces) (or) (let air dry).

**For Use as a Bowl Cleaner/Disinfectant in Toilet Bowls [and Urinals] from Use-Dilution:** (Dilute at 8.0 oz. of product per gallon of water (1:16).)

1. Pre-clean heavily soiled areas.
2. Empty toilet bowls by forcing water through the trap. Apply Use Solution to exposed surfaces in toilet bowls and urinals.
3. Swab entire surface area especially under the rim.
4. Allow entire surface to remain wet for five (5) minutes.
5. Flush toilet or urinal and rinse swab applicator thoroughly.

**For Use as a Cleaner/Disinfectant in Food Processing Plants:** (Dilute at 8.0 oz. of product per gallon of water (1:16).)

1. Before using this product in food processing areas, food products and packaging materials must be removed from the room or carefully protected.
2. Apply Use Solution evenly over surface. Be sure to wet all surfaces thoroughly.
3. Allow product to remain on surface for five (5) minutes.
4. Wipe with clean cloth, sponge or paper towel.
5. For heavily soiled areas, thoroughly clean surface prior to disinfecting.
6. When disinfecting food contact surfaces used for food preparation, rinse surfaces thoroughly with potable water. This product must not be used to clean the following surfaces: utensils, glassware, and dishes.

**For Use To Clean and Disinfect Barber and Beauty/Manicure Instruments and Tools:** (Dilute at 8.0 oz. of product per gallon of water (1:16).)

1. Pre-clean heavily soiled items.
2. Completely immerse pre-cleaned combs, brushes, scissors, clipper blades, razors, manicure implements and other non-porous instruments in the Use Solution so that surfaces remain wet for five (5) minutes.
3. Rinse surfaces thoroughly and let air dry before reuse.
4. Change solution daily or when visibly dirty.

NOTE: Plastics may remain immersed until ready to use. Stainless steel shears and other metal instruments must be removed after 5 minutes, rinsed, dried and kept in a clean, non-contaminated receptacle. Prolonged soaking may cause damage to metal instruments.

**For Treatment of Animal Housing Facilities (including Poultry barns):** (Dilute at 8.0 oz. of product per gallon of water (1:16).)

1. Remove all animals and feeds from areas being treated.
2. Remove all litter and manure from floors, walls and surfaces of barns, pens, stalls, chutes, and other facilities occupied or traversed by animals.
3. Empty or cover all troughs, racks and other feeding and watering appliances.
4. Thoroughly clean all surfaces with soap or detergent and rinse with water.
5. Apply fresh Use Solution to floors, walls, cages and other washable hard, non-porous environmental surfaces. For smaller surfaces, use a trigger spray bottle to spray all surfaces with solution until wet. To disinfect, all surfaces must remain wet for ten minutes.
6. Immerse all halters, ropes, and other types of equipment used in handling and restraining animals, as well as forks, shovels, and scrapers used for removing litter and manure.
7. Ventilate buildings and other closed spaces. Do not house animals or re-employ equipment until product has dried.
8. For disinfection of feed racks, troughs, automatic feeders, fountains and watering appliances scrub with use-solution, let stand five (5) minutes. Then thoroughly scrub all treated surfaces with soap or detergent and rinse with potable water before reuse.

**To Sanitize Non-Food Contact Surfaces:** Dilute at 1.0 oz. of product per gallon of water (1:128).

1. Pre-clean heavily soiled hard non-porous surfaces.
2. Apply Use Solution until thoroughly wet.
3. Let stand for three (3) minutes.
4. Then wipe (or allow to air dry).
5. Not for use on food contact surfaces or on food preparation areas.

Note - Do not use on glassware, utensils, or dishes.

**For Use as a Cleaner/Deodorizer/Degreaser:** Dilute product at 0.5 - 1.0 oz. of product per gallon of water (1:128 - 1:256). Apply to surfaces. (Wipe surfaces) (or) (let air dry).

## **STORAGE AND DISPOSAL**

Do not contaminate water, food or feed by storage or disposal.

### **PESTICIDE STORAGE**

Do not reuse empty container (unless refilling from a larger container of the same product according to the refilling directions outlined previously). (Keep from freezing).

### **PESTICIDE DISPOSAL**

Pesticide wastes are acutely hazardous. Improper disposal of excess pesticide, spray mixture, or rinsate is a violation of Federal law. If these wastes cannot be disposed of by use according to label instructions, contact your State Pesticide or Environmental Control Agency, or the Hazardous Waste representative at the nearest EPA Regional Office for guidance.

### **CONTAINER DISPOSAL**

(If not being refilled with this product) triple rinse (or equivalent). Then offer for recycling or reconditioning, or puncture and dispose of in a sanitary landfill, or by incineration, or, if allowed by state and local authorities, by burning. If burned, stay out of smoke.

*(Sealed Dispenser Cartridges/Portion-Dose (ACCUMIX®/Pipeline®) bottles:)*

Do not reuse. Wrap empty container and put in trash. [Note to Agency: Please note that neither dispenser cartridges nor portion-dose (ACCUMIX®/Pipeline®) bottles can be triple rinsed because they are closed sealed systems designed to reduce worker exposure to the concentrate.]

### **ENVIRONMENTAL HAZARDS** *(for containers of 5 gallons or 50 lbs. or more)*

Do not discharge effluent containing this product into lakes, streams, ponds, estuaries, oceans or other waters unless in accordance with the requirements of a National Pollutant Discharge Elimination System (NPDES) permit and the permitting agency has been notified in writing prior to discharge. Do not discharge effluent containing this product to sewer systems without previously notifying the local sewage treatment plant authority. For guidance contact your State Water Board or Regional Office of the EPA.

(Note to Agency: Text appearing in parentheses or brackets is done to show optional text.)

16/17

**PRECAUTIONARY STATEMENTS**  
**HAZARD TO HUMANS AND DOMESTIC ANIMALS**

**CAUTION:** Harmful if swallowed. Causes moderate eye irritation. Avoid contact with eyes or clothing. Wear chemical splash-proof goggles or face shield. Wash thoroughly with soap and water after handling and before eating, drinking, chewing gum, or using tobacco.

**FIRST AID**

**IF IN EYES:** Hold eye open and rinse slowly and gently with water for 15-20 minutes. Remove contact lenses, if present, after the first 5 minutes, then continue rinsing eye.

**IF ON SKIN OR CLOTHING:** Take off contaminated clothing. Rinse skin immediately with plenty of water for 15-20 minutes.

**IF SWALLOWED:** Have a person sip a glass of water if able to swallow. Do not induce vomiting unless told to do so by a poison control center or doctor. Do not give anything by mouth to an unconscious person.

**IN CASE OF EMERGENCY, CALL A POISON CONTROL CENTER OR DOCTOR FOR TREATMENT ADVICE.**

**1-800-851-7145**

Have the product container or label with you when calling a Poison Control Center or doctor or going in for treatment.

**Note to Physician:** Probable mucosal damage may contraindicate gastric lavage.

Si no puede leer en ingles, pregunte a su supervisor sobre las instrucciones de uso apropiadas antes de trabajar con este producto.

EPA Reg. No. 70627-58

EPA Est. No.

(Lot code letters indicate manufacturing location.)



© 2008 JohnsonDiversey, Inc., 8310 16<sup>th</sup> Street, Sturtevant, WI 53177





## OXY-TEAM™ DISINFECTANT CLEANER

### REFERENCE SHEET

When used as directed, this product is highly effective against a wide variety (broad-spectrum) of pathogenic microorganisms (including bacteria, antibiotic-resistant bacteria, \*viruses, fungi, mold and mildew.) At a 1:16 dilution (8 oz. of product per gallon of water), in the presence of 200 ppm hard water, 5% serum load and 5 minute contact time, unless otherwise noted, this product kills the following on hard, non-porous inanimate surfaces:

#### **Bacteria (Bactericidal Activity):**

*Pseudomonas aeruginosa* (ATCC 15442)  
*Salmonella enterica*, (ATCC 10708)  
(formerly known as *Salmonella choleraesuis*)  
*Staphylococcus aureus* (ATCC 6538)  
*Acinetobacter baumannii*, (ATCC 19606)

*Escherichia coli* O157:H7 (ATCC 35150)  
*Klebsiella pneumoniae* (ATCC 4352)  
*Listeria monocytogenes* (ATCC 19111)  
*Shigella dysenteriae* (ATCC 13313)  
*Streptococcus pyogenes* (ATCC 12204)

#### **Antibiotic-Resistant (Strains of) Bacteria (Antibiotic-Resistant Bactericidal Activity):**

*Staphylococcus epidermidis* (MRSE) (ATCC 51625)  
*Staphylococcus aureus* (MRSA) (ATCC 33591)

*Streptococcus pneumoniae*, Penicillin Resistant (PRSP), (ATCC 700671)  
*Enterococcus faecium*, (Resistant to Vancomycin [VRE]) (ATCC 51559)

#### **(\*Veterinary Viruses:)**

\*Avian Influenza A, (H3N2) (ATCC VR-2072)

#### **(Fungi (Fungicidal Activity):**

This product is fungicidal when used as directed on hard, non-porous inanimate surfaces at a 1:16 dilution (8 oz. per gallon of water), and in the presence of a 5% serum load and 10 (ten) minute contact time at 20°C (68°F).

*Trichophyton mentagrophytes*, (ATCC 9533)

When used as directed, this product is highly effective against a wide variety (broad-spectrum) of pathogenic microorganisms (including bacteria, antibiotic-resistant bacteria, \*viruses, fungi, mold and mildew.) At 1:16 - 1:64 dilution (2 - 8 oz. of product per gallon of water), in the presence of 200 ppm hard water, 5% serum load and 5 minute contact time, unless otherwise noted, this product kills the following on hard, non-porous inanimate surfaces:

#### **\*Viruses (\*Virucidal Activity):**

\*Herpes simplex Type 2 (VR-734)  
\*Human Coronavirus (VR-740)  
\*Influenza Type A<sub>2</sub> (Hong Kong) (VR-544)  
\*Norovirus (Feline Calicivirus as the surrogate) (VR-782)  
\*Parainfluenza Type 3 (VR-93)

\*Poliovirus Type 1 (ATCC VR-1000)  
\*Respiratory Syncytial Virus (VR-26)  
\*Rotavirus (Strain WA)  
\*Vaccinia Virus (smallpox vaccine virus) (ATCC VR-119)

Kills \*Hepatitis B Virus (HBV) & \*Hepatitis C Virus (HCV) when used as directed on hard, non-porous inanimate surfaces with a 5 minute contact time.

Kills \*HIV-1 (AIDS virus) (HTLV-III<sub>B</sub>) when used as directed on hard, non-porous inanimate surfaces with a 1 minute contact time.

**\*Canine Parvovirus:** Kills \*Canine Parvovirus (ATCC VR-2017) when used as directed on hard, non-porous inanimate surfaces at a 1:16 dilution (8 oz. per gallon of water), and in the presence of a 5% serum load and 5 (five) minute contact time.