



U.S. ENVIRONMENTAL PROTECTION AGENCY
Office of Pesticide Programs
Registration Division (H7505C)
401 "M" St., S.W.
Washington, D.C. 20460

EPA Reg. Number:

70627-54

Date of Issuance:

MAR 10 2006

NOTICE OF PESTICIDE:

Registration
 Reregistration
(under FIFRA, as amended)

Term of Issuance: Conditional

Name of Pesticide Product:

Alpha HP

Name and Address of Registrant (include ZIP Code):

Johnson Diversey
8310 16th Street
Sturtevant, WI 53177-0902

Note: Changes in labeling differing in substance from that accepted in connection with this registration must be submitted to and accepted by the Registration Division prior to use of the label in commerce. In any correspondence on this product always refer to the above EPA registration number.

On the basis of information furnished by the registrant, the above named pesticide is hereby registered/reregistered under the Federal Insecticide, Fungicide and Rodenticide Act.

Registration is in no way to be construed as an endorsement or recommendation of this product by the Agency. In order to protect health and the environment, the Administrator, on his motion, may at any time suspend or cancel the registration of a pesticide in accordance with the Act. The acceptance of any name in connection with the registration of a product under this Act is not to be construed as giving the registrant a right to exclusive use of the name or to its use if it has been covered by others.

This product is conditionally registered in accordance with FIFRA sec. 3(c)(7)(A) provided that you:

1. Submit and/or cite all data required for registration/ reregistration of your product under FIFRA sec. 3(c)(5) when the Agency requires all registrants of similar products to submit such data; and submit acceptable responses required for reregistration of your product under FIFRA section 4.
2. Make the following label changes:
 - a. Revise the EPA Registration Number to read, "EPA Reg. No. "70627-54".

Signature of Approving Official:

Marshall Swindell, PM 33
Regulatory Management Branch 1
Antimicrobial Division (7510C)

Date:

MAR 10 2006

2/11

Page 2

EPA Registration No. 70627-54

- b. Delete the word "Institutional" wherever it may appear on the label.
- c. On page 6 of 9, and page 8 of 9 of the product label, delete the "Note" statement under the Sanitization Use Directions. This is not permitted for food contact surfaces when you are sanitizing food contact surfaces.


Submit two (2) copies of the final printed labeling for our records.

If these conditions are not complied with, the registration will be subject to cancellation in accordance with FIFRA sec. 6(e). Your release for shipment of the product constitutes acceptance of these conditions.

A stamped copy of the label is enclosed for your records.

If you have any questions concerning this letter, please contact Martha Terry at (703) 308-6217.

Sincerely,



Marshall Swindell
Product Manager 33
Regulatory Management Branch 1
Antimicrobial Division (7510C)

Enclosure

3/11



ALPHA HP

**(MULTI-SURFACE) ((ONE-STEP) DISINFECTANT)
(SANITIZER) • (CLEANER) • (*VIRUCIDAL) • (DEODORIZER)**

(Fragrance Free Formula), (Unscented),
(Fresh) (Citrus) (Lemon) (Orange) (Scent) (Fragrance))

(Bathroom Cleaner Disinfectant) (Multi-Surface Cleaner Disinfectant) (Cleans, Deodorizes and Brightens in One Step)
(Brightens Grout over Time) (Cleans Grout) (Cleans all water washable surfaces!)
(Pre-treatment prior to carpet cleaning) (Carpet Spotter) (Degreaser)
(Use Daily to Prevent the Build up of Dirt and Grime.)

For (Commercial,) (Industrial) ~~Use~~ Use (Only)

ACTIVE INGREDIENT:

Hydrogen Peroxide.....4.25%

INERT (OTHER) INGREDIENTS:.....95.75%

TOTAL:.....100.00%

**KEEP OUT OF REACH OF CHILDREN
DANGER**

FIRST AID

IF IN EYES: Hold eye open and rinse slowly and gently with water for 15-20 minutes. Remove contact lenses, if present, after the first 5 minutes, then continue rinsing eye.

IF ON SKIN OR CLOTHING: Take off contaminated clothing. Rinse skin immediately with plenty of water for 15-20 minutes.

IF SWALLOWED: Call a poison control center or doctor immediately for treatment advice. Have a person sip glass of water if able to swallow. Do not induce vomiting unless told to do so by a poison control center or doctor. Do not give anything by mouth to an unconscious person.

IN CASE OF EMERGENCY, CALL A POISON CONTROL CENTER OR DOCTOR FOR TREATMENT ADVICE.

1-800-851-7145

Have the product container or label with you when calling a Poison Control Center or doctor or going in for treatment.

Note to Physician: Probable mucosal damage may contraindicate the use of gastric lavage.

See additional precautionary statements on (back) (side) (left) (right) (panel) of label (below).

Net Contents:

**ACCEPTED
with COMMENTS
EPA Letter Dated:**

(Product of USA)

MAR 10 2006

Under the Federal Insecticide,
Fungicide, and Rodenticide Act as
amended, for the pesticide,
registered under EPA Reg. No.

70627-54

(Note to Agency: Text appearing in parenthesis or brackets is done to show optional text.)

4/11

(MARKETING CLAIMS): (Note to EPA - This text will only appear on the appropriate container.)

SOLUTIONS CENTER™ (64 oz. containers) - For use with (JOHNSON WAX PROFESSIONAL™) (SOLUTIONS CENTER™) Brand Dispensing Equipment. Eliminates Mixing. The Accurate Solution To Cleaner Dilution. Disinfectant Cleaning With The Convenience Of (SOLUTIONS CENTER™). (SOLUTIONS CENTER™) (This) packaging offers Reduced Exposure To Concentrate Due To Closed Transfer System. Solutions To Go!

J-FILL™ DISPENSING SYSTEMS (84.5 oz. containers) - For use with (JOHNSON WAX PROFESSIONAL™) (J-FILL™) Brand Dispensing Equipment. Eliminates Mixing. The Accurate Solution To Cleaner Dilution. Disinfectant Cleaning With The Convenience Of J-FILL™. J-FILL™ (This) packaging offers Reduced Exposure To Concentrate Due To Closed Transfer System. Solutions To Go!

RTD™ DISPENSING SYSTEMS (1.5L & 5L containers) - RTD. Very Simple. Very Smart. Ready-To-Dispense. Out of the box. Provides accuracy. No chemical connections, sealed bottle. Proven dilution control concentrate.

OUTPOST™ (SINGLE SOLUTION™) DISPENSING SYSTEMS (2 L containers) - For use with (BUTCHER™) (RAMSEY™)(OUTPOST™) (SINGLE SOLUTION™) Brand Dispensing Equipment. Eliminates Mixing. The Accurate Solution To Cleaner Dilution. (OUTPOST™) (SINGLE SOLUTION™) (This) packaging offers Reduced Exposure To Concentrate Due To Closed Transfer System.

PRACTICAL SOLUTIONS™ (1 gal. containers) - For use with (BUTCHER™) (RAMSEY™) (PRACTICAL SOLUTIONS™) Brand Dispensing Equipment. Eliminates Mixing. The Accurate Solution To Cleaner Dilution. PRACTICAL SOLUTIONS™ (This) packaging offers Reduced Exposure To Concentrate Due To Closed Transfer System.

COMMAND CENTER™ (1.5 gal. containers) - For use with (BUTCHER™) (COMMAND CENTER™) Brand Dispensing Equipment. Eliminates Mixing. The Accurate Solution To Cleaner Dilution. COMMAND CENTER™ (This) packaging offers Reduced Exposure To Concentrate Due To Closed Transfer System.

(General Uses)

ALPHA HP cleans by removing dirt, grime, body oils and other common soils. This product is for use in schools and colleges (universities), (day care centers), offices (office buildings), hotels, motels, restrooms, gym and locker rooms, food service establishments (restaurants), retail facilities, airports, cruise ships, casinos, warehouses, [REDACTED] (industrial) and commercial buildings.

Use daily on the following hard, non-porous environmental (inanimate) surfaces: vinyl, painted surfaces, plastic (surfaces), mirrors, glass, windows, glazed ceramic, glazed porcelain, chrome, stainless steel, aluminum, laminated surfaces and baked enamel surfaces associated with floors, walls, ceilings, tables, chairs, countertops, telephones, fixtures, glazed tile, sinks, shower rooms and locker rooms areas – non-food contact surfaces where disinfection or sanitizing is required. Not recommended for use on brass.

ALPHA HP eliminates odors leaving bathrooms (restrooms) smelling clean and fresh. Use where odors are a problem. It cleans, disinfects and deodorizes surfaces by killing odor-causing microorganisms.

((Bathroom) (Restroom) Disinfectant Cleaner):

ALPHA HP is a (concentrated) bathroom cleaner which cleans, disinfects and deodorizes in one easy step. It cleans, disinfects and deodorizes mirrors, glass, sinks, sink basins, faucets, tubs, glazed tiles, glazed ceramic, glazed porcelain, chrome, stainless steel, and all hard non-porous, washable surfaces found in the bathroom (restroom) (in the presence of organic soil). Not recommended for use on brass.

ALPHA HP eliminates odors leaving bathrooms (restrooms) smelling clean and fresh. Use where odors are a problem. It cleans, disinfects and deodorizes surfaces by killing odor-causing microorganisms. Its non-abrasive formula is designed for use (Use it daily) on ([hard, non-porous environmental] restroom surfaces): mirrors, glazed ceramic (restroom) tile, glazed porcelain, chrome, stainless steel and plastic surfaces associated with floors, walls, fixtures, toilets, urinals, sinks, shower rooms and locker rooms.

ACCEPTED
with COMMENTS
EPA Letter Dated:

MAR 10 2006

Under the Federal Insecticide,
Fungicide, and Rodenticide Act as
amended, for the pesticide,
registered under EPA Reg. No.

70627-54

(CLAIMS:)

(Disinfectant) – This product when used as directed at 1:64 dilution (2 oz. of product per gallon of water) is effective against *Staphylococcus aureus* and *Salmonella choleraesuis* using approved AOAC test methods (under Good Laboratory Practices, [GLPs]), in the presence of 200 ppm hard water, 5% serum load and a 10 minute contact time on hard non-porous inanimate surfaces.

(*Virucidal)- When used as directed at a 1:128 dilution (1 oz. of product per gallon of water), ALPHA HP is effective against Herpes simplex Type 2, (VR-734) and Influenza Type A₂ (Hong Kong), (VR-544) using approved ASTM test methods (under Good Laboratory Practices, [GLPs]), in the presence of 200 ppm hard water, 5% serum load and 5 minutes contact time.

Kills HIV-1 (AIDS virus)(HTLV-III_B) when used as directed on hard non-porous inanimate surfaces with a 1 minute contact time.

(Sanitizing) - When used as a non-food contact sanitizer at a 1:128 dilution (1 oz. of product per gallon of water) using approved AOAC test methods (under Good Laboratory Practices, [GLPs]), in the presence of 200 ppm hard water, 5% serum load, Alpha HP, reduces *E. coli*, *Enterococcus faecalis*, *Klebsiella pneumoniae*, *Pseudomonas aeruginosa* and *Salmonella choleraesuis*, *Staphylococcus aureus* by 99.9% with a 3 minute contact time on hard non-porous inanimate surfaces.

Bactericidal Stability of Use-Solution - Tests show Alpha HP as a disinfectant, when diluted in 200 ppm hard water using approved AOAC test methods (under Good Laboratory Practices, [GLPs]), in the presence of 5% serum, remains effective against *Staphylococcus aureus* and *Salmonella choleraesuis* for up to 10 days in storage as long as the bottle remains sealed. If the use-solution becomes visibly dirty or contaminated, it must be discarded and a fresh product prepared. Always use clean, dry containers when diluting this product.

Tests show Alpha HP as a non-food contact sanitizer, when diluted in 200 ppm hard water using approved AOAC test methods (under Good Laboratory Practices, [GLPs]), in the presence of 5% serum, remains effective against *Staphylococcus aureus* and *Klebsiella pneumoniae* for up to 10 days in storage as long as the bottle remains sealed. If the use-solution becomes visibly dirty or contaminated, it must be discarded and a fresh product prepared. Always use clean, dry containers when diluting this product.

Malodor(s) (Activity) (Counteractancy) – eliminates (destroys) odors and odor-causing bacteria in restroom areas, behind and under sinks and counters, and storage areas (and other places where bacterial growth can cause malodors).

ACCEPTED
with COMMENTS
EPA Letter Dated:

MAR 10 2006

Under the Federal Insecticide,
Fungicide, and Rodenticide Act as
amended, for the pesticide,
registered under EPA Reg. No.

70627-54

(Note to Agency: Text appearing in parenthesis or brackets is done to show optional text.)

6/11

DIRECTIONS FOR USE:

It is a violation of Federal Law to use this product in a manner inconsistent with its labeling.

1:64 Dilution

To Prepare Use Solution: Add the product at 2 oz. of product per gallon of water (1:64).

(Note to EPA: The directions that appear for specific container sizes will be substituted for the sentence above only on that container size.)

(GENERAL DISPENSER INSTRUCTIONS) [These instructions may be substituted for any dispensing device to prepare the use solution] : Remove cap and insert cartridge into dispenser. Note: See dispenser instructions for proper cartridge placement. Once cartridge is properly inserted into dispenser, follow dispenser use instructions to dispense a 1:64 solution into a bucket, bottle, scrubber or other container.

SOLUTIONS CENTER™ (64 oz. containers) - Remove cap and insert cartridge into dispenser. Note: See dispenser instructions for proper cartridge placement. Once cartridge is in place, (squeeze the handle) (or) (press the button) to dispense a 1:64 solution into a bucket, bottle, scrubber or other container.

J-FILL™ DISPENSING SYSTEMS (84.5 oz. containers) - Remove cap and insert cartridge into dispenser. Note: See dispenser instructions for proper cartridge placement. Once cartridge is in place, (squeeze the handle) (or) (press the button) to dispense a 1:64 solution into a bucket, bottle, scrubber or other container.

RTD™ DISPENSING SYSTEMS (1.5L and/or 5L containers) - Turn off water to connect unit. Attach to water source. Rotate control knob to fill bottle or bucket. Squeeze handle to dispense a 1:64 solution into a bottle (bucket) (or other container). See device instruction manual for more information.

OUTPOST™ (SINGLE SOLUTION™) DISPENSING SYSTEMS (2 L containers) - Remove cap and insert cartridge into dispenser. Note: See dispenser instructions for proper cartridge placement. Once cartridge is in place turn the knob to dispense a 1:64 solution into a bucket, bottle, scrubber or other container.

PRACTICAL SOLUTIONS™ (1 gal. containers) - Remove cap and insert cartridge into dispenser. Note: See dispenser instructions for proper cartridge placement. Once cartridge is in place, press the button to dispense a 1:64 solution into a bucket, bottle, scrubber or other container.

COMMAND CENTER™ (1.5 gal. containers) - Remove cap and insert cartridge into dispenser. Note: See dispenser instructions for proper cartridge placement. Once cartridge is in place, press the button to dispense a 1:64 solution into a bucket, bottle, scrubber or other container.

For Use as Daily (One-Step) Cleaner/Disinfectant:

1. Pre-clean heavily soiled areas.
2. Apply Use Solution by (hand pump) coarse trigger sprayer to hard, non-porous environmental surfaces. Spray 6 -8 inches from surface; making sure to wet surfaces thoroughly.
3. All surfaces must remain wet for ten (10) minutes.
4. Wipe surfaces (and let air dry).

Note - Rinsing is not necessary unless floors are to be coated with finish or restorer. All food contact surfaces such as appliances and kitchen countertops must be rinsed with potable water. Do not use on glassware, utensils, or dishes.

ACCEPTED
with COMMENTS
EPA Letter Dated:

MAR 10 2006

Under the Federal Insecticide,
Fungicide, and Rodenticide Act as
amended, for the pesticide,
registered under EPA Reg. No.

70627-54

(Note to Agency: Text appearing in parenthesis or brackets is done to show optional text.)

7/11

For Use To Clean and Disinfect Shower Rooms, Locker Rooms and Other Large, Open Areas with Floor Drains:

1. Pre-clean heavily soiled areas.
2. Apply Use Solution to floors, walls and ceilings making sure not to over spray. To disinfect, all surfaces must remain wet for ten (10) minutes.
Special instructions for foam guns: Pour concentrate into foam gun bottle and attach bottle to spray nozzle and ensure gun is attached to hose. Note: See foam gun instructions for more information. Make sure setting is set for a 1:64 dilution. Once in place, squeeze the handle to dispense foam solution. To disinfect, all surfaces must remain wet for ten (10) minutes.
3. Scrub using a deck brush or other coarse material as necessary.
4. Rinse surfaces thoroughly and let air dry.

1:128 Dilution

To Prepare Use Solution: Add the product at 1 oz. per gallon of water (1:128).

(Note to EPA: The directions that appear for specific container sizes will be substituted for the sentence above only on that container size.)

(GENERAL DISPENSER INSTRUCTIONS) [These instructions may be substituted for any dispensing device to prepare the use solution] : Remove cap and insert cartridge into dispenser. Note: See dispenser instructions for proper cartridge placement. Once cartridge is properly inserted into dispenser, follow dispenser use instructions to dispense a 1:128 solution into a bucket, bottle, scrubber or other container.

SOLUTIONS CENTER™ (64 oz. containers) - Remove cap and insert cartridge into dispenser. Note: See dispenser instructions for proper cartridge placement. Once cartridge is in place, (squeeze the handle) (or) (press the button) to dispense a 1:128 solution into a bucket, bottle, scrubber or other container.

J-FILL™ DISPENSING SYSTEMS (84.5 oz. containers) - Remove cap and insert cartridge into dispenser. Note: See dispenser instructions for proper cartridge placement. Once cartridge is in place, (squeeze the handle) (or) (press the button) to dispense a 1:128 solution into a bucket, bottle, scrubber or other container.

RTD™ DISPENSING SYSTEMS (1.5L and/or 5L containers) - Turn off water to connect unit. Attach to water source. Rotate control knob to fill bottle or bucket. Squeeze handle to dispense a 1:128 solution into a bottle (bucket) (or other container). See device instruction manual for more information.

OUTPOST™ (SINGLE SOLUTION™) DISPENSING SYSTEMS (2 L containers) - Remove cap and insert cartridge into dispenser. Note: See dispenser instructions for proper cartridge placement. Once cartridge is in place turn the knob to dispense a 1:128 solution into a bucket, bottle, scrubber or other container.

PRACTICAL SOLUTIONS™ (1 gal. containers) - Remove cap and insert cartridge into dispenser. Note: See dispenser instructions for proper cartridge placement. Once cartridge is in place, press the button to dispense a 1:128 solution into a bucket, bottle, scrubber or other container.

COMMAND CENTER™ (1.5 gal. containers) - Remove cap and insert cartridge into dispenser. Note: See dispenser instructions for proper cartridge placement. Once cartridge is in place, press the button to dispense a 1:128 solution into a bucket, bottle, scrubber or other container.

ALPHA HP can be applied by mop, sponge, cloth, paper towel, (hand pump) trigger sprayer, auto-scrubber or foam gun (device). Change cloth, sponges or towels frequently to avoid redeposition of soil.

ACCEPTED
with COMMENTS
EPA Letter Dated:

MAR 10 2006

Under the Federal Insecticide,
Fungicide, and Rodenticide Act as
amended, for the pesticide,
registered under EPA Reg. No.

70627-54

8/11

To Sanitize Non-Food Contact Surfaces:

1. Pre-clean heavily soiled hard non-porous surfaces.
2. Apply Use Solution (1:128 dilution) until thoroughly wet.
3. Let stand for three (3) minutes.
4. Then wipe (or allow to air dry).
5. Not for use on food contact surfaces or on food preparation areas.

For use a Virucide:

1. Pre-clean heavily soiled areas.
2. Apply Use Solution (1:128 dilution) until thoroughly wet.
3. Let stand for five (5) minutes.
4. Then wipe (or allow to air dry).

***Alpha HP kills HIV-1 in one minute on pre-cleaned environmental surfaces/objects previously soiled with blood/body fluids in settings in which there is an expected likelihood of soiling of inanimate surfaces/objects with blood or body fluids, and in which the surfaces/objects likely to be soiled with blood or body fluids can be associated with the potential for transmission of Human Immunodeficiency Virus Type 1 (HIV-1) (associated with AIDS).**

SPECIAL INSTRUCTIONS FOR CLEANING AND DECONTAMINATION AGAINST HIV-1 ON SURFACES/OBJECTS SOILED WITH BLOOD/BODY FLUIDS:

Personal Protection: Disposable latex or vinyl gloves, gowns, face masks, or eye coverings as appropriate, must be worn during all cleaning of body fluids, blood, and decontamination procedures.

Cleaning Procedures: Blood and body fluids must be thoroughly cleaned from surfaces and objects before application of this product.

Contact Time: Allow surface to remain wet for 1 minute to kill HIV-1 and 5 minutes for other listed viruses. Allow 10 minutes to disinfect bacteria and 3 minutes to sanitize non-food contact surfaces.

Disposal of Infectious Material: Blood and other body fluids should be autoclaved and disposed of according to Federal, State, and local regulations for infectious waste disposal.

ACCEPTED
with COMMENTS
EPA Letter Dated:

MAR 10 2006

Under the Federal Insecticide,
Fungicide, and Rodenticide Act as
amended, for the pesticide,
registered under EPA Reg. No.

70627-57

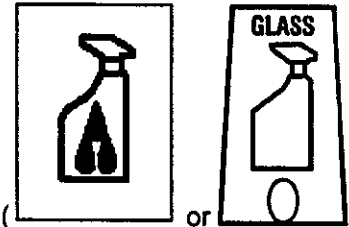
For Multiple Dilution Labels

To Prepare Use Solution:

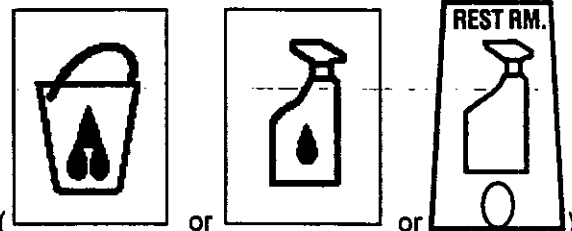
Add the product at 1/2 - 2 oz. per gallon water.

(Note to EPA: The directions that appear for specific container sizes will be substituted for the sentence above only on that container size.)

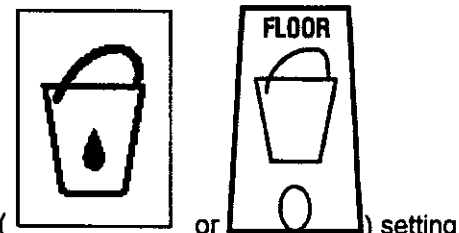
RTD™ SYSTEMS (1.5 or 5 L containers) - Using the RTD unit, dispense product into a (trigger sprayer), (auto scrubber,) (or) bucket.



For Cleaning (and Disinfection) (or Carpet Spotter) set the control knob to the (setting which provides 2 oz. of product per gallon of water dilution (1:64).



For Non-Food Contact Sanitization set the control knob to the (setting which provides 1 oz. of product per gallon of water dilution (1:128).



For Use as a Cleaner/Deodorizer/Degreaser set the control knob to the (setting which provides 1/2 oz. of product per gallon of water dilution (1:256).

For Use as Daily (One-Step) Cleaner/Disinfectant:

1. Pre-clean heavily soiled areas.
2. Apply Use Solution (2 oz. of product per gallon of water or 1:64 dilution) by (hand pump) coarse trigger sprayer to hard, non-porous environmental surfaces. Spray 6 -8 inches from surface; making sure to wet surfaces thoroughly.
3. All surfaces must remain wet for ten (10) minutes.
4. Wipe surfaces (and let air dry).

Note - Rinsing is not necessary unless floors are to be coated with finish or restorer. All food contact surfaces such as appliances and kitchen countertops must be rinsed with potable water. Do not use on glassware, utensils, or dishes.

ACCEPTED
with COMMENTS
EPA Letter Dated:

MAR 10 2006

Under the Federal Insecticide,
Fungicide, and Rodenticide Act as
amended, for the pesticide,
registered under EPA Reg. No.

70627-54

For Use To Clean and Disinfect Shower Rooms, Locker Rooms and Other Large, Open Areas with Floor Drains:

1. Pre-clean heavily soiled areas.
2. Apply Use Solution (2 oz. of product per gallon of water or 1:64 dilution) to floors, walls and ceilings making sure not to over spray. To disinfect, all surfaces must remain wet for ten (10) minutes.
3. *Special instructions for foam guns: Pour concentrate into foam gun bottle and attach bottle to spray nozzle and ensure gun is attached to hose. Note: See foam gun instructions for more information. Make sure setting is set for a 1:64 dilution. Once in place, squeeze the handle to dispense foam solution. To disinfect, all surfaces must remain wet for ten (10) minutes.*
4. Scrub using a deck brush or other coarse material as necessary.
5. Rinse surfaces thoroughly and let air dry.

To Sanitize Non-Food Contact Surfaces:

1. Pre-clean heavily soiled hard non-porous surfaces.
2. Apply Use Solution (1 oz. of product per gallon of water or 1:128 dilution) until thoroughly wet.
3. Let stand for three (3) minutes.
4. Then wipe (or allow to air dry).

For use as a Virucide:

1. Pre-clean heavily soiled areas.
2. Apply Use Solution (1:128 dilution) until thoroughly wet.
3. Let stand for five (5) minutes.
4. Then wipe (or allow to air dry).

For Use as a Cleaner/Deodorizer/Degreaser: Dilute product at 0.5 - 1.0 oz. of product per gallon of water (1:256 to 1:128). Apply to surfaces. Wipe surfaces (and let air dry).

For Carpet Pre-Spray: Dilute at 1.0 oz. of product per gallon of water (1:128), apply with coarse trigger sprayer or mechanical sprayer to entire surface to be cleaned. Allow product to dwell for an appropriate time to enhance soil removal. Then conduct normal carpet extraction cleaning procedure.

For Use as a Carpet Spotter: Dilute at 2 oz. of product per gallon of water (1:64). Apply with coarse trigger sprayer to spot. Allow product to dwell for an appropriate amount of time to enhance spot removal. Then conduct normal extraction procedures for spot removal.

STORAGE AND DISPOSAL

Do not contaminate water, food or feed by storage or disposal.

PESTICIDE STORAGE:

Do not reuse empty container. (Keep from freezing.)

PESTICIDE DISPOSAL:

Pesticide wastes are acutely hazardous. Improper disposal of excess pesticide, spray mixture, or rinsate is a violation of Federal law. If these wastes cannot be disposed of by use according to label instructions, contact your State Pesticide or Environmental Control Agency, or the Hazardous Waste representative at the nearest EPA Regional Office for guidance.

CONTAINER DISPOSAL:

(Plastic Containers:)

Triple rinse (or equivalent). Then offer for recycling or reconditioning, or puncture and dispose of in a sanitary landfill, or incineration or, if allowed by state and local authorities, by burning. If burned, stay out of smoke.

(Sealed Dispenser Cartridges)

Do not reuse, wrap empty container and put in trash. [Note to Agency: Please note that neither dispenser cartridges can be triple rinsed because they are closed sealed containers designed to reduce worker exposure to the concentrate.]

RECEIVED
with COMMENTS
EPA Letter Dated:

MAR 10 2006

Under the Federal Insecticide,
Fungicide, and Rodenticide Act as
amended, for the pesticide,
registered under EPA Reg. No.

70627-54

(Note to Agency: Text appearing in parenthesis or brackets is done to show optional text.)

11/11

ENVIRONMENTAL HAZARDS (for containers of 5 gallons or more)

Do not discharge effluent containing this product into lakes, streams, ponds, estuaries, oceans or other waters unless in accordance with the requirements of a National Pollutant Discharge Elimination System (NPDES) permit and the permitting authority has been notified in writing prior to discharge. Do not discharge effluent containing this product to sewer systems without previously notifying the local sewage treatment plant authority. For guidance contact your State Water Board or Regional Office of the EPA.

PRECAUTIONARY STATEMENTS

HAZARD TO HUMANS AND DOMESTIC ANIMALS

DANGER: Corrosive. Causes irreversible eye damage. Do not get in eyes, on skin or on clothing. Wear chemical splash-proof goggles or face shield, chemical resistant gloves and protective clothing. Harmful if swallowed, inhaled or absorbed through skin. Wash thoroughly with soap and water after handling and before eating, drinking, chewing gum or using tobacco. Remove and wash contaminated clothing before reuse.

EPA Reg. No. 70627-XX
EPA Est. No.

MSDS No. XXXXXXX
© 2006 JohnsonDiversey, Inc., Sturtevant, Wisconsin 53177-0902 U.S.A.

ACCEPTED
with COMMENTS
EPA Letter Dated:

MAR 10 2006

Under the Federal Insecticide,
Fungicide, and Rodenticide Act as
amended, for the pesticide,
registered under EPA Reg. No.

70627-5-4