

(Note to Agency: Text appearing in parenthesis or brackets is done to show optional text.)

Johnson Wax PROFESSIONAL

VIREX™ II/ 256 One-Step Disinfectant Cleaner And Deodorant

Bactericidal • Virucidal • Fungicidal • Mildewcidal • (Mildewstatic) • Deodorizer (Odor Counteractant) (Odor Neutralizer)
• Non-Dulling To Floors (Floor Finishes)

(Fragrance Free Formula) (Unscented) (Outdoor Fresh) (Country Breeze) (Spring Orchard) (Country Wildflowers)
(Fresh [Lemon] [Pine] [Mint] [Spring Fresh] [Floral] [Citrus] [Powder] Scent)
Meets OSHA Bloodborne Pathogen Standard for HBV & HIV

For (Hospital,) (Foodservice,) (Commercial,) Industrial & Institutional Use (Only)
(Suitable) For Use in Meat and Poultry Plants

ACTIVE INGREDIENTS:	
Didecyl dimethyl ammonium chloride.....	8.704%
n-Alkyl (50% C ₁₄ , 40% C ₁₂ , 10% C ₁₆) dimethyl benzyl ammonium chloride.....	8.190%
INERT (OTHER) INGREDIENTS:	83.106%
TOTAL:	100.000%

**KEEP OUT OF REACH OF CHILDREN
DANGER:**

See additional precautionary statements on back (side) (left) (right) (panel) (of) (label) (below).

See reference sheet (enclosed in each case) for (a complete list of pathogenic organisms) (additional features, claims, direction for use) (claimed for this product) (eliminated by VIREX™ II/ 256).

Net Contents:

(Product of USA)

ACCEPTED

FEB 22 2002

Under the Federal Insecticide, Fungicide, and Rodenticide Act as amended, for the pesticide, registered under EPA Reg. No. 70627-24

(MARKETING CLAIMS): (Note to EPA - This text will only appear on the appropriate container.)

ACCUMIX™ CONTAINERS (32 oz. container) - ACCUMIX™. (Remove [Loosen] cap). Squeeze. (Squeeze bottle.) Measure. (Measure amount). Pour. (Pour contents). (Designed) For use with 5 gallon Buddy Jugs™ (the BIG BUDDY™ [ACCUTAINER™] System). VIREX™ II/ 256 can also be diluted into pre-cleaned and properly labeled 5-gallon BUDDY JUG™ (ACCUTAINERS™) (Dispensing Containers) for dispensing as needed.

SOLUTIONS CENTER™ (64 oz. containers) - For use with (JOHNSON WAX PROFESSIONAL™) (SOLUTIONS CENTER™) Brand Dispensing Equipment. Eliminates Mixing. The Accurate Solution To Cleaner Dilution. Disinfectant Cleaning With The Convenience Of (SOLUTIONS CENTER™). (SOLUTIONS CENTER™) (This) packaging offers) Reduced Exposure To Concentrate Due To Closed Transfer System. Solutions To Go!

J-FILL™ DISPENSING SYSTEMS (84.5 oz. containers) - For use with (JOHNSON WAX PROFESSIONAL™) (J-FILL™) Brand Dispensing Equipment. Eliminates Mixing. The Accurate Solution To Cleaner Dilution. Disinfectant Cleaning With The Convenience Of J-FILL™. J-FILL™ (This) packaging offers) Reduced Exposure To Concentrate Due To Closed Transfer System. Solutions To Go!

ACCUPACK™ CONTAINERS (Pre-measured packets) - Pre-Measured [Tear-Open] Packets.

(FEATURES, CLAIMS & USES:)

(General Uses)

VIREX™ II/ 256 is a one-step (hospital-use) germicidal (disinfectant) cleaner and deodorant (odor-counteractant) (odor neutralizer) designed for general cleaning, (and) disinfecting, (deodorizing) (and controlling mold and mildew on) (of) hard, non-porous environmental surfaces. It cleans quickly by removing dirt, grime, mold, mildew, body oils and other common soils found in hospitals, nursing homes, schools and colleges, (day care centers), (medical) offices, funeral homes, veterinary clinics, pet shops, (equine farms), animal life science laboratories, hotels, motels, public areas and restrooms, foodservice establishments (restaurants) and federally inspected meat and poultry establishments (food [processing] plants).

It is designed for use on (Use daily on) (the following) (hard, non-porous environmental surfaces): vinyl, painted surfaces, plastic (surfaces), glazed ceramic, glazed porcelain, chrome, stainless steel, aluminum, laminated surfaces and baked enamel surfaces associated with floors, walls, ceilings, tables, chairs, countertops, telephones, fixtures, glazed tile, toilets, urinals, sinks, shower rooms and locker rooms areas - any washable (food and non-food contact) surface where disinfection is required. VIREX™ II/ 256's non-dulling formula eliminates the time and labor normally required for rinsing. A potable water rinse is required for food contact surfaces. Do not use on glasses, dishes and utensils.

(Hospitals/Health Care Facilities:)

VIREX™ II/ 256 is a one-step (hospital-use) germicidal (disinfectant) cleaner and deodorant (odor-counteractant) (odor neutralizer) designed for general cleaning, (and) disinfecting, (deodorizing) (and controlling mold and mildew on) (of) hard, non-porous environmental surfaces. VIREX™ II/ 256 cleans quickly by removing dirt, grime, mold, mildew, food residue, body oils, dead skin, blood and other organic matter commonly found in hospitals (and) (in health care facilities) (on medical surfaces). It (also) eliminates odors leaving (restroom) surfaces smelling clean and fresh. Use where odors are a problem.

VIREX™ II/ 256 cleans, disinfects and deodorizes (hard, non-porous environmental hospital (medical) surfaces) in one step (with no rinsing required). Its non-abrasive formula is designed for use on (Use daily on) (the following) hard, non-porous environmental surfaces: vinyl, painted surfaces, plastic (surfaces), glazed ceramic, glazed porcelain, chrome, stainless steel, laminated surfaces and baked enamel surfaces associated with floors, walls, ceilings, tables, chairs, countertops, telephones, fixtures, glazed tile, toilets, urinals, sinks found in (health care facilities [hospitals],) patient rooms, operating rooms, ICU areas, shower rooms, and locker rooms. (It can also be used to pre-clean and disinfect hospital items: wheelchairs, [hospital] [patient] bed rails and linings, wash basins, bed pans, medical equipment surfaces) - any washable (food and non-food contact) surface (where disinfection is required). A potable water rinse is required when disinfecting food contact surfaces. Do not use on glasses, dishes and utensils.

ACCEPTED

FEB 22 2002

Under the Federal Insecticide, Fungicide, and Rodenticide Act as amended, for the pesticide, registered under 70627-24

(Food Service:)

VIREX™ II/ 256 cleans by removing dirt, grime and food soils in food preparation and processing areas. Its non-abrasive formula will not harm (scratch) surfaces. It cleans, disinfects and eliminates odors leaving surfaces smelling clean and fresh. Use where odors are a problem.

Its non-abrasive formula is designed for use on (Use daily on) (the following) (hard, non-porous environmental surfaces): vinyl, painted surfaces, plastic (surfaces), glazed ceramic, glazed porcelain, chrome, aluminum, stainless steel, brass, copper, laminated surfaces and baked enamel surfaces (associated with floors, walls, ceilings, tables, chairs, countertops, fixtures, glazed tile, toilets, (toilet bowls), urinals, sinks found in food establishments, (restaurants), (commercial kitchens) & restrooms. A potable water rinse is required for food contact surfaces.

(Animal Housing Facilities:)

VIREX™ II/ 256 cleans by removing dirt, grime, mold, mildew, blood, urine, fecal matter and other common soils found in animal housing facilities, livestock, swine or poultry facilities, grooming facilities, farms, kennels, pet stores, veterinary clinics, laboratories or other small animal facilities. It (also) eliminates odors leaving surfaces smelling clean and fresh.

VIREX™ II/ 256 cleans, disinfects and deodorizes (hard, non-porous environmental surfaces) in one step. Its non-abrasive formula is designed for use on (Use daily on) (Use daily to clean and disinfect) hard, non-porous surfaces: plated or stainless steel, aluminum, chrome, glazed porcelain, glazed tile, laminated surfaces (associated with floors, walls, countertops, cages, kennels, animal equipment) found in (barns, pens and stalls) animal housing facilities.

(Public Restrooms:)

VIREX™ II/ 256 is a one-step disinfectant cleaner and deodorant (odor-counteractant) (odor-neutralizer) designed for general cleaning, (and) disinfecting, (deodorizing) (and) controlling mold and mildew on hard, non-porous environmental surfaces.

VIREX™ II/ 256 cleans, disinfects and deodorizes surfaces by killing odor-causing microorganisms and mold & mildew. Its non-abrasive formula is designed for use on (restroom surfaces:) glazed ceramic (restroom) tile, glazed porcelain, chrome, stainless steel and plastic surfaces associated with floors, walls, fixtures, toilets, urinals, sinks, shower rooms and locker rooms.

(Non-Acid Bowl [& Bathroom] Disinfectant Cleaner:)

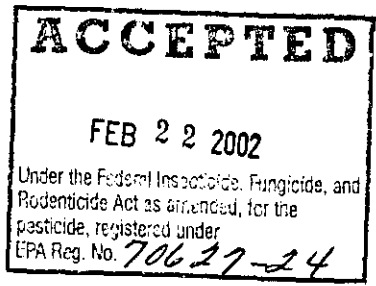
VIREX™ II/ 256 is a (concentrated) non-acid (bowl and) bathroom cleaner which cleans, disinfects and deodorizes in one easy step. It cleans, disinfects and deodorizes toilet bowls, urinals, rims, sinks, sink basins, faucets, tubs, glazed tiles, glazed ceramic, glazed porcelain, chrome, stainless steel, and all hard non-porous, washable surfaces found in the bathroom (restroom) (in the presence of organic soil).

VIREX™ II/ 256 eliminates odors leaving bathrooms (restrooms) smelling clean and fresh. Use where odors are a problem. It cleans, disinfects and deodorizes surfaces by killing many odor-causing microorganisms and mold & mildew. Its non-abrasive formula is designed for use (Use it daily) on ([hard, non-porous environmental] restroom surfaces:) glazed ceramic (restroom) tile, glazed porcelain, chrome, stainless steel and plastic surfaces associated with floors, walls, fixtures, toilets, urinals, sinks, shower rooms and locker rooms.

(Refill)

(To Refill Concentrate From Large Containers Into Smaller Containers:

VIREX™ II/ 256 may be used to fill and refill clean, properly labeled containers for dilution elsewhere within your facility. Make sure the small container has been cleaned, dried and properly labeled. Also make sure other items (funnels or hand pumps) are properly cleaned and dried. To refill, simply pour (or pump product) from the larger container directly into the smaller one being careful not to spill any product. Keep both containers sealed when not in use.



[NOTE TO AGENCY: All unbolded italicized phrases, which appear in the Directions for Use, are explanatory and are not to be considered label text. They are included for clarity to the agency only.]

(CLAIMS:)

When used as directed at a 1:256 dilution (1/2 oz. per gallon of water) (4mL/L), VIREX™ II/ 256 contains 660 ppm of active quaternary germicide making it highly effective against a wide variety (broad-spectrum) of pathogenic microorganisms (including bacteria, antibiotic resistant bacteria, viruses, fungi, mold and mildew. (See reference sheet (enclosed in each case) for a complete list of organisms.).

Using approved AOAC test methods (under Good Laboratory Practices, [GLP's]), in the presence of 400 ppm hard water, 5% serum load and 10 minutes contact time, VIREX™ II/ 256 kills the following on hard non-porous inanimate surfaces:

Viruses (*Virucidal Activity) – (kills on hard non-porous inanimate surfaces:) *Adenovirus Type 2, (VR-2)*

Fungi/Yeast (Fungicidal and Yeast Activity) – (kills on hard non-porous inanimate surfaces:)

Fungi: *Aspergillus niger, (ATCC 6275), Trichophyton mentagrophytes (athlete's foot fungus), (ATCC 9533)*

Yeast: *Candida albicans, (ATCC 10231)*

Mold/Mildew (Mildewcidal Activity) - kills the growth of mold and mildew: *Aspergillus niger (ATCC 6275)* (and the odors caused by them when applied to hard, non-porous environmental surfaces)

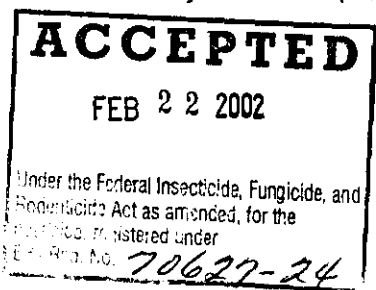
Using approved AOAC test methods (under Good Laboratory Practices, [GLP's]), in the presence of 400 ppm hard water, 10% serum load and 10 minutes contact time, unless otherwise noted, VIREX™ II/ 256 kills the following on hard non-porous inanimate surfaces:

Bacteria (Bactericidal Activity) - (kills on hard non-porous inanimate surfaces:)

- | | | |
|---|---|---|
| <i>Pseudomonas aeruginosa, (ATCC 15442)</i> | <i>Hafnia alvei, (ATCC 13337)</i> | <i>Salmonella typhi, (ATCC 6539)</i> |
| <i>Staphylococcus aureus, (ATCC 6538)</i> | <i>Klebsiella oxytoca, (ATCC 13182)</i> | <i>Salmonella typhimurium, (ATCC 13311)</i> |
| <i>Salmonella choleraesuis, (ATCC 10708)</i> | <i>Klebsiella pneumoniae, (ATCC 13883)</i> | <i>Serratia grimesii, (ATCC 14460)</i> |
| <i>Acinetobacter calcoaceticus, (ATCC 9957)</i> | <i>Legionella pneumophila, (ATCC 33153)</i> | <i>Serratia marcescens, (ATCC 9103)</i> |
| <i>Bordetella bronchiseptica, (ATCC 10580)</i> | <i>Listeria monocytogenes, (ATCC 15313)</i> | <i>Shigella dysenteriae, (ATCC 29026)</i> |
| <i>Burkholderia cepacia, (ATCC 25416)</i> | <i>Micrococcus luteus, (ATCC 4698)</i> | <i>Shigella flexneri, (ATCC 25875)</i> |
| formerly known as <i>Pseudomonas cepacia</i> | <i>Micrococcus luteus, (ATCC 14452)</i> | <i>Shigella sonnei, (ATCC 25931)</i> |
| <i>Campylobacter fetus, (ATCC 27374)</i> | <i>Micrococcus sedentarius, (ATCC 27573)</i> | <i>Staphylococcus aureus, (ATCC 25923)</i> |
| <i>Chlamydia psittaci, (VR-125)</i> | <i>Neisseria gonorrhoeae, (ATCC 43069)</i> | <i>Staphylococcus aureus (Toxic Shock), (ATCC 33586)</i> |
| <i>Citrobacter freundii, (ATCC 8090)</i> | <i>Pasteurella multocida, (ATCC 43137)</i> | <i>Staphylococcus epidermidis, (ATCC 14990)</i> |
| <i>Enterobacter agglomerans, (ATCC 27155)</i> | <i>Proteus mirabilis, (ATCC 9240)</i> | <i>Staphylococcus haemolyticus, (ATCC 29970)</i> |
| <i>Enterobacter cloacae, (ATCC 23355)</i> | <i>Proteus vulgaris, (ATCC 13315)</i> | <i>Streptococcus agalactiae, (ATCC 13813)</i> |
| <i>Enterobacter liquefaciens, (ATCC 14460)</i> | <i>Pseudomonas diminuta, (ATCC 11568)</i> | <i>Streptococcus mutans, (ATCC 25175)</i> |
| <i>Enterococcus faecalis, (ATCC 19433)</i> | <i>Pseudomonas fluorescens, (ATCC 13525)</i> | <i>Streptococcus pyogenes, (ATCC 19615)</i> |
| formerly known as <i>Streptococcus faecalis</i> | <i>Pseudomonas putida, (ATCC 12633)</i> | <i>Streptococcus pyogenes ("Strep A" - Flesh Eating Strain), (clinical isolate)</i> |
| <i>Enterococcus hirae, (ATCC 10541)</i> | <i>Pseudomonas stutzeri, (ATCC 17588)</i> | <i>Vibrio cholera, (ATCC 11623)</i> |
| <i>Escherichia coli, (ATCC 11229)</i> | <i>Salmonella choleraesuis pullorum, (ATCC 19945)</i> | <i>Yersinia enterocolitica, (ATCC 9610)</i> |
| <i>Escherichia coli 0157:H7, (ATCC 43890)</i> | <i>Salmonella enteritidis, (ATCC 13076)</i> | |
| <i>Flavobacterium meningosepticum, (ATCC 13253)</i> | <i>Salmonella gallinarum, (ATCC 9184)</i> | |
| <i>Haemophilus influenza, (ATCC 10211)</i> | <i>Salmonella schottmuelleri, (ATCC 10719)</i> | |

Antibiotic-Resistant (Strains of) Bacteria (Antibiotic-Resistant Bactericidal Activity) - (kills on hard non-porous inanimate surfaces:)

- | | | |
|--|--|---|
| <i>E. coli, (ATCC 55244);</i>
(Resistant to Kanamycin) | <i>Klebsiella oxytoca, (ATCC 15764);</i>
(resistant to Ampicillin, Dihydrostreptomycin) | <i>Staphylococcus aureus, (ATCC 14154)</i>
(Resistant to Erythromycin, Penicillin, Streptomycin, Tetracycline) |
| <i>E. coli, (ATCC 47041);</i>
(Resistant to Tetracycline) | <i>Micrococcus sedentarius, (ATCC 27573);</i>
(resistant to Methicillin) | <i>Staphylococcus aureus, (ATCC 33592)</i>
(Resistant to Methicillin [MRSA], Gentamicin [GRSA]) |
| <i>Enterococcus faecalis, (ATCC 51299);</i>
(Resistant to Vancomycin [VRE]) | <i>Staphylococcus aureus, (CDC HIP-5836),</i>
(Intermediate Vancomycin Resistance [VISA]) | <i>Staphylococcus epidermidis, (ATCC 51625);</i>
(Resistant to Methicillin [MRSE]) |
| | | <i>Streptococcus pneumoniae, (ATCC 51915)</i>
(Resistant to Penicillin [PRSP]) |



Viruses (*Virucidal Activity) – (kills on hard non-porous inanimate surfaces:)

Cytomegalovirus, (VR-538)	Herpes simplex Type 2, (VR-734)	Respiratory syncytial virus, (VR-26)
Herpes simplex Type 1, (VR-733)	Influenza Type A ₂ (Hong Kong), (VR-544)	Rotavirus, (Strain WA)
	Parainfluenza Type 3, (VR-93)	Vaccinia virus (smallpox vaccine virus), (VR-119)

Kills HIV-1 (AIDS virus) (HTLV-III_B) when used as directed on hard, non-porous inanimate surfaces with a 1 minute contact time.
Kills HBV when used as directed on hard, non-porous inanimate surfaces with a 5 minute contact time.

(Veterinary viruses:)

Avian Infectious bronchitis (IBV), (VR-22)	Feline viral rhinotracheitis, (VR- 636)	Pseudorabies, (VR- 135)
Avian Influenza, (VR -2072)	Infectious bovine rhinotracheitis, (VR -188)	Transmissible gastroenteritis virus (TGE), (U of Minn. Strain)
Canine distemper, (VR -128)	New Castle disease, (VR -108)	

Fungi/Yeast (Fungicidal and Yeast Activity) – (kills on hard non-porous inanimate surfaces:)

<i>Geotrichum candidum</i> , (ATCC 18301)	<i>Saccharomyces cerevisiae</i> , (ATCC 2601)
---	---

Mold/Mildew (Mildewstatic Activity) - controls and prevents (inhibits) the growth of mold and mildew. *Aspergillus niger* (ATCC 6275) (and the odors caused by them) when applied to hard, non-porous environmental surfaces.

Malodor(s) (Activity) (Odor) (Counteractancy) - eliminates (destroys) odors and odor-causing bacteria in restroom areas, behind and under sinks and counters, and storage areas (and other places where bacterial growth can cause malodors).

Bactericidal Stability of Use-Dilution - Tests show VIREX™ II/ 256, when diluted in 400 ppm hard water and in the presence of 5% serum load, remains effective against *Pseudomonas aeruginosa*, *Staphylococcus aureus* and *Salmonella choleraesuis* for up to 1 year in storage as long as it remains sealed. If product becomes visibly dirty or contaminated, the use-dilution must be discarded and fresh product prepared. Always use clean, dry containers when diluting this product.

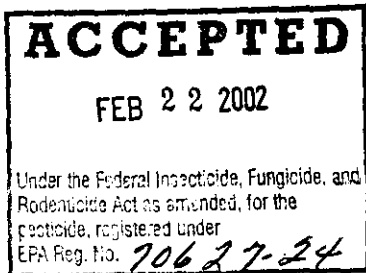
(Modes of Application:)

VIREX™ II/ 256 can be applied by mop, sponge, cloth, paper towel, (hand pump) coarse trigger sprayer, tank sprayer, (mechanical spray device,) auto-scrubber or (broadcast) foam gun (device). Change cloth, sponges or towels frequently to avoid redeposition of soil. For disinfection, all surfaces must remain wet for 10 minutes.

DIRECTIONS FOR USE:

It is a violation of Federal Law to use this product in a manner inconsistent with its labeling.

This product is not to be used as a terminal sterilant/high level disinfectant on any surface or instrument that (1) is introduced directly into the human body, either into or in contact with the blood stream or normally sterile areas of the body, or (2) contacts intact mucous membranes but which does not ordinarily penetrate the blood barrier or otherwise enter normally sterile areas of the body. This product may be used to pre-clean or decontaminate critical or semi-critical medical devices prior to sterilization or high level disinfection.



To Prepare Use Solution:

Add the product at 1/2 oz. per gallon of water (4 mL/L) (1:256).

(Note to EPA: The directions that appear for specific container sizes will be substituted for the sentence above only on that container size.)

ACCUMIX™ CONTAINERS (32 oz. container) - Add the product at 1/2 oz. per gallon of water (4mL/L) (1:256).

SOLUTIONS CENTER™ (64 oz. containers) - Remove cap and insert cartridge into dispenser. Note: See dispenser instructions for proper cartridge placement. Once cartridge is in place, squeeze the handle or press the button to dispense a 1:256 solution into a bucket, bottle, scrubber or other container.

J-FILL™ DISPENSING SYSTEMS (84.5 oz. containers) - Remove cap and insert cartridge into dispenser. Note: See dispenser instructions for proper cartridge placement. Once cartridge is in place, squeeze the handle or press the button to dispense a 1:256 solution into a bucket, bottle, scrubber or other container.

ACCUPACK™ CONTAINERS (Pre-measured packets) - (Simply) open and pour contents into xx gallons of water (for a 1:256 dilution). Keep packets in box until ready to use. (Pour contents of packet into xx gallons of water for a 1:256 dilution.)

(Special Instructions for ACCUPACK CONTAINERS.)

For Use as a Non-Acid Bowl Cleaner/Disinfectant in Toilet Bowls from Concentrate:

1. Pre-clean heavily soiled areas.
2. Pour packet contents into toilet bowl.
3. Swab entire surface area especially under the rim.
4. Allow entire surface to remain wet for ten (10) minutes.
5. Flush toilet and rinse swab applicator thoroughly.

For Use as a One-Step Cleaner/Disinfectant:

1. Pre-clean heavily soiled areas.
2. Apply Use Solution to hard, non-porous environmental surfaces.
3. To disinfect, all surfaces must remain wet for ten (10) minutes.
4. Wipe surfaces (and let air dry).

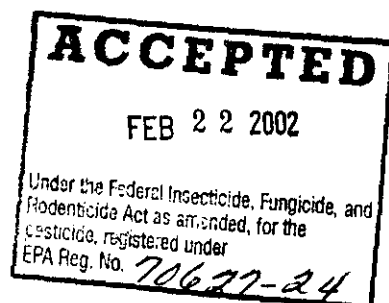
Note - Rinsing is not necessary unless floors are to be coated with finish or restorer. All food contact surfaces such as appliances and kitchen countertops must be rinsed with potable water. Do not use on glassware, utensils, or dishes.

For Use as a (General) Cleaner and/or Deodorizer:

Apply Use Solution to surfaces. Wipe surfaces (and let air dry).

For Use as a Cleaner/Disinfectant in Food Processing Plants:

1. Before using this product in food processing areas, food products and packaging materials must be removed from the room or carefully protected.
2. Apply Use Solution evenly over surface. Be sure to wet all surfaces thoroughly.
3. Allow product remain on surface for ten (10) minutes.
4. Wipe with clean cloth, sponge or paper towel.
5. For heavily soiled areas, thoroughly clean surface prior to disinfecting.
6. When disinfecting food contact surfaces used for food preparation, rinse surfaces thoroughly with potable water. This product must not be used to clean the following surfaces: utensils, glassware, and dishes.



7 8 11

For Use To Clean and Disinfect Barber and Beauty/Manicure Instruments and Tools:

1. Pre-clean heavily soiled items.
2. Completely immerse pre-cleaned combs, brushes, scissors, clipper blades, razors, manicure implements and other non-porous instruments in the Use Solution so that surfaces remain wet for ten (10) minutes.
3. Rinse surfaces thoroughly and let air dry before reuse.
4. Change solution daily or when visibly dirty.

NOTE: Plastics may remain immersed until ready to use. Stainless steel shears and other metal instruments must be removed after 10 minutes, rinsed, dried and kept in a clean, non-contaminated receptacle. Prolonged soaking may cause damage to metal instruments.

For Use as a Non-Acid Bowl Cleaner/Disinfectant in Toilet Bowls from Concentrate:

1. Pre-clean heavily soiled areas.
2. Add 3/8 oz. into toilet bowl for a 1:256 dilution.
3. Swab entire surface area especially under the rim.
4. Allow entire surface to remain wet for ten (10) minutes.
5. Flush toilet and rinse swab applicator thoroughly.

For Use as a Non-Acid Bowl Cleaner/Disinfectant in Toilet Bowls [and Urinals] from Use-Dilution:

1. Pre-clean heavily soiled areas.
2. Empty toilet bowls by forcing water through the trap. Apply Use Solution to exposed surfaces in toilet bowls and urinals.
3. Swab entire surface area especially under the rim.
4. Allow entire surface to remain wet for ten (10) minutes.
5. Flush toilet or urinal and rinse swab applicator thoroughly.

For Use To Clean and Disinfect Shower Rooms, Locker Rooms and Other Large, Open Areas with Floor Drains:

1. Pre-clean heavily soiled areas.
2. Apply Use Solution to floors, walls and ceilings making sure not to over spray. To disinfect, all surfaces must remain wet for ten (10) minutes.
Special instructions for foam guns: Pour concentrate into foam gun bottle and attach bottle to spray nozzle and ensure gun is attached to hose. Note: See foam gun instructions for more information. Make sure setting is set for a 1:256 dilution. Once in place, squeeze the handle to dispense foam solution. To disinfect, all surfaces must remain wet for ten (10) minutes.
3. Scrub using a deck brush or other coarse material as necessary.
4. Rinse surfaces thoroughly and let air dry.

To Kill Mold and Mildew (in 5% soil load):

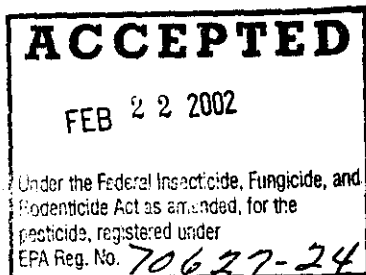
Pre-clean heavily soiled areas. Apply Use Solution to hard, non-porous environmental surfaces. Allow surfaces to remain wet for ten (10) minutes. Wipe surfaces (and let air dry).

To Control Mold and Mildew:

Apply Use Solution to hard, non-porous environmental surfaces. Allow to air dry. Repeat application weekly or when growth reappears.

To Kill Fungi:

Pre-clean heavily soiled areas. Apply Use Solution to hard, non-porous environmental surfaces. Allow surface to remain wet for ten (10) minutes. Wipe surfaces (and let air dry).



For Use For Treatment of Animal Housing Facilities:

1. Remove all animals and feeds from areas being treated.
2. Remove all litter and manure from floors, walls and surfaces of barns, pens, stalls, chutes, and other facilities occupied or traversed by animals.
3. Empty or cover all troughs, racks and other feeding and watering appliances.
4. Thoroughly clean all surfaces with soap and detergent and rinse with water.
5. Apply fresh Use Solution to floors, walls, cages and other washable hard, non-porous environmental surfaces. For smaller surfaces, use a trigger spray bottle to spray all surfaces with solution until wet. To disinfect, all surfaces must remain wet for ten minutes.
6. Do not house animals or re-employ equipment until product has dried.
7. For disinfection of feed racks, troughs, automatic feeders, fountains and watering appliances scrub with use-solution, let stand ten (10) minutes. Then thoroughly scrub all treated surfaces with soap or detergent and rinse with potable water before reuse.

***VIREX™ II/256 kills HBV and HIV-1 on pre-cleaned environmental surfaces/objects previously soiled with blood/body fluids** in health care settings (Hospitals, Nursing Homes) and other settings in which there is an expected likelihood of soiling of inanimate surfaces/objects with blood or body fluids, and in which the surfaces/objects likely to be soiled with blood or body fluids can be associated with the potential for transmission of Hepatitis B Virus and Human Immunodeficiency Virus Type 1 (HIV-1) (associated with AIDS).

SPECIAL INSTRUCTIONS FOR CLEANING AND DECONTAMINATION AGAINST HBV and HIV-1 OF SURFACES/ OBJECTS SOILED WITH BLOOD/BODY FLUIDS.

Personal Protection: Disposable latex or vinyl gloves, gowns, face masks, or eye coverings as appropriate, must be worn during all cleaning of body fluids, blood, and decontamination procedures.

Cleaning Procedures: Blood and body fluids must be thoroughly cleaned from surfaces and objects before application of VIREX™ II/ 256.

Contact Time: Allow surface to remain wet for 1 minute to kill HIV-1, 5 minutes to kill HBV and for 10 minutes to kill all other organisms cited on the label.

Disposal of Infectious Material: Blood and other body fluids should be autoclaved and disposed of according to Federal, State, and local regulations for infectious waste disposal.

STORAGE AND DISPOSAL

Do not contaminate water, food or feed by storage or disposal.

PESTICIDE STORAGE

Do not reuse empty container (unless refilling from a larger container of the same product according to the refilling actions outlined previously). (Keep from freezing).

PESTICIDE DISPOSAL

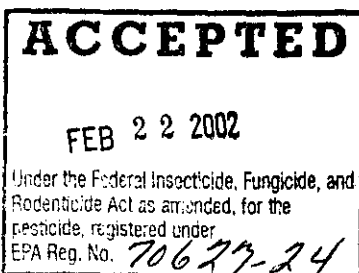
Pesticide wastes are acutely hazardous. Improper disposal of excess pesticide, spray mixture, or rinsate is a violation of Federal law. If these wastes cannot be disposed of by use according to label instructions, contact your State Pesticide or Environmental Control Agency, or the Hazardous Waste representative at the nearest EPA Regional Office for guidance.

CONTAINER DISPOSAL

(If not being refilled with VIREX™ II/ 256,) triple rinse (or equivalent). Then offer for recycling or reconditioning, or puncture and dispose of in a sanitary landfill, or incineration, or, if allowed by state and local authorities, by burning. If burned, stay out of smoke.

(Sealed Dispenser Cartridges/Portion-Dose (ACCUMIX™) bottles/Tear-open pouches:)

Do not reuse, wrap empty container and put in trash. [Note to Agency: Please note that neither dispenser cartridges nor portion-dose (ACCUMIX) bottles can be triple rinsed because they are closed sealed systems designed to reduce worker exposure to the concentrate.]



9 8 11

ENVIRONMENTAL HAZARDS (for containers of 5 gallons or 50 lbs. or more)

Do not discharge effluent containing this product into lakes, streams, ponds, estuaries, oceans or other waters unless in accordance with the requirements of a National Pollutant Discharge Elimination System (NPDES) permit and the permitting agency has been notified in writing prior to discharge. Do not discharge effluent containing this product to sewer systems without previously notifying the local sewage treatment plant authority. For guidance contact your State Water Board or Regional Office of the EPA.

**PRECAUTIONARY STATEMENTS
HAZARD TO HUMANS AND DOMESTIC ANIMALS**

DANGER: Corrosive. Causes irreversible eye damage and skin burns. Do not get in eyes, on skin or on clothing. Wear chemical splash-proof goggles or face shield, rubber gloves and protective clothing. Harmful if inhaled, swallowed or absorbed through skin. Avoid breathing spray mist. Wash thoroughly with soap and water after handling. Remove contaminated clothing and wash before reuse.

FIRST AID

IF IN EYES: Hold eye open and rinse slowly and gently with water for 15-20 minutes. Remove contact lenses, if present, after the first 5 minutes, then continue rinsing eye.

IF ON SKIN OR CLOTHING: Take off contaminated clothing. Rinse skin immediately with plenty of water for 15-20 minutes.

IF SWALLOWED: Call a poison control center or doctor immediately for treatment advice. Have a person sip a glass of water if able to swallow. Do not induce vomiting unless told to do so by a poison control center or doctor. Do not give anything by mouth to an unconscious person.

IF INHALED: Move person to fresh air. If person is not breathing, call 911 or an ambulance, then give artificial respiration, preferably mouth-to-mouth if possible.

**IN CASE OF EMERGENCY, CALL A POISON CONTROL CENTER OR DOCTOR FOR TREATMENT ADVICE.
1-800-851-7145**
Have the product container or label with you when calling a Poison Control Center or doctor or going in for treatment.

Note to Physician: Probable mucosal damage may contraindicate gastric lavage.

PELIGRO

Si no puede leer en ingles, pregunte a su supervisor sobre las instrucciones de uso apropiadas antes de trabajar con este producto.

EPA Reg. No. 70627-24
EPA Est. No. _____
(Lot number suffix (A) or (B) indicates appropriate establishment number.)
(MSDS Ref. No. xxxxxxxxxxx)

© 2001 S.C. Johnson Commercial Markets, Inc., Sturtevant, WI 53177-0902, U.S.A.

ACCEPTED
FEB 22 2002
Under the Federal Insecticide, Fungicide, and
Herbicide Act as amended, for the
pesticide, registered under
EPA Reg. No. 70627-24

Johnson Wax PROFESSIONAL

VIREX™ II/ 256 REFERENCE SHEET

When used as directed at a 1:256 dilution (1/2 oz. per gallon of water) (4mL/L), VIREX™ II/ 256 contains 660 ppm of active quaternary germicide making it highly effective against a wide variety (broad-spectrum) of pathogenic microorganisms.

Using approved AOAC test methods (under Good Laboratory Practices, [GLP's]), in the presence of 400 ppm hard water, 10% serum and 10 minutes contact time, unless otherwise noted, VIREX™ II/ 256 kills the following on hard non-porous inanimate surfaces:

Bacteria (Bactericidal Activity) - (kills on hard non-porous inanimate surfaces):

Pseudomonas aeruginosa, (ATCC 15442)
Staphylococcus aureus, (ATCC 6538)
Salmonella choleraesuis, (ATCC 10708)
Acinetobacter calcoaceticus, (ATCC 9957)
Bordetella bronchiseptica, (ATCC 10580)
Burkholderia cepacia, (ATCC 25416)
 formerly known as *Pseudomonas cepacia*
Campylobacter fetus, (ATCC 27374)
Chlamydia psittaci, (VR-125)
Citrobacter freundii, (ATCC 8090)
Enterobacter agglomerans, (ATCC 27155)
Enterobacter cloacae, (ATCC 23355)
Enterobacter liquefaciens, (ATCC 14460)
Enterococcus faecalis, (ATCC 19433)
 formerly known as *Streptococcus faecalis*
Enterococcus hirae, (ATCC 10541)
Escherichia coli, (ATCC 11229)
Escherichia coli 0157:H7, (ATCC 43890)
Flavobacterium meningosepticum, (ATCC 13253)
Haemophilus influenza, (ATCC 10211)

Hafnia alvei, (ATCC 13337)
Klebsiella oxytoca, (ATCC 13182)
Klebsiella pneumoniae, (ATCC 13883)
Legionella pneumophila, (ATCC 33153)
Listeria monocytogenes, (ATCC 15313)
Micrococcus luteus, (ATCC 4898)
Micrococcus luteus, (ATCC 14452)
Micrococcus sedentarius, (ATCC 27573)
Neisseria gonorrhoeae, (ATCC 43069)
Pasteurella multocida, (ATCC 43137)
Proteus mirabilis, (ATCC 9240)
Proteus vulgaris, (ATCC 13315)
Pseudomonas diminuta, (ATCC 11588)
Pseudomonas fluorescens, (ATCC 13525)
Pseudomonas putida, (ATCC 12633)
Pseudomonas stutzeri, (ATCC 17588)
Salmonella choleraesuis pullorum, (ATCC 19945)
Salmonella enteritidis, (ATCC 13076)
Salmonella gallinarum, (ATCC 9184)
Salmonella schottmuelleri, (ATCC 10719)

Salmonella typhi, (ATCC 6539)
Salmonella typhimurium, (ATCC 13311)
Serratia grimesii, (ATCC 14460)
Serratia marcescens, (ATCC 9103)
Shigella dysenteriae, (ATCC 29026)
Shigella flexneri, (ATCC 25875)
Shigella sonnei, (ATCC 25931)
Staphylococcus aureus, (ATCC 25923)
Staphylococcus aureus (Toxic Shock), (ATCC 33586)
Staphylococcus epidermidis, (ATCC 14990)
Staphylococcus haemolyticus, (ATCC 29970)
Streptococcus agalactiae, (ATCC 13813)
Streptococcus mutans, (ATCC 25175)
Streptococcus pyogenes, (ATCC 19615)
Streptococcus pyogenes ("Strep A" -
 Flesh Eating Strain), (clinical isolate)
Vibrio cholera, (ATCC 11623)
Yersinia enterocolitica, (ATCC 9610)

Antibiotic-Resistant (Strains of) Bacteria (Antibiotic-Resistant Bactericidal Activity) - (kills on hard non-porous inanimate surfaces):

E. coli, (ATCC 55244);
 (Resistant to Kanamycin)

Klebsiella oxytoca, (ATCC 15764);
 (resistant to Ampicillin, Dihydrostreptomycin)

Staphylococcus aureus, (ATCC 14154)
 (Resistant to Erythromycin, Penicillin, Streptomycin, Tetracycline)

E. coli, (ATCC 47041);
 (Resistant to Tetracycline)

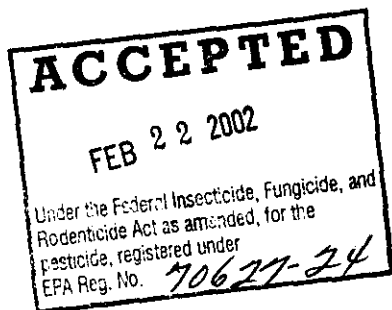
Micrococcus sedentarius, (ATCC 27573);
 (resistant to Methicillin)

Staphylococcus aureus, (ATCC 33592)
 (Resistant to to Methicillin [MRSA], Gentamicin [GRSA])

Enterococcus faecalis, (ATCC 51299);
 (Resistant to Vancomycin [VRE])

Staphylococcus aureus, (CDC HIP-5836),
 (Intermediate Vancomycin Resistance [VISA])

Staphylococcus epidermidis, (ATCC 51625);
 (Resistant to Methicillin [MRSE])
Streptococcus pneumoniae, (ATCC 51915)
 (resistant to Penicillin [PRSP])



Viruses (*Virucidal Activity) – (kills on hard non-porous inanimate surfaces:)

Cytomegalovirus, (VR-538)	Herpes simplex Type 2, (VR-734)	Respiratory syncytial virus, (VR-26)
Herpes simplex Type 1, (VR-733)	Influenza Type A ₂ (Hong Kong), (VR-544)	Rotavirus, (Strain WA)
	Parainfluenza Type 3, (VR-93)	Vaccinia virus (smallpox vaccine virus), (VR-119)

Kills HIV-1 (AIDS virus) (HTLV-III_B) when used as directed on hard, non-porous inanimate surfaces with a 1 minute contact time.
Kills HBV when used as directed on hard, non-porous inanimate surfaces with a 5 minute contact time.

(Veterinary viruses:)

Avian Infectious bronchitis (IBV), (VR-22)	Feline viral rhinotracheitis, (VR- 636)	Pseudorabies, (VR- 135)
Avian Influenza, (VR -2072)	Infectious bovine rhinotracheitis, (VR -188)	Transmissible gastroenteritis virus (TGE), (U of Minn. Strain)
Canine distemper, (VR -128)	New Castle disease, (VR -108)	

Fungi/Yeast (Fungicidal and Yeast Activity) – (kills on hard non-porous inanimate surfaces:)

Geotrichum candidum, (ATCC 18301) *Saccharomyces cerevisiae*, (ATCC 2601)

Using approved AOAC test methods (under Good Laboratory Practices, [GLP's]), in the presence of 400 ppm hard water, 5% serum load and 10 minutes contact time, unless otherwise noted, VIREX™ II/ 256 kills the following on hard non-porous inanimate surfaces:

Viruses (*Virucidal Activity) – (kills on hard non-porous inanimate surfaces:) *Adenovirus Type 2*, (VR-2)

Fungi/Yeast (Fungicidal and Yeast Activity) – (kills on hard non-porous inanimate surfaces:)

Fungi: *Aspergillus niger*, (ATCC 6275), *Trichophyton mentagrophytes* (athlete's foot fungus), (ATCC 9533)

Yeast: *Candida albicans*, (ATCC 10231)

Mold/Mildew (Mildewcidal Activity) - kills the growth of mold and mildew: *Aspergillus niger* (ATCC 6275) (and the odors caused by them when applied to hard, non-porous environmental surfaces.)

Mold/Mildew (Mildewstatic Activity) - controls and prevents (inhibits) the growth of mold and mildew: *Aspergillus niger* (ATCC 6275) (and the odors caused by them when applied to hard, non-porous environmental surfaces.)

Malodor(s) (Activity) (Counteractancy) – eliminates (destroys) odors and odor-causing bacteria in restroom areas, behind and under sinks and counters, garbage cans and storage areas (and other places where bacterial growth can cause malodors).

stericidal Stability of Use-Dilution - Tests show VIREX™ II/ 256, when diluted in 400 ppm hard water, remains effective against *Pseudomonas aeruginosa*, *Staphylococcus aureus* and *Salmonella choleraesuis* for up to 1 year in storage as long as it remains sealed. If product becomes visibly dirty or contaminated, the use-dilution must be discarded and fresh product prepared. Always use clean, dry containers when diluting this product.

EPA Reg. No. 70627-24

© 2001 S.C. Johnson Commercial Markets, Inc., Sturtevant, WI 53177-0902, U.S.A.

