

70627-23

9/1/2010

UNITED STATES ENVIRONMENTAL PROTECTION AGENCY

1/17

SEP - 1 2010

Ms. Kresti A. Lyddon
Senior Registration Specialist
JohnsonDiversey, Inc.
8310 16th Street, MS 707
Sturtevant, WI 53177-0902

Subject: **Virex II/64**
EPA Registration Number 70627-23
Application Dated: June 9, 2010
EPA Received Data: June 10, 2010

Dear Ms. Lyddon:

The following amendment, submitted in connection with registration under the Federal Insecticide, Fungicide, and Rodenticide Act (FIFRA), as amended is acceptable.

Proposed Labeling:

- Add the phrase "on hard, nonporous surfaces" to the Malodors statements as required by California DPR
- Correct minor typographical errors in the First Aid section
- Add Diversey brand name in Marketing Claims
- Clarify instructions for use of specialty dispensing equipment
- To update the animal housing section to be consistent with DIS/TSS-18 and 6
- To remove the Spanish precautionary language per California DPR

General Comments:

A stamped copy of the acceptable labeling is enclosed. Submit one (1) copy of your final printed labeling before distributing or selling the product bearing the revised labeling.

CONCURRENCES							
SYMBOL							
SURNAME							
DATE							

Should you have any questions or comments concerning this letter,
please contact Drusilla Copeland at (703) 308-6224.

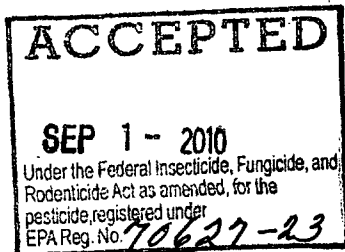
Sincerely,

Velma Noble
Product Manager (31)
Regulatory Management Branch I
Antimicrobials Division (7510P)

Enclosure: Label

(Note to Agency: Text appearing in parenthesis is done to show optional text.)

3
17
MARKED COPY



JohnsonDiversey



VIREX™ II/ 64

One-Step Disinfectant Cleaner and Deodorant

Bactericidal • *Virucidal • Fungicidal • Mildewcidal • (Mildewstatic) • Deodorizer (Odor Counteractant) (Odor Neutralizer)
• Non-Dulling To Floors (Floor Finishes) • Concentrate • Ready-to-Dispense (RTD)

(Fragrance Free Formula) (Unscented) (Outdoor Fresh) (Country Breeze) (Spring Orchard) (Country Wildflowers)
(Fresh [Lemon] [Pine] [Mint] [Spring Fresh] [Floral] [Citrus] [Powder] Scent)
Meets OSHA Bloodborne Pathogen Standard for HBV & HIV

For (Hospital,) (Foodservice,) (Commercial,) Industrial & Institutional Use (Only)
(Suitable) For Use in Meat and Poultry Plants

ACTIVE INGREDIENTS:

Didecyl dimethyl ammonium chloride	2.1760%
n-Alkyl (50% C ₁₄ , 40% C ₁₂ , 10% C ₁₆) dimethyl benzyl ammonium chloride	2.0475%

INERT (OTHER) INGREDIENTS:	95.7765%
---	----------

TOTAL:	100.0000%
---------------------	-----------

**KEEP OUT OF REACH OF CHILDREN
DANGER**

FIRST AID

IF IN EYES: Hold eye open and rinse slowly and gently with water for 15-20 minutes. Remove contact lenses, if present, after the first 5 minutes, then continue rinsing eye.

IF ON SKIN OR CLOTHING: Take off contaminated clothing. Rinse skin immediately with plenty of water for 15-20 minutes.

IF SWALLOWED: Call a poison control center or doctor immediately for treatment advice. Have a person sip a glass of water if able to swallow. Do not induce vomiting unless told to do so by a poison control center or doctor. Do not give anything by mouth to an unconscious person.

IF INHALED: Move person to fresh air. If person is not breathing, call 911 or an ambulance, then give artificial respiration, preferably mouth-to-mouth if possible.

IN CASE OF EMERGENCY, CALL A POISON CONTROL CENTER OR DOCTOR FOR TREATMENT ADVICE.

1-800-851-7145

Have the product container or label with you when calling a Poison Control Center or doctor or going in for treatment.

Note to Physician: Probable mucosal damage may contraindicate gastric lavage.

See additional precautionary statements on back (side) (left) (right) (panel) (of) (label) (below)

See reference sheet (enclosed in each case) for (a complete list of pathogenic organisms) (additional features, claims, directions for use) (claimed for this product) (eliminated by this product).

Net Contents:

(Product of XXXXXXXXXXXXX)

June 9, 2010
EPA Reg. No. 70627-23
Page 1 of 15

(Note to Agency: Text appearing in parenthesis is done to show optional text.)

5/15
MARKED COPY

(MARKETING CLAIMS): (Note to EPA - This text will only appear on the appropriate container.)

ACCUMIX™ CONTAINERS DISPENSING SYSTEM (32 oz. container) - ACCUMIX™. (Remove [Loosen] cap). Squeeze. (Squeeze bottle.) Measure. (Measure amount). Pour. (Pour contents). (Designed) For use with 5 gallon Buddy Jugs™ (the BIG BUDDY™ [ACCUTAINER™] System). this product can also be diluted into pre-cleaned and properly labeled 5-gallon BUDDY JUG™ (ACCUTAINERS™) (Dispensing Containers) for dispensing as needed.

SOLUTIONS CENTER™ DISPENSING SYSTEM (64 oz. containers) - For use with (Diversey) (JOHNSON WAX PROFESSIONAL™) (JohnsonDiversey) (SOLUTIONS CENTER™) Brand Dispensing Equipment. Eliminates Mixing. The Accurate Solution To Cleaner Dilution. Disinfectant Cleaning With The Convenience Of (SOLUTIONS CENTER™). (SOLUTIONS CENTER™) (This) packaging offers Reduced Exposure To Concentrate Due To Closed Transfer System. Solutions To Go!

J-FILL™ DISPENSING SYSTEM (84.5 oz. containers) - For use with (Diversey) (JOHNSON WAX PROFESSIONAL™) (JohnsonDiversey) (J-FILL™) Brand Dispensing Equipment. Eliminates Mixing. The Accurate Solution To Cleaner Dilution. Disinfectant Cleaning With The Convenience Of J-FILL™. J-FILL™ (This) packaging offers Reduced (Reduces) Exposure To Concentrate Due To Closed Transfer System. Solutions To Go!

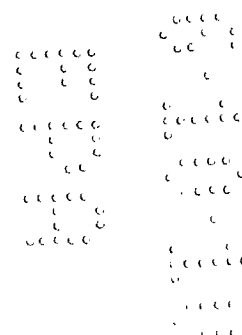
RTD™ DISPENSING SYSTEM (1.5L & 5L containers) - RTD. Very Simple. Very Smart. Ready-To-Dispense. Provides accuracy. No chemical connections, sealed bottle. Proven dilution control concentrate.

OUTPOST™ (SINGLE SOLUTION™) DISPENSING SYSTEM (3 L containers) - For use with (Diversey) (BUTCHER™) (RAMSEY™) (OUTPOST™) (SINGLE SOLUTION™) Brand Dispensing Equipment. Eliminates Mixing. The Accurate Solution To Cleaner Dilution. (OUTPOST™) (SINGLE SOLUTION™) (This) packaging offers Reduced Exposure To Concentrate Due To Closed Transfer System.

PRACTICAL SOLUTIONS™ DISPENSING SYSTEM (1 gal. containers) - For use with (Diversey) (BUTCHER™) (RAMSEY™) (PRACTICAL SOLUTIONS™) Brand Dispensing Equipment. Eliminates Mixing. The Accurate Solution To Cleaner Dilution. PRACTICAL SOLUTIONS™ (This) packaging offers Reduced Exposure To Concentrate Due To Closed Transfer System.

COMMAND CENTER™ DISPENSING SYSTEM (1.5 gal. containers) - For use with (Diversey) (BUTCHER™) (COMMAND CENTER™) Brand Dispensing Equipment. Eliminates Mixing. The Accurate Solution To Cleaner Dilution. COMMAND CENTER™ (This) packaging offers Reduced Exposure To Concentrate Due To Closed Transfer System.

PRE-MEASURED PACKETS DISPENSING SYSTEM - Pre-Measured [Tear-Open] Packets.



(FEATURES, CLAIMS & USES:)

(General Uses)

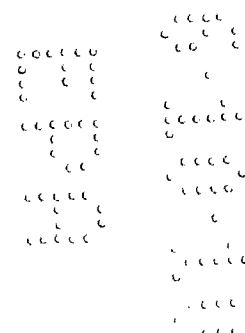
This product is a one-step (hospital-use) (hospital-grade) germicidal (disinfectant) cleaner and deodorant (odor-counteractant) (odor neutralizer) designed for general cleaning, (and) disinfecting, (deodorizing) (and (killing) (controlling) mold and mildew on) (of) hard, non-porous environmental surfaces. It cleans quickly by removing dirt, grime, mold, mildew, body oils and other common soils found in hospitals, nursing homes, (acute) (and) (long-term) (assisted living) care facilities, office buildings, schools and colleges (universities), (day care centers), (medical) (dental) offices, funeral homes, transportation facilities, train (depots) (stations), bus (depots) (stations), airports, cruise ships, Casinos, (retail facilities,) correctional facilities, athletic facilities, playgrounds, (gyms) locker rooms, health clubs, exercise equipment, barber/beauty (salons) (shops), veterinary clinics, pet shops, (equine farms) (poultry) (barns) (farms) (hatcheries), animal life science laboratories, hotels, motels, public areas and restrooms, foodservice establishments (restaurants) and federally inspected meat and poultry establishments (food [processing] [Beverage] [Brewing] plants), (Dairies) (Dairy farms), (Warehouses) ([Industrial (and)] (Commercial) buildings.

It is designed for use on (Use daily on) (the following) (hard, non-porous environmental surfaces:) vinyl, painted surfaces, plastic (surfaces), glass, mirrors, glazed ceramic, glazed porcelain, chrome, stainless steel, aluminum, laminated surfaces and baked enamel surfaces associated with floors, (floor drains), walls, ceilings, tables, chairs, countertops, telephones, fixtures, athletic equipment, (exercise) (fitness) equipment, glazed tile, toilets, urinals, sinks, sink basins, faucets, tubs, shower rooms and locker room areas - any hard, non-porous washable (food and non-food contact) surface where disinfection is required. This product's non-dulling (advanced) (deep-cleaning) formula eliminates the time and labor normally required for rinsing. A potable water rinse is required for food contact surfaces. Do not use on glasses, dishes and utensils.

(Hospitals/Health Care Facilities:)

This product is a one-step (hospital-use) germicidal (disinfectant) cleaner and deodorant (odor-counteractant) (odor neutralizer) designed for general cleaning, (and) disinfecting, (deodorizing) (and controlling mold and mildew on) (of) a hard, non-porous environmental surfaces. This product cleans quickly by removing dirt, grime, mold, mildew, food residue, body oils, dead skin, blood and other organic matter commonly found in hospitals (in health care facilities) (on medical surfaces). It (also) eliminates odors leaving (restroom) surfaces smelling clean and fresh. Use where odors are a problem.

This product cleans, disinfects and deodorizes (hard, non-porous environmental hospital (medical) surfaces) in one step (with no rinsing required). Its non-abrasive formula is designed for use on (Use daily on) (the following) (hard, non-porous environmental surfaces:) vinyl, painted surfaces, plastic (surfaces), glazed ceramic, glazed porcelain, chrome, stainless steel, laminated surfaces and baked enamel surfaces associated with floors, walls, ceilings, tables, chairs, countertops, telephones, fixtures, glazed tile, toilets, urinals, sinks found in (health care facilities [hospitals],) patient rooms, operating rooms, ICU areas, shower rooms, and locker rooms. (It can also be used to pre-clean and disinfect hospital items: wheelchairs, [hospital] [patient] bed rails and linings, wash basins, bed pans, medical equipment surfaces) - any washable (food and non-food contact) surface (where disinfection is required). A potable water rinse is required when disinfecting food contact surfaces. Do not use on glasses, dishes and utensils.



((Bathroom) (Restroom) (Bowl) Disinfectant Cleaner:)

This product is a (concentrated) (bowl and) (bathroom) (restroom) cleaner which cleans, disinfects and deodorizes in one easy step. It cleans, disinfects and deodorizes mirrors, glass, toilet bowls, urinals, rims, sinks, sink basins, faucets, tubs, glazed tiles, glazed ceramic, glazed porcelain, chrome, stainless steel, (floor) drains and all hard non-porous, washable surfaces found in the bathroom (restroom) (in the presence of organic soil). **(NOTE: When cleaning floors position wet-floor signs around area to be cleaned. Floors will be slippery when wet or contaminated with foreign materials. Promptly clean up spills and foreign materials.)**

This product eliminates odors leaving (bathrooms) (restrooms) smelling clean and fresh. Use where odors are a problem. It cleans, disinfects and deodorizes surfaces by killing odor-causing microorganisms. Its non-abrasive formula is designed for use (Use it daily) on ([hard, non-porous environmental]) (bathroom) (restroom) surfaces: mirrors, glazed ceramic (bathroom) (restroom) tile, glazed porcelain, chrome, stainless steel and plastic surfaces associated with floors, walls, fixtures, toilets, urinals, sinks, shower rooms, (floor) drains and locker rooms. **(NOTE: When cleaning floors position wet-floor signs around area to be cleaned. Floors will be slippery when wet or contaminated with foreign materials. Promptly clean up spills and foreign materials.)**

This product cleans, disinfects and deodorizes surfaces by killing odor-causing microorganisms. Its non-abrasive formula is designed for use on (restroom surfaces:) glazed ceramic (restroom) tile, glazed porcelain, chrome, stainless steel and plastic surfaces associated with floors, walls, fixtures, toilets, urinals, sinks, shower rooms, (floor) drains and locker rooms. **(NOTE: When cleaning floors position wet-floor signs around area to be cleaned. Floors will be slippery when wet or contaminated with foreign materials. Promptly clean up spills and foreign materials.)**

(Food Service:)

This product cleans by removing dirt, grime and food soils in food preparation and processing areas. Its non-abrasive formula will not harm (scratch) surfaces. It cleans, disinfects and eliminates odors leaving surfaces smelling clean and fresh. Use where odors are a problem.

Its non-abrasive formula is designed for use on (Use daily on) (the following) hard, non-porous environmental surfaces: vinyl, painted surfaces, plastic (surfaces), glazed ceramic, glazed porcelain, chrome, aluminum, stainless steel, brass, copper, laminated surfaces and baked enamel surfaces (associated with floors, walls, ceilings, tables, chairs, countertops, fixtures, glazed tile, toilets, (toilet bowls), urinals, sinks found in food establishments, (restaurants), (commercial kitchens) & restrooms. A potable water rinse is required for food contact surfaces.

(Animal Housing Facilities:)

This product cleans by removing dirt, grime, mold, mildew, blood, urine, fecal matter and other common soils found in animal housing facilities, livestock, swine or poultry facilities, grooming facilities, farms, kennels, pet stores, veterinary clinics, laboratories or other small animal facilities. It (also) eliminates odors leaving surfaces smelling clean and fresh.

This product cleans, disinfects and deodorizes (hard, non-porous environmental surfaces) in one step. Its non-abrasive formula is designed for use on (Use daily on) (Use daily to clean and disinfect) hard, non-porous surfaces: plated or stainless steel, aluminum, chrome, glazed porcelain, glazed tile, laminated surfaces (associated with floors, walls, countertops, cages, kennels, animal equipment) found in (barns, pens and stalls) animal housing facilities.

(Note to Agency: Text appearing in parenthesis is done to show optional text.)

2/5
MARKED COPY

(Refill)

(To Refill Concentrate From Large Containers Into Smaller Containers:)

This product may be used to fill and refill clean, properly labeled containers for dilution elsewhere within your facility. Make sure the small container has been cleaned, dried and properly labeled. Also make sure other items (funnels or hand pumps) are properly cleaned and dried. To refill, simply pour (or pump product) from the larger container directly into the smaller one being careful not to spill any product. Keep both containers sealed when not in use.

(CLAIMS:)

When used as directed at a 1:64 dilution (2 oz. per gallon of water) (16 mL/L), this product contains 660 ppm of active quaternary germicide making it highly effective against a wide variety (broad-spectrum) of pathogenic microorganisms (including bacteria, antibiotic resistant bacteria, viruses, fungi, mold and mildew. See reference sheet (enclosed in each case) for a complete list of organisms).

Using approved AOAC test methods (under Good Laboratory Practices, [GLP's]), in the presence of 400 ppm hard water, 5% serum load and 10 minutes contact time this product kills the following on hard non-porous inanimate surfaces:

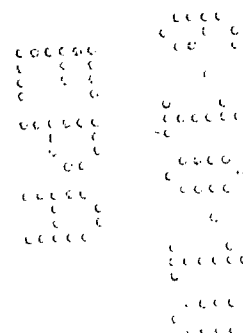
***Viruses (*Virucidal Activity) – *Adenovirus Type 2, (VR-2)**

Fungi/Yeast (Fungicidal and Yeast Activity) –

Fungi: *Aspergillus niger*, (ATCC 6275), *Trichophyton mentagrophytes* (athlete's foot fungus), (ATCC 9533)

Yeast: *Candida albicans*, (ATCC 10231)

Mold/Mildew (Mildewcidal Activity) - kills the growth of mold and mildew: *Aspergillus niger* (ATCC 6275) (and the odors caused by them when applied to hard, non-porous environmental surfaces).



Using approved AOAC test methods (under Good Laboratory Practices, [GLP's]), in the presence of 400 ppm hard water, 10% serum load and 10 minutes contact time this product kills the following on hard non-porous inanimate surfaces:

Bacteria (Bactericidal Activity) -*Pseudomonas aeruginosa*, (ATCC 15442)*Staphylococcus aureus*, (ATCC 6538)*Salmonella enterica*, (ATCC 10708)formerly known as *Salmonella choleraesuis**Acinetobacter baumannii* (ATCC 19606)*Acinetobacter calcoaceticus*, (ATCC 9957)*Bordetella bronchiseptica*, (ATCC 10580)*Burkholderia cepacia*, (ATCC 25416)formerly known as *Pseudomonas cepacia**Campylobacter fetus*, (ATCC 27374)*Chlamydia psittaci*, (VR-125)*Citrobacter freundii*, (ATCC 8090)*Enterobacter agglomerans*, (ATCC 27155)*Enterobacter cloacae*, (ATCC 23355)*Enterobacter liquefaciens*, (ATCC 14460)*Enterococcus faecalis*, (ATCC 19433)formerly known as *Streptococcus faecalis**Enterococcus hirae*, (ATCC 10541)*Escherichia coli*, (ATCC 11229)*Escherichia coli* O157:H7, (ATCC 43890)*Flavobacterium meningosepticum*, (ATCC 13253)*Haemophilus influenza*, (ATCC 10211)*Hafnia alvei*, (ATCC 13337)*Klebsiella oxytoca*, (ATCC 13182)*Klebsiella pneumoniae*, (ATCC 13883)*Legionella pneumophila*, (ATCC 33153)*Listeria monocytogenes*, (ATCC 15313)*Micrococcus luteus*, (ATCC 4698)*Micrococcus luteus*, (ATCC 14452)*Micrococcus sedentarius*, (ATCC 27573)*Neisseria gonorrhoeae*, (ATCC 43069)*Pasteurella multocida*, (ATCC 43137)*Proteus mirabilis*, (ATCC 9240)*Proteus vulgaris*, (ATCC 13315)*Pseudomonas diminuta*, (ATCC 11568)*Pseudomonas fluorescens*, (ATCC 13525)*Pseudomonas putida*, (ATCC 12633)*Pseudomonas stutzeri*, (ATCC 17588)*Salmonella enterica* (pullorum), (ATCC 19945)formerly known as *Salmonella choleraesuis* pullorum*Salmonella enteritidis*, (ATCC 13076)*Salmonella gallinarum*, (ATCC 9184)*Salmonella schottmuelleri*, (ATCC 10719)*Salmonella typhi*, (ATCC 6539)*Salmonella typhimurium*, (ATCC 13311)*Serratia marcescens*, (ATCC 9103)*Shigella dysenteriae*, (ATCC 29026)*Shigella flexneri*, (ATCC 25875)*Shigella sonnei*, (ATCC 25931)*Staphylococcus aureus*, (ATCC 25923)*Staphylococcus aureus* (Toxic Shock),

(ATCC 33586)

Staphylococcus epidermidis, (ATCC 14990)*Staphylococcus haemolyticus*, (ATCC 29970)*Streptococcus agalactiae*, (ATCC 13813)*Streptococcus mutans*, (ATCC 25175)*Streptococcus pyogenes*, (ATCC 19615)*Streptococcus pyogenes* ("Strep A" -

Flesh Eating Strain), (clinical isolate)

Vibrio cholera, (ATCC 11623)*Yersinia enterocolitica*, (ATCC 9610)**Antibiotic-Resistant (Strains of) Bacteria (Antibiotic-Resistant Bactericidal Activity) -***Escherichia coli*, (ATCC 55244);
(Resistant to Kanamycin)*Escherichia coli*, (ATCC 47041);
(Resistant to Tetracycline)*Enterococcus faecalis*, (ATCC 51299);
(Resistant to Vancomycin [VRE])*Staphylococcus aureus*, (NRS 123)(Genotype
USA400) Community Associated Methicillin
Resistant (CA-MRSA)*Klebsiella oxytoca*, (ATCC 15764);
(Resistant to Ampicillin,
Dihydrostreptomycin)*Micrococcus sedentarius*, (ATCC 27573);
(Resistant to Methicillin)*Staphylococcus aureus*, (CDC HIP 5836);
(Intermediate Vancomycin Resistance
(VISA))*Staphylococcus aureus*, (NRS 384)(Genotype
USA300) Community Associated Methicillin
(CA-MRSA)*Staphylococcus aureus*, (ATCC 14154);
(Resistant to Erythromycin, Penicillin,
Streptomycin, Tetracycline)*Staphylococcus aureus*, (ATCC 33592)
(Resistant to Methicillin [MRSA],
Gentamicin [GRSA])*Staphylococcus epidermidis*, (ATCC 51625);
(Resistant to Methicillin [MRSE])*Streptococcus pneumoniae*, (ATCC 51915);
(Resistant to Penicillin [PRSP])***Viruses (*Virucidal Activity) -****Cytomegalovirus*, (VR-538)**Herpes simplex Type 1*, (VR-733)**Herpes simplex Type 2*, (VR-734)**Human Coronavirus*, (VR-740)**Influenza Type A₂* (Hong Kong), (VR-544)**Parainfluenza Type 3*, (VR-93)**Respiratory syncytial virus*, (VR-26)**Rotavirus*, (Strain WA)**Vaccinia virus* (smallpox vaccine virus),
(VR-119)Kills *HIV-1 (AIDS virus) (HTLV-III_B) when used as directed on hard, non-porous inanimate surfaces with a 1 minute contact time.

Kills *HBV & *HCV when used as directed on hard, non-porous inanimate surfaces with a 5-minute contact time.

(*Veterinary viruses:)**Avian Infectious bronchitis* (IBV), (VR-22)**Avian Influenza*, (VR-2072)**Canine distemper*, (VR-128)**Feline viral rhinotracheitis*, (VR-636)**Infectious bovine rhinotracheitis*, (VR-188)**New Castle disease*, (VR-108)**Pseudorabies*, (VR-135)**Transmissible gastroenteritis virus* (TGE),
(U of Minn. Strain)**Fungi/Yeast (Fungicidal and Yeast Activity) -***Geotrichum candidum*, (ATCC 18301)*Saccharomyces cerevisiae*, (ATCC 2601)

(Note to Agency: Text appearing in parenthesis is done to show optional text.)

9
17
MARKED COPY

Non-Food Contact Sanitizer - When used on hard, non-porous surfaces in the presence of 400 ppm hard water, and 5% serum load, this product reduces the following organisms by 99.9% with a 1 minute contact time on hard non-porous inanimate surfaces:

<i>Staphylococcus aureus</i> , (ATCC 6538)	<i>Haemophilus influenzae</i> , (ATCC 10211)
<i>Klebsiella pneumoniae</i> , (ATCC 4352)	<i>Pseudomonas aeruginosa</i> , (ATCC 15442)
<i>Enterococcus faecalis</i> , (ATCC 7080)	<i>Salmonella enterica</i> , (ATCC 10708)
<i>Escherichia coli</i> O157:H7, (ATCC 35150)	<i>Shigella dysenteriae</i> , (ATCC 11835)

Non-Food Contact Sanitizer - Antibiotic-Resistant (Strains of) Bacteria (Antibiotic-Resistant Bactericidal Activity) -

<i>Enterococcus faecalis</i> , (VRE) (ATCC 51575)	<i>Staphylococcus aureus</i> , (MRSA) (ATCC 33592)
---	--

Mold/Mildew Mildewstatic Activity - controls and prevents (inhibits) the growth of mold and mildew: *Aspergillus niger* (ATCC 6275) (and the odors caused by them when applied to hard, non-porous environmental surfaces).

Malodor(s) (Activity) (Counteractancy) – eliminates (destroys) odors and odor-causing bacteria on hard, nonporous surfaces in restroom areas, behind and under sinks and counters, and storage areas (and other places where bacterial growth can cause malodors).

Bactericidal Stability of Use-Dilution - Tests show this product, when diluted in 400 ppm hard water and in the presence of 5% serum load, remains effective against *Pseudomonas aeruginosa*, *Staphylococcus aureus* and *Salmonella enterica* for up to 1 year in storage as long as it remains sealed. If product becomes visibly dirty or contaminated, the use-dilution must be discarded and fresh product prepared. Always use clean, dry containers when diluting this product.

(Modes of Application:)

This product can be applied by mop, sponge, cloth, disposable cloth, disposable wipe, paper towel, microfiber, (hand pump) coarse trigger sprayer, auto-scrubber or foam gun (device). Change cloth, sponges (wipes) or towels frequently to avoid redeposition of soil. For disinfection, all surfaces must remain wet for 10 minutes.

DIRECTIONS FOR USE:

It is a violation of Federal Law to use this product in a manner inconsistent with its labeling.

This product is not to be used as a terminal sterilant/high level disinfectant on any surface or instrument that (1) is introduced directly into the human body, either into or in contact with the blood stream or normally sterile areas of the body, or (2) contacts intact mucous membranes but which does not ordinarily penetrate the blood barrier or otherwise enter normally sterile areas of the body. This product may be used to pre-clean or decontaminate critical or semi-critical medical devices prior to sterilization or high level disinfection.

To Prepare Use Solution:

Add the product at 2 oz. per gallon of water (16 mL/L) (1:64).

(Note to EPA: The directions that appear for specific container sizes will be substituted for the sentence above only on that container size.)

ACCUMIX™ CONTAINERS (32 oz. container) - Add the product at 2 oz. per gallon of water (1:64).

SOLUTIONS CENTER™ DISPENSING SYSTEM (64 oz. containers) - (Remove cap and) Insert cartridge into dispenser. Note: See dispenser instructions for proper cartridge placement. Once cartridge is in place, squeeze the handle or press the button to dispense a 1:64 solution into a bucket, bottle, scrubber or other container.

J-FILL™ DISPENSING SYSTEM (84.5 oz. containers) - (Remove cap and) Insert cartridge into dispenser. Note: See dispenser instructions for proper cartridge placement. Once cartridge is in place, squeeze the handle or press the button to dispense a 1:64 solution into a bucket, bottle, scrubber or other container.

RTD™ DISPENSING SYSTEM (1.5L and/or 5L containers) - Turn off water to connect unit. Attach to water source. Rotate control knob to fill bottle (or bucket). Squeeze handle to dispense a 1:64 solution into a bottle (bucket) (or other container). See device instruction manual for more information.

OUTPOST™ (SINGLE SOLUTION™) DISPENSING SYSTEM (3 L containers) - (Remove cap and) Insert cartridge into dispenser. Note: See dispenser instructions for proper cartridge placement. Once cartridge is in place turn the knob to dispense a 1:64 solution into a bucket, bottle, scrubber or other container.

PRACTICAL SOLUTIONS™ DISPENSING SYSTEM (1 gal. containers) - (Remove cap and) Insert cartridge into dispenser. Note: See dispenser instructions for proper cartridge placement. Once cartridge is in place, press the button to dispense a 1:64 solution into a bucket, bottle, scrubber or other container.

COMMAND CENTER™ DISPENSING SYSTEM (1.5 gal. containers) - (Remove cap and) Insert cartridge into dispenser. Note: See dispenser instructions for proper cartridge placement. Once cartridge is in place, press the button to dispense a 1:64 solution into a bucket, bottle, scrubber or other container.

PRE-MEASURED PACKETS DISPENSING SYSTEM - (Simply) open and pour contents into xx gallons of water (for a 1:64 dilution). Keep packets in box until ready to use. (Pour contents of packet into xx gallons of water for a 1:64 dilution.)

(Special Instructions for PRE-MEASURED PACKETS DISPENSING SYSTEM)

For Use as a Non-Acid Bowl Cleaner/Disinfectant in Toilet Bowls from Concentrate:

1. Pre-clean heavily soiled areas.
2. Pour packet contents into toilet bowl.
3. Swab entire surface area especially under the rim.
4. Allow entire surface to remain wet for ten (10) minutes.
5. Flush toilet and rinse swab applicator thoroughly.

For Use as a One-Step Cleaner/Disinfectant Product:

1. Pre-clean heavily soiled areas.
2. Apply Use Solution to hard, non-porous environmental surfaces.
3. All surfaces must remain wet for ten (10) minutes.
4. Wipe surfaces (and let air dry).

Note - Rinsing is not necessary unless floors are to be coated with finish or restorer. All food contact surfaces such as appliances and kitchen countertops must be rinsed with potable water. Do not use on glassware, utensils, or dishes.

(NOTE: When cleaning floors position wet-floor signs around area to be cleaned. Floors will be slippery when wet or contaminated with foreign materials. Promptly clean up spills and foreign materials.)

To Sanitize Non-Food Contact Surfaces:

1. Pre-clean soiled hard non-porous surfaces.
2. Apply this product until surface is thoroughly wet.
3. Let stand 1 minute, then wipe.

Note: Not for use on food contact surfaces or on food preparation areas.

For Use as a (General) Cleaner and/or Deodorizer:

Apply Use Solution to surfaces. Wipe surfaces (and let air dry).

For Use as a Cleaner/Disinfectant in Food Processing Plants:

1. Before using this product in food processing areas, food products and packaging materials must be removed from the room or carefully protected.
2. Apply Use Solution evenly over surface. Be sure to wet all surfaces thoroughly.
3. Allow product remain on surface for ten (10) minutes.
4. Wipe with clean cloth, sponge or paper towel.
5. For heavily soiled areas, thoroughly clean surface prior to disinfecting.
6. When disinfecting food contact surfaces used for food preparation, rinse surfaces thoroughly with potable water. This product must not be used to clean the following surfaces: utensils, glassware, and dishes. (NOTE: When cleaning floors position wet-floor signs around area to be cleaned. Floors will be slippery when wet or contaminated with foreign materials. Promptly clean up spills and foreign materials.)

For Use To Clean and Disinfect Barber and Beauty/Manicure Instruments and Tools:

1. Pre-clean heavily soiled items.
2. Completely immerse pre-cleaned combs, brushes, scissors, clipper blades, razors, manicure implements and other non-porous instruments in the Use Solution so that surfaces remain wet for ten (10) minutes.
3. Rinse surfaces thoroughly and let air dry before reuse.
4. Change solution daily or when visibly dirty.

NOTE: Plastics may remain immersed until ready to use. Stainless steel shears and other metal instruments must be removed after 10 minutes, rinsed, dried and kept in a clean, non-contaminated receptacle. Prolonged soaking may cause damage to metal instruments.

For Use as a Non-Acid Bowl Cleaner/Disinfectant in Toilet Bowls from Concentrate:

1. Pre-clean heavily soiled areas.
2. Add 1.5 oz. into toilet bowl for a 1:64 dilution.
3. Swab entire surface area especially under the rim.
4. Allow entire surface to remain wet for ten (10) minutes.
5. Flush toilet and rinse swab applicator thoroughly.

For Use as a Non-Acid Bowl Cleaner/Disinfectant in Toilet Bowls [and Urinals] from Use-Dilution:

1. Pre-clean heavily soiled areas.
2. Empty toilet bowls by forcing water through the trap. Apply Use Solution to exposed surfaces in toilet bowls and urinals.
3. Swab entire surface area especially under the rim.
4. Allow entire surface to remain wet for ten (10) minutes.
5. Flush toilet or urinal and rinse swab applicator thoroughly.

(Note to Agency: Text appearing in parenthesis is done to show optional text.)

MARKED COPY

For Use To Clean and Disinfect Shower Rooms, Locker Rooms and Other Large, Open Areas with Floor Drains:

1. Pre-clean heavily soiled areas.
2. Apply Use Solution to floors, walls and ceilings making sure not to over spray. To disinfect, all surfaces must remain wet for ten (10) minutes.
3. *Special instructions for foam guns: Pour concentrate into foam gun bottle and attach bottle to spray nozzle and ensure gun is attached to hose. Note: See foam gun instructions for more information. Make sure setting is set for a 1:64 dilution. Once in place, squeeze the handle to dispense foam solution. To disinfect, all surfaces must remain wet for ten (10) minutes.*
4. Scrub using a deck brush or other coarse material as necessary.
5. Rinse surfaces thoroughly and let air dry.

(NOTE: When cleaning floors position wet-floor signs around area to be cleaned. Floors will be slippery when wet or contaminated with foreign materials. Promptly clean up spills and foreign materials.)

To Kill Mold and Mildew (in 5% soil load):

Pre-clean heavily soiled areas. Apply Use Solution to hard, non-porous environmental surfaces. Allow surfaces to remain wet for ten (10) minutes. Wipe surfaces (and let air dry).

To Control Mold and Mildew:

Apply Use Solution to pre-cleaned hard, non-porous environmental surfaces. Allow to air dry. Repeat application weekly or when growth reappears.

To Kill Fungi:

Pre-clean heavily soiled areas. Apply Use Solution to hard, non-porous environmental surfaces. Allow surface to remain wet for ten (10) minutes. Wipe surfaces (and let air dry).

For Use In Treatment of Animal Housing Facilities:

1. Remove all animals and feed from areas being treated.
2. Remove all litter and manure from floors, walls and surfaces of barns, pens, stalls, chutes, and other facilities occupied or traversed by animals.
3. Empty or cover all troughs, racks and other feeding and watering appliances.
4. Thoroughly clean all surfaces with soap or detergent and rinse with water.
5. Apply fresh use solution to floors, walls, cages and other washable hard, non-porous environmental surfaces. For smaller surfaces, use a trigger spray bottle to spray all surfaces with solution until wet. To disinfect, all surfaces must remain wet for ten (10) minutes.
6. Immerse all halters, ropes, and other types of equipment used in handling and restraining animals, as well as forks, shovels, and scrapers used for removing litter and manure.
7. Ventilate buildings, cars, boats and other closed spaces. Do not house animals or employ equipment until product has dried.
8. For disinfection of feed racks, troughs, automatic feeders, fountains and watering appliances scrub with use-solution, let stand ten (10) minutes. Then thoroughly scrub all treated surfaces with soap or detergent and rinse with potable water before reuse.

***This product kills HBV, HCV and HIV-1 on pre-cleaned environmental surfaces/objects previously soiled with blood/body fluids** in health care settings (Hospitals, Nursing Homes) and other settings in which there is an expected likelihood of soiling of inanimate surfaces/objects with blood or body fluids, and in which the surfaces/objects likely to be soiled with blood or body fluids can be associated with the potential for transmission of Hepatitis B Virus, Hepatitis C Virus and Human Immunodeficiency Virus Type 1 (HIV-1) (associated with AIDS).

SPECIAL INSTRUCTIONS FOR CLEANING AND DECONTAMINATION AGAINST HBV, HCV and HIV-1 ON SURFACES/OBJECTS SOILED WITH BLOOD/BODY FLUIDS.

Personal Protection: Disposable latex or vinyl gloves, gowns, face masks, and eye coverings as appropriate, must be worn during all cleaning of body fluids, blood, and decontamination procedures.

Cleaning Procedures: Blood and body fluids must be thoroughly cleaned from surfaces and objects before application of this product.

Contact Time: Allow surface to remain wet for 1 minute to kill HIV-1, 5 minutes to kill HBV & HCV, and for 10 minutes to kill all other organisms cited on the label.

Disposal of Infectious Material: Blood and other body fluids must be autoclaved and disposed of according to Federal, State, and local regulations for infectious waste disposal.

STORAGE AND DISPOSAL

Do not contaminate water, food or feed by storage or disposal.

PESTICIDE STORAGE

Do not reuse empty container (unless refilling from a larger container of the same product according to the refilling directions outlined previously). (Keep from freezing).

PESTICIDE DISPOSAL

Pesticide wastes are acutely hazardous. Improper disposal of excess pesticide, spray mixture, or rinsate is a violation of Federal law. If these wastes cannot be disposed of by use according to label instructions, contact your State Pesticide or Environmental Control Agency, or the Hazardous Waste representative at the nearest EPA Regional Office for guidance.

CONTAINER DISPOSAL (Note to reviewer – One or more of the following paragraphs for Container Disposal will be selected, depending on packaging type:)

(If not being refilled with this product,) triple rinse (or equivalent). Then offer for recycling or reconditioning, or puncture and dispose of in a sanitary landfill, or by incineration, or, if allowed by state and local authorities, by burning. If burned, stay out of smoke.

NONREFILLABLE SEALED CONTAINERS: *Note to Reviewer: Several of our packaging options (including ACCUMIX Containers™, Solutions Center™, J-Fill™, OUTPOST™, Single Solutions™, Smart Dose, Command Center™, or RTD™) are sealed containers or bottles designed to reduce worker exposure to the concentrate. None of these can be triple rinsed because they are closed, sonically welded, sealed containers. The following text will be used on these sealed container types:*

Nonrefillable container. Do not reuse or refill this container. Wrap empty container and put in trash.

NONREFILLABLE NON-RIGID CONTAINERS: *Note to Reviewer: Several of our packaging options are Bag-in-Box containers (a plastic bag liner supported inside a box) or are flexible bag-type containers (such as ACCUPACK™ Containers). These flexible containers are exempt from the triple rinsing requirements. The following text will be used on these container types:*

Nonrefillable container. Do not reuse or refill this container. Wrap empty container and put in trash.

SMALL NONREFILLABLE CONTAINERS: *Note to Reviewer: The following text will be used on rigid, nonrefillable containers small enough to shake (5 gallons or smaller):*

Nonrefillable container. Clean container promptly after emptying. Triple rinse as follows: Empty the remaining contents into application equipment or a mix tank. Fill the container $\frac{1}{4}$ full with water and recap. Shake for 10 seconds. Pour rinsate into application equipment or a mix tank or store rinsate for later use or disposal. Drain for 10 seconds after the flow begins to drip. Repeat this procedure two more times. Offer container for recycling, if available.

LARGE NONREFILLABLE CONTAINERS: *Note to Reviewer: One of the following paragraphs will be used on labels for rigid, nonrefillable containers too large to shake (larger than 5 gallons):*

Nonrefillable container. Clean container promptly after emptying. Triple rinse as follows: Empty the remaining contents into application equipment or a mix tank. Fill the container $\frac{1}{4}$ full with water and replace and tighten closures. Tip container on its side and roll it back and forth, ensuring at least one complete revolution, for at least 30 seconds. Stand the container on its end and tip it back and forth several times. Empty the rinsate into application equipment or a mix tank or store rinsate for later use or disposal. Repeat this procedure two more times. Offer container for reconditioning, if appropriate.

OR

Nonrefillable container. Clean container promptly after emptying. Pressure rinse as follows: Empty the remaining contents into application equipment or a mix tank and continue to drain for 10 seconds after the flow begins to drip. Hold container upside down over application equipment or a mix tank or collect rinsate for later use or disposal. Insert pressure-rinsing nozzle in the side of the container, and rinse at about 40 PSI for at least 30 seconds. Drain for 10 seconds after the flow begins to drip. Offer for reconditioning, if appropriate.

REFILLABLE CONTAINERS: *Note to Reviewer: One of the following paragraphs will be used on labels for refillable containers:*

Refillable container. Refill this container with (this brand or brand name) pesticide only. Do not reuse this container for any other purpose.

Cleaning the container before final disposal is the responsibility of the person disposing of the container. Cleaning before refilling is the responsibility of the refiller.

OR

Pressure rinsing the container before final disposal is the responsibility of the person disposing of the container. Cleaning before refilling is the responsibility of the refiller.

To clean the container prior to final disposal, empty the remaining contents from this container into application equipment or mix tank. Fill the container about 10 percent full with water. Agitate vigorously or recirculate water with the pump for 2 minutes. Pour or pump rinsate into application equipment or rinsate collection system. Repeat this rinsing procedure two more times.

(Note to Agency: Text appearing in parenthesis is done to show optional text.)

15
17
MARKED COPY

ENVIRONMENTAL HAZARDS (for containers of 5 gallons or 50 lbs. or more)

Do not discharge effluent containing this product into lakes, streams, ponds, estuaries, oceans or other waters unless in accordance with the requirements of a National Pollutant Discharge Elimination System (NPDES) permit and the permitting agency has been notified in writing prior to discharge. Do not discharge effluent containing this product to sewer systems without previously notifying the local sewage treatment plant authority. For guidance contact your State Water Board or Regional Office of the EPA.

PRECAUTIONARY STATEMENTS

HAZARD TO HUMANS AND DOMESTIC ANIMALS

DANGER: Corrosive. Causes irreversible eye damage and skin burns. Do not get in eyes, on skin or on clothing. Wear chemical splash-proof goggles or face shield, rubber gloves, and protective clothing. Harmful if swallowed, inhaled or absorbed through skin. Avoid breathing spray mist. Wash thoroughly with soap and water after handling. Remove contaminated clothing and wash before reuse.

PELIGRO

~~Si no puede leer en ingles, pregunte a su supervisor sobre las instrucciones de uso apropiadas antes de trabajar con este producto.~~

EPA Reg. No. 70627-23

EPA Est. No.

(MSDS Ref. No. XXXXXXXXXXXX)

© 2010 JohnsonDiversey, Inc., 8310 16th Street, Sturtevant, WI 53177, U.S.A. All Rights Reserved.



JohnsonDiversey



VIREX™ II/ 64 REFERENCE SHEET

Using approved AOAC test methods (under Good Laboratory Practices, [GLP's]), in the presence of 400 ppm hard water, 10% serum load and 10 minutes contact time this product kills the following on hard non-porous inanimate surfaces:

Bacteria (Bactericidal Activity) -

Pseudomonas aeruginosa, (ATCC 15442)
Staphylococcus aureus, (ATCC 6538)
Salmonella enterica, (ATCC 10708)
formerly known as *Salmonella choleraesuis*
Acinetobacter baumannii (ATCC 19606)
Acinetobacter calcoaceticus, (ATCC 9957)
Bordetella bronchiseptica, (ATCC 10580)
Burkholderia cepacia, (ATCC 25416)
formerly known as *Pseudomonas cepacia*
Campylobacter fetus, (ATCC 27374)
Chlamydia psittaci, (VR-125)
Citrobacter freundii, (ATCC 8090)
Enterobacter agglomerans, (ATCC 27155)
Enterobacter cloacae, (ATCC 23355)
Enterobacter liquefaciens, (ATCC 14460)
Enterococcus faecalis, (ATCC 19433)
formerly known as *Streptococcus faecalis*
Enterococcus hirae, (ATCC 10541)
Escherichia coli, (ATCC 11229)

Escherichia coli O157:H7, (ATCC 43890)
Flavobacterium meningosepticum, (ATCC 13253)

Haemophilus influenza, (ATCC 10211)
Hafnia alvei, (ATCC 13337)
Klebsiella oxytoca, (ATCC 13182)
Klebsiella pneumoniae, (ATCC 13883)
Legionella pneumophila, (ATCC 33153)
Listeria monocytogenes, (ATCC 15313)
Micrococcus luteus, (ATCC 4698)
Micrococcus luteus, (ATCC 14452)
Micrococcus sedentarius, (ATCC 27573)
Neisseria gonorrhoeae, (ATCC 43069)
Pasteurella multocida, (ATCC 43137)
Proteus mirabilis, (ATCC 9240)
Proteus vulgaris, (ATCC 13315)
Pseudomonas diminuta, (ATCC 11568)
Pseudomonas fluorescens, (ATCC 13525)
Pseudomonas putida, (ATCC 12633)
Pseudomonas stutzeri, (ATCC 17588)
Salmonella enterica (pullorum), (ATCC 19945)
formerly known as *Salmonella choleraesuis* pullorum
Salmonella enteritidis, (ATCC 13076)
Salmonella gallinarum, (ATCC 9184)

Salmonella schottmuelleri, (ATCC 10719)
Salmonella typhi, (ATCC 6539)
Salmonella typhimurium, (ATCC 13311)
Serratia marcescens, (ATCC 9103)
Shigella dysenteriae, (ATCC 29026)
Shigella flexneri, (ATCC 25875)
Shigella sonnei, (ATCC 25931)
Staphylococcus aureus, (ATCC 25923)
Staphylococcus aureus (Toxic Shock), (ATCC 33586)
Staphylococcus epidermidis, (ATCC 14990)
Staphylococcus haemolyticus, (ATCC 29970)
Streptococcus agalactiae, (ATCC 13813)
Streptococcus mutans, (ATCC 25175)
Streptococcus pyogenes, (ATCC 19615)
Streptococcus pyogenes ("Strep A" - Flesh Eating Strain), (clinical isolate)
Vibrio cholera, (ATCC 11623)
Yersinia enterocolitica, (ATCC 9610)

Antibiotic-Resistant (Strains of) Bacteria (Antibiotic-Resistant Bactericidal Activity) -

Escherichia coli, (ATCC 55244);
(Resistant to Kanamycin)

Escherichia coli, (ATCC 47041);
(Resistant to Tetracycline)

Enterococcus faecalis, (ATCC 51299);
(Resistant to Vancomycin [VRE])

Staphylococcus aureus, (NRS 123)(Genotype USA400) Community Associated Methicillin Resistant (CA-MRSA)

Klebsiella oxytoca, (ATCC 15764);
(Resistant to Ampicillin,
Dihydrostreptomycin)
Micrococcus sedentarius, (ATCC 27573);
(Resistant to Methicillin)

Staphylococcus aureus, (CDC HIP 5836);
(Intermediate Vancomycin Resistance (VISA))
Staphylococcus aureus, (NRS 384)(Genotype USA300) Community Associated Methicillin (CA-MRSA)

Staphylococcus aureus, (ATCC 14154);
(Resistant to Erythromycin, Penicillin,
Streptomycin, Tetracycline)
Staphylococcus aureus, (ATCC 33592)
(Resistant to Methicillin [MRSA],
Gentamicin [GRSA])
Staphylococcus epidermidis, (ATCC 51625);
(Resistant to Methicillin [MRSE])

Streptococcus pneumoniae, (ATCC 51915);
(Resistant to Penicillin [PRSP])

(Note to Agency: Text appearing in parenthesis is done to show optional text.)

MARKED COPY

***Viruses (*Virucidal Activity) -**

*Cytomegalovirus, (VR-538)

*Herpes simplex Type 1, (VR-733)

*Herpes simplex Type 2, (VR-734)

*Human Coronavirus, (VR-740)

*Influenza Type A₂ (Hong Kong), (VR-544)

*Parainfluenza Type 3, (VR-93)

*Respiratory syncytial virus, (VR-26)

*Rotavirus, (Strain WA)

*Vaccinia virus (smallpox vaccine virus),
(VR-119)

Kills *HIV-1 (AIDS virus) (HTLV-III_B) when used as directed on hard, non-porous inanimate surfaces with a 1 minute contact time.

Kills *HBV & *HCV when used as directed on hard, non-porous inanimate surfaces with a 5-minute contact time.

(*Veterinary viruses:)

*Avian Infectious bronchitis (IBV), (VR-22)

*Avian Influenza, (VR-2072)

*Canine distemper, (VR-128)

*Feline viral rhinotracheitis, (VR-636)

*Infectious bovine rhinotracheitis, (VR-188)

*New Castle disease, (VR-108)

*Pseudorabies, (VR-135)

*Transmissible gastroenteritis virus (TGE),
(U of Minn. Strain)

Fungi/Yeast (Fungicidal and Yeast Activity) -

Geotrichum candidum, (ATCC 18301)

Saccharomyces cerevisiae, (ATCC 2601)

Non-Food Contact Sanitizer - When used on hard, non-porous surfaces in the presence of 400 ppm hard water, and 5% serum load, this product reduces the following organisms by 99.9% with a 1 minute contact time on hard non-porous inanimate surfaces:

<i>Staphylococcus aureus</i> , (ATCC 6538)	<i>Haemophilus influenzae</i> , (ATCC 10211)
<i>Klebsiella pneumoniae</i> , (ATCC 4352)	<i>Pseudomonas aeruginosa</i> , (ATCC 15442)
<i>Enterococcus faecalis</i> , (ATCC 7080)	<i>Salmonella enterica</i> , (ATCC 10708)
<i>Escherichia coli</i> O157:H7, (ATCC 35150)	<i>Shigella dysenteriae</i> , (ATCC 11835)

Non-Food Contact Sanitizer - Antibiotic-Resistant (Strains of) Bacteria (Antibiotic-Resistant Bactericidal Activity) -

<i>Enterococcus faecalis</i> , (VRE) (ATCC 51575)	<i>Staphylococcus aureus</i> , (MRSA) (ATCC 33592)
---	--

Mold/Mildew Mildewstatic Activity - controls and prevents (inhibits) the growth of mold and mildew: *Aspergillus niger* (ATCC 6275) (and the odors caused by them when applied to hard, non-porous environmental surfaces).

Malodor(s) (Activity) (Counteractancy) - eliminates (destroys) odors and odor-causing bacteria on hard, nonporous surfaces in restroom areas, behind and under sinks and counters, and storage areas (and other places where bacterial growth can cause malodors).

Bactericidal Stability of Use-Dilution - Tests show this product, when diluted in 400 ppm hard water and in the presence of 5% serum load, remains effective against *Pseudomonas aeruginosa*, *Staphylococcus aureus* and *Salmonella enterica* for up to 1 year in storage as long as it remains sealed. If product becomes visibly dirty or contaminated, the use-dilution must be discarded and fresh product prepared. Always use clean, dry containers when diluting this product.

Using approved AOAC test methods (under Good Laboratory Practices, [GLP's]), in the presence of 400 ppm hard water, 5% serum load and 10 minutes contact time this product kills the following on hard non-porous inanimate surfaces:

***Viruses (*Virucidal Activity) -** *Adenovirus Type 2, (VR-2)

Fungi/Yeast (Fungicidal and Yeast Activity) -

Fungi: *Aspergillus niger*, (ATCC 6275), *Trichophyton mentagrophytes* (athlete's foot fungus), (ATCC 9533)

Yeast: *Candida albicans*, (ATCC 10231)

Mold/Mildew (Mildewcidal Activity) - kills the growth of mold and mildew: *Aspergillus niger* (ATCC 6275) (and the odors caused by them when applied to hard, non-porous environmental surfaces).

EPA Reg. No. 70627-23

© 2010 JohnsonDiversey, Inc., 8310 16th Street, Sturtevant, WI 53177, U.S.A. All Rights Reserved.

June 9, 2010
EPA Reg. No. 70627-23
Page 15 of 15