



UNITED STATES ENVIRONMENTAL PROTECTION AGENCY
WASHINGTON, DC 20460

MAR - 6 2009

OFFICE OF
PREVENTION, PESTICIDES
AND TOXIC SUBSTANCES

Kresti A. Lyddon
Sr. Registration Specialist
JohnsonDiversey, Inc.
8310 16th Street
P.O. Box 902
Sturtevant, WI 53177-0902

Subject: **SCJPTABC 801**
EPA Registration No. 70627-5
Application Date: December 4, 2008
Receipt Date: December 8, 2008

Dear Ms. Lyddon:

The following amendment, submitted in connection with registration under section of the Federal Insecticide, Fungicide, and Rodenticide Act (FIFRA), is acceptable.

Proposed Amendments

Revised Labeling per PR Notice 2007-4


General Comment

A stamped copy of the accepted labeling is enclosed.

Thank you for submitting this amendment as an electronic application. Please continue to submit your application(s) electronically. Refer to the following website for guidance on electronic submissions and label:
<http://www.epa.gov/pesticides/regulating/registering/submissions/index.htm>. If you have questions concerning electronic labeling, a list of contacts is available at the above website.

Should you have any questions or comments concerning this letter, please contact me by telephone at (703) 308-8583 or email address at: mitchell.emily@epa.gov, or Renae Whitaker by telephone at (703) 308-7003 or email address at: whitaker.renae@epa.gov during the hours of 8:00 am to 3:30 pm EST. When submitting information or data in response to this letter, a copy of this letter should accompany the submission to facilitate processing.

Sincerely yours,



Emily Mitchell
(Acting) Product Manager (34)
Regulatory Management Branch II
Antimicrobials Division (7510P)

Enclosure: EPA stamped labeling

3 7 8

(Note to Agency: Text appearing in parenthesis or brackets is done to show optional text.)

JohnsonDiversey



SCJPTABC 801

Disinfectant Thick Liquid (Toilet Bowl Cleaner) (Toilet Bowl Cleaner) (Toilet Bowl Cleanser) Cleaner Thickened Formula, Thick Liquid Toilet Bowl Cleaner

Cleans • Disinfects (in one minute!) (Kills Germs[†]) • Deodorizes • Eliminates Stains

Cleans, Disinfects (Kills Germs[†]) (Kills Bacteria[†] (in one minute!)) & Removes Stains; Removes Stubborn Stains; Thick Formula Removes (Eliminates) (Cleans) (Dissolves) Stubborn (Hard Water) (Lime) (Limescale) (Mineral) (Rust) (Iron) (Magnesium) (Dirt) (Water Ring) (Biofilm) (Dingy Build-Up) (Difficult) Stains (Easily) (Effectively) (Quickly); Cleans The Stains You See And The Germs[†] You Can't, (Don't); Gets Under The Rim, Works Below The Water Line; When clean really counts.®; (Pro) (Professional) VANISH...For a deep down clean.™

For Institutional (Hospital) and Industrial (Commercial) Use (Only)

Office Buildings • Nursing Homes • Schools • Food Service • Hotels • Motels • Hospitals • Restaurants

One Step (Hospital Grade) Cleaner/Disinfectant • Disinfects in 1 Minute • Deodorant • *Virucidal • Bactericidal • Germicidal • Pseudomonacidal • Staphylocidal • Cleans • Disinfects • Deodorizes • Removes Stains • Kills HIV-1 • Kills HAV • Kills HSV-1 • Kills HSV-2 • Kills MRSA (& GRSA) • Kills E. coli. (0157:H7) • Kills VRE • Kills VISA • Kills PRSP

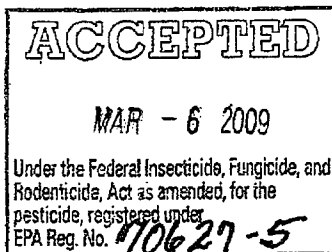
(New) Fragrance, Fresh (Scent), Clean Scent, Clean & Fresh Scent, Clean & Fresh Fragrance Formula

ACTIVE INGREDIENTS:	
Hydrogen Chloride.....	9.25%
n-Alkyl (60% C ₁₄ , 30% C ₁₆ , 5% C ₁₂ , 5% C ₁₈) dimethyl benzyl ammonium chloride	0.30%
n-Alkyl (68% C ₁₂ , 32% C ₁₄) dimethyl ethylbenzyl ammonium chloride	0.30%
INERT (OTHER) INGREDIENTS:	90.15%
TOTAL:	100.00%

**KEEP OUT OF REACH OF CHILDREN
DANGER**

Read (See) First Aid and other precautions on back (side) (left) (right) (panel) of label (below).

Net Contents:



(Product of USA)

(Note to Agency: Text appearing in parenthesis or brackets is done to show optional text.)

To open child resistant cap: Use fingernail or coin to pull back and push down rear-most ridge of spout. Push spout down after use.

(FEATURES) (USES)

SCJPTABC 801 when used as directed quickly eliminates (dissolves) rust, lime & uric acid deposits and keeps toilet bowls & urinals sparkling clean and odor free. Dissolves porous lime deposits and urine stains quickly and effectively. Recommended for use in the restroom facilities of commercial and industrial buildings, schools, hospitals, nursing homes, manufacturing plants, restaurants, food service establishments, office buildings, day care centers, veterinary clinics, hotels and motels. Will not harm the bacterial action of septic tanks.

[†]Kills Germs and Bacteria: *Pseudomonas aeruginosa* (ATCC 15442), *Staphylococcus aureus* (ATCC 6538), *Salmonella choleraesuis* (ATCC 10708), *Enterococcus faecalis* (ATCC 19433), *Escherichia coli* (0157:H7) [E. coli 0157:H7] (ATCC 43890), Ampicillin, Cefprofloxacin, Gentamicin, Risampin, Teicoplanin, and Vancomycin resistant *Enterococcus faecium* [VRE] (ATCC 51559), Methicillin & Gentamicin resistant *Staphylococcus aureus* [MRSA & GRSA] (ATCC 33592), intermediate Vancomycin resistant *Staphylococcus aureus* [VISA] (HIP-5836), Penicillin resistant *Streptococcus pneumoniae* [PRSP] (ATCC 51915)

(Claims:)

When used as directed, SCJPTABC 801 is highly effective against a wide variety (broad-spectrum) of pathogenic microorganisms. Using approved AOAC test methods (under Good Laboratory Practices, [GLP's]), in the presence of 10% serum load and 1 minute contact time SCJPTABC 801 kills the following:

Bacteria (Bactericidal Activity) - kills on hard non-porous inanimate surfaces:

<i>Pseudomonas aeruginosa</i> , (ATCC 15442)	<i>Salmonella choleraesuis</i> , (ATCC 10708)	<i>Escherichia coli</i> (0157:H7) [E. coli
<i>Staphylococcus aureus</i> , (ATCC 6538)	<i>Enterococcus faecalis</i> , (ATCC 19433)	0157:H7], (ATCC 43890)

Antibiotic-Resistant (Strains of) Bacteria (Antibiotic-Resistant Bactericidal Activity) - kills on hard non-porous inanimate surfaces:

<i>Enterococcus faecium</i> , (ATCC 51559) (resistant to Vancomycin [VRE], Ampicillin, Cefprofloxacin, Gentamicin, Risampin, and Teicoplanin)	<i>Staphylococcus aureus</i> , (ATCC 33592) (resistant to Methicillin & Gentamicin [MRSA & GRSA]) <i>Staphylococcus aureus</i> , (HIP-5836) (Intermediate resistance to Vancomycin [VISA])	<i>Streptococcus pneumoniae</i> , (ATCC 51915) (resistant to Penicillin [PRSP])
---	---	---

*Viruses (*Virucidal Activity) - kills on hard non-porous inanimate surfaces:

*HIV-1 (AIDS virus), (Strain HTLV-III _B)	*Hepatitis A virus (HAV), (VR-1073)	*Herpes simplex Type 1, (VR-733)
*Herpes simplex Type 2, (VR-734)		

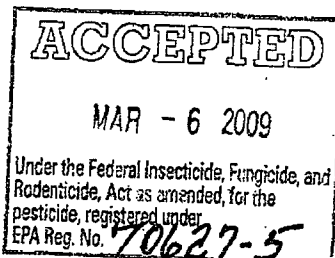
DIRECTIONS FOR USE:

It is a violation of Federal law to use this product in a manner inconsistent with its labeling.

TO CLEAN AND DISINFECT TOILET BOWLS & URINALS:

Toilet Bowls:

1. Remove water from bowl by forcing over trap with applicator.
2. Remove excess water from applicator by pressing it against side of bowl.
3. Pour 1 oz. of product onto applicator. (Squeeze for about 3 seconds).
4. Scrub entire unit especially under the rim at water outlets.
5. Wait 1 minute, then flush.



(Note to Agency: Text appearing in parenthesis or brackets is done to show optional text.)

Urinals:

1. Apply product directly to urinal surfaces including water outlet areas.
2. Pour 1 oz of product on applicator. (Squeeze for about 3 seconds).
3. Clean entire unit especially under the rim at water outlets.
4. Remove screen trap to deodorize drain and apply 1 ounce directly on edge and into drain.
5. Wait 1 minute, flush and rinse applicator.

TO CLEAN WASHBASINS, BATHTUBS, SHOWER STALLS, or other tile or porcelain restroom surfaces: always dilute product with 3 parts water. Do not allow solution to remain on fixtures or other surfaces without immediately rinsing with water.

TO REMOVE STUBBORN STAINS OR SCALE: For hard water stains such as mineral, rust, uric acid or lime stains, apply product directly to stained areas and let it remain at least 15 minutes, scrub then flush. Repeat if necessary.

If you spill ... SCJPTABC 801 is a powerful cleaner. **Never use full strength on** brass, chrome, stainless steel, plastic or non-porcelain material. If spillage onto these surfaces occurs, rinse **Immediately** with plenty of water and wipe with a clean cloth at once.

***(EFFECTIVE AGAINST HIV-1 (AIDS VIRUS):** This product was evaluated and found to be an effective virucide in the presence of 10% serum against the HIV-1 (AIDS Virus) on inanimate surfaces.) **KILLS HIV-1 ON PRE-CLEANED ENVIRONMENTAL SURFACES/ OBJECTS PREVIOUSLY SOILED WITH BLOOD/BODY FLUIDS** in health care settings or other settings where there is an expected likelihood of soiling of inanimate surfaces/objects with blood or body fluids and in which the surfaces/objects likely to be soiled with blood or body fluids can be associated with the potential for transmission of human immunodeficiency virus Type 1 (HIV-1) (associated with AIDS).

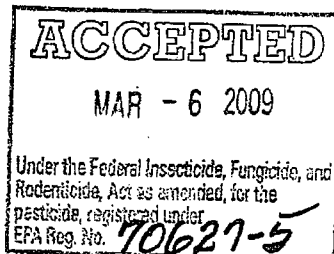
SPECIAL INSTRUCTIONS FOR CLEANING AND DECONTAMINATION AGAINST HIV-1 (AIDS VIRUS) ON SURFACES/OBJECTS SOILED WITH BLOOD/BODY FLUIDS.

Personal Protection: Disposable latex or vinyl gloves, gowns, face masks, or eye coverings as appropriate, must be worn during all cleaning of body fluids, blood, and decontamination procedures.

Cleaning Procedures: Blood and other body fluids must be thoroughly cleaned from surfaces and objects before application of disinfectant.

Contact Time: Allow surface to remain wet for 1 minute.

Disposal of Infectious Materials: Blood and other body fluids should be autoclaved and disposed of according to federal, state and local regulations for infectious waste disposal.



678

(Note to Agency: Text appearing in parenthesis or brackets is done to show optional text.)

STORAGE AND DISPOSAL

Do not contaminate water, food, or feed by storage and disposal

PESTICIDE STORAGE

Store in a cool, dry area inaccessible to children.

PESTICIDE DISPOSAL

Pesticide wastes are acutely hazardous. Improper disposal of excess pesticide, spray mixture, or rinsate is a violation of Federal Law. If these wastes cannot be disposed of by use according to label instructions, contact your State Pesticide or Environmental Control Agency, or the Hazardous Waste representative at the nearest EPA Regional Office for guidance.

CONTAINER DISPOSAL *Note to reviewer – One or more of the following paragraphs for Container Disposal will be selected, depending on packaging type:*

(If not being refilled with this product,) triple rinse (or equivalent). Then offer for recycling or reconditioning, or puncture and dispose of in a sanitary landfill, or incineration, or, if allowed by state and local authorities, by burning. If burned, stay out of smoke.

NONREFILLABLE SEALED CONTAINERS: *Note to EPA: Several of our packaging options (including ACCUMIX Containers™, Solutions Center™, J-Fill™, OUTPOST™, Single Solutions™, Smart Dose, Command Center™, or RTD™) are sealed containers or bottles designed to reduce worker exposure to the concentrate. None of these can be triple rinsed because they are closed, sonically welded, sealed containers. The following text will be used on these sealed container types:*

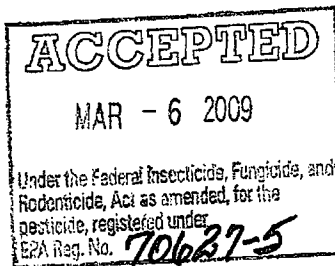
Nonrefillable container. Do not reuse or refill this container. Wrap empty container and put in trash.

NONREFILLABLE NON-RIGID CONTAINERS: *Note to EPA: Several of our packaging options are Bag-in-Box containers (a plastic bag liner supported inside a box) or are flexible bag-type containers (such as ACCUPACK™ Containers). These flexible containers are exempt from the triple rinsing requirements. The following text will be used on these container types:*

Nonrefillable container. Do not reuse or refill this container. Wrap empty container and put in trash.

SMALL NONREFILLABLE CONTAINERS: *Note to EPA: The following text will be used on rigid, nonrefillable containers small enough to shake (5 gallons or smaller):*

Nonrefillable container. Clean container promptly after emptying. Triple rinse as follows: Empty the remaining contents into application equipment or a mix tank. Fill the container ¼ full with water and recap. Shake for 10 seconds. Pour rinsate into application equipment or a mix tank or store rinsate for later use or disposal. Drain for 10 seconds after the flow begins to drip. Repeat this procedure two more times. Offer container for recycling, if available.



(Note to Agency: Text appearing in parenthesis or brackets is done to show optional text.)

LARGE NONREFILLABLE CONTAINERS: *Note to EPA: One of the following paragraphs will be used on labels for rigid, nonrefillable containers too large to shake (larger than 5 gallons):*

Nonrefillable container. Clean container promptly after emptying. Triple rinse as follows: Empty the remaining contents into application equipment or a mix tank. Fill the container ¼ full with water and replace and tighten closures. Tip container on its side and roll it back and forth, ensuring at least one complete revolution, for at least 30 seconds. Stand the container on its end and tip it back and forth several times. Empty the rinsate into application equipment or a mix tank or store rinsate for later use or disposal. Repeat this procedure two more times. Offer container for reconditioning, if appropriate.

OR

Nonrefillable container. Clean container promptly after emptying. Pressure rinse as follows: Empty the remaining contents into application equipment or a mix tank and continue to drain for 10 seconds after the flow begins to drip. Hold container upside down over application equipment or a mix tank or collect rinsate for later use or disposal. Insert pressure-rinsing nozzle in the side of the container, and rinse at about 40 PSI for at least 30 seconds. Drain for 10 seconds after the flow begins to drip. Offer for reconditioning, if appropriate.

REFILLABLE CONTAINERS: *Note to EPA: One of the following paragraphs will be used on labels for refillable containers:*

Refillable container. Refill this container with (this brand or brand name) pesticide only. Do not reuse this container for any other purpose.

Cleaning the container before final disposal is the responsibility of the person disposing of the container. Cleaning before refilling is the responsibility of the refiller.

OR

Pressure rinsing the container before final disposal is the responsibility of the person disposing of the container. Cleaning before refilling is the responsibility of the refiller.

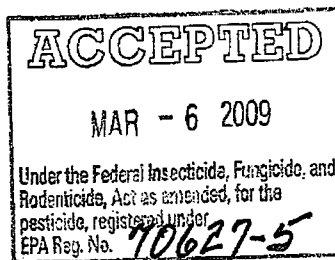
To clean the container prior to final disposal, empty the remaining contents from this container into application equipment or mix tank. Fill the container about 10 percent full with water. Agitate vigorously or recirculate water with the pump for 2 minutes. Pour or pump rinsate into application equipment or rinsate collection system. Repeat this rinsing procedure two more times.

PRECAUTIONARY STATEMENTS

HAZARD TO HUMANS AND DOMESTIC ANIMALS

DANGER: CORROSIVE. Causes irreversible eye damage or skin burns. Do not get in eyes, on skin or on clothing. Harmful if swallowed, absorbed through skin or inhaled. Avoid breathing vapors. Wear chemical splash-proof goggles, protective clothing and chemical resistant gloves. Wash thoroughly with soap and water after handling. Remove and wash clothing before reuse.

CHEMICAL HAZARDS: NEVER USE WITH CHLORINE PRODUCTS...these can react to give chlorine gas. If this occurs, flush toilet (or) (urinal) to remove chemicals and leave area. Do not return for half hour. Ventilate (the area) if possible. **Never** use or mix with other cleaners or chemicals. **Clean up spills right away.**



8 7 8

(Note to Agency: Text appearing in parenthesis or brackets is done to show optional text.)

FIRST AID:

IF IN EYES: Hold eye open and rinse slowly and gently with water for 15-20 minutes. Remove contact lenses, if present, after the first 5 minutes, then continue rinsing eye.

IF ON SKIN OR CLOTHING: Take off contaminated clothing. Rinse skin immediately with plenty of water for 15-20 minutes.

IF SWALLOWED: Call a Poison Control Center or doctor immediately for treatment advice. Have a person sip a glass of water if able to swallow. Do not induce vomiting unless told by a Poison Control Center or doctor. Do not give anything by mouth to an unconscious person.

IF INHALED: Remove person to fresh air. If person is not breathing, call 911 or an ambulance, and then give artificial respiration, preferably by mouth-to-mouth, if possible.

IN CASE OF EMERGENCY, CALL A POISON CONTROL CENTER OR DOCTOR FOR TREATMENT ADVICE.
1-800-851-7145
Have the product container or label with you when calling a Poison Control Center or doctor or going in for treatment.

Note to physician: Probable mucosal damage may contraindicate the use of gastric lavage.

Si no puede leer en ingles, pregunte a su supervisor sobre las instrucciones de uso apropiadas antes de trabajar con este producto.

Contains no phosphorous (phosphates).

EPA Reg. No. 70627-5

EPA Est. No.

(Lot code letters indicate establishment number.)

(MSDS Ref. No.xxxxxxxxxx)

© 2008 JohnsonDiversey, Inc., 8310 16th Street, Sturtevant, WI 53177, U.S.A. All Rights Reserved.

