



U.S. ENVIRONMENTAL PROTECTION AGENCY

Office of Pesticide Programs
Registration Division (7504P)
1200 Pennsylvania Ave., N.W.
Washington, D.C. 20460

EPA Reg. Number:

70506-292

Date of Issuance:

NOTICE OF PESTICIDE:

[X] Registration
[] Reregistration
(under FIFRA, as amended)

Term of Issuance:

Unconditional

Name of Pesticide Product:

UPI Captan 50 WP

Name and Address of Registrant (include ZIP Code):

United Phosphorus, Inc.

P.O. Box 370

Valdosta, GA 31603-0370

Attn.: Sherry B. Hutcheson

Note: Changes in labeling differing in substance from that accepted in connection with this registration must be submitted to and accepted by the Registration Division prior to use of the label in commerce. In any correspondence on this product always refer to the above EPA registration number.

On the basis of information furnished by the registrant, the above named pesticide is hereby registered under the Federal Insecticide, Fungicide and Rodenticide Act. Registration is in no way to be construed as an endorsement or recommendation of this product by the Agency. In order to protect health and the environment, the Administrator, on his motion, may at any time suspend or cancel the registration of a pesticide in accordance with the Act. The acceptance of any name in connection with the registration of a product under this Act is not to be construed as giving the registrant a right to exclusive use of the name or to its use if it has been covered by others.

This product is conditionally registered in accordance with FIFRA section 3(c)(7)(A), provided that you:

- 1. Submit and/or cite all data required for registration of your product under FIFRA section 3(c)(5) when the Agency requires all registrants of similar products to submit such data; and submit acceptable responses required for reregistration of your product under FIFRA section 4.

Page 1 of 2

Signature of Approving Official:

[Handwritten signature: Tony Kish]

Date:

MAY 22 2012

Tony Kish, Product Manager, Team 22
Fungicide Branch, Registration Division (7504P)

2/27

Notice of Pesticide Registration
Product Name UPI Captan 80 WP
EPA Reg. No. 70506-292
Page 2 of 2

Make the following change to the label:

- a. Change the product registration number to "EPA Reg. No. 70506-292"
 - b. On page 4 after the first paragraph ending in "... Worker Protection Standard," add the following: "Do not enter or allow worker entry into treated areas during the restricted entry intervals (REI) listed for each crop."
2. Submit one copy of the revised final printed label before the product is released for shipment.

If these conditions are not complied with, the registration will be subject to cancellation in accordance with FIFRA section 6(e). Your release for shipment of the product constitutes acceptance of these conditions.

A copy of the label stamped "Accepted with Comments" is enclosed for your records.

Enclosure: Label stamped "Accepted with Comments"

ACCEPTED
with COMMENTS
In EPA Letter Dated
MAY 22 2012
Under the Federal Insecticide,
Fungicide, and Rodenticide Act
as amended, for the pesticide
registered under EPA Reg. No.
70506-292

3/27
UPI CAPTAN 50 WP
Draft Label
February 7, 2012

Group M Fungicide

UPI CAPTAN 50 WP

A Fungicide for Plant Disease Control

UPI CAPTAN 50 WP is a microfine wettable powder for use in water as a spray for the control of certain fungus diseases of fruit and ornamental crops, and as a soil treatment for the control of certain seed rots and damping-off diseases.

ACTIVE INGREDIENTS:

*Captan..... 48.9%
Related Derivatives 0.7%

OTHER INGREDIENTS: 50.4%

TOTAL:..... 100.0%

*N-Trichloromethylthio-4-cyclohexene-1,2-dicarboximide

KEEP OUT OF REACH OF CHILDREN

DANGER/PELIGRO

Si usted no entiende la etiqueta, busque a alguien para que se la explique a usted en detalle. (If you do not understand this label, find someone to explain it to you in detail.)

FIRST AID

IF IN EYES:	<ul style="list-style-type: none"> • Hold eye open and rinse slowly and gently with water for 15-20 minutes. • Remove contact lenses, if present, after the first 5 minutes, then continue rinsing eye. • Call a poison control center or doctor for treatment advice.
IF ON SKIN OR CLOTHING:	<ul style="list-style-type: none"> • Take off contaminated clothing. • Rinse skin immediately with plenty of water for 15-20 minutes. • Call a poison control center or doctor for treatment advice.
IF SWALLOWED:	<ul style="list-style-type: none"> • Call a poison control center or doctor immediately for treatment advice. • Have person sip a glass of water if able to swallow. • Do not induce vomiting unless told to do so by a poison control center or doctor. • Do not give anything by mouth to an unconscious person.
IF INHALED:	<ul style="list-style-type: none"> • Move person to fresh air. • If person is not breathing, call 911 or an ambulance, then give artificial respiration, preferably mouth-to-mouth if possible. • Call a poison control center or doctor for further treatment advice.

NOTE TO PHYSICIAN: Probable mucosal damage may contraindicate the use of gastric lavage. Have the product container or label with you when calling Poison Control Center or doctor or going for treatment.

EMERGENCY TELEPHONE NUMBERS

For medical emergency treatment information, call 1-866-673-6671 (Rocky Mountain Poison Control). For chemical emergency: Spill, leak, fire, exposure, and accident call CHEMTREC 1-800-424-9300.

NET CONTENTS: _____ Pounds

United Phosphorus, Inc.
630 Freedom Business Center, Suite 402
King of Prussia, PA 19406

EPA Reg. No. 70506-~~xxxxx~~ 292
EPA Est. No. _____

9/27

PRECAUTIONARY STATEMENTS
Hazards To Humans And Domestic Animals
DANGER

Corrosive. Causes irreversible eye damage. Harmful if absorbed through skin. Do not get in eyes. Avoid contact with skin. Wear long-sleeved shirt and long pants; socks and shoes, protective eyewear (goggles, face shield or safety glasses), and chemical resistant gloves (such as or made out of any waterproof material, selection category A). Wash thoroughly with soap and water after handling. Prolonged or frequently repeated skin contact may cause allergic reaction in some individuals.

PERSONAL PROTECTIVE EQUIPMENT (PPE)

Some materials that are chemical-resistant to this product are polyethylene and polyvinyl chloride. If you want more options, follow the instructions for category A on an EPA chemical-resistance category selection chart.

All mixers, loaders, applicators, flaggers, and other handlers (including handlers participating in seeding and transplanting as part of root dip treatments) must wear:

- Long sleeved shirt and long pants,
- Shoes plus socks,
- Chemical-resistant gloves (except applicators driving motorized equipment)
- Chemical resistant apron when mixing/loading, participating in dip treatments, cleaning up spills, cleaning equipment, or otherwise exposed to the concentrate.
- Protective eyewear
- NIOSH-approved dust mist filtering respirator with MSHA/NIOSH approval number prefix TC-21C or a NIOSH-approved respirator with any N, R, P, or HE filter when mixing/loading, cleaning up spills, cleaning equipment, or otherwise exposed to the concentrate.

Follow manufacturer's instructions for cleaning and maintaining PPE. If no such instructions for washables exist, use detergent and hot water. Keep and wash PPE separately from other laundry.

ENGINEERING CONTROL STATEMENT

When handlers use closed systems, enclosed cabs, or aircraft in a manner that meets the requirements listed in the Worker Protection Standard (WPS) for agricultural pesticides [40 CFR 170.240 (d)(4-6)], the handler PPE requirements may be reduced or modified as specified in the WPS.

USER SAFETY RECOMMENDATIONS

Users should:

- Wash hands before eating, drinking, chewing gum, using tobacco or using the toilet.
- Remove clothing immediately if pesticide gets inside. Then wash thoroughly and put on clean clothing.
- Remove PPE immediately after handling this product. Wash the outside of gloves before removing. As soon as possible, wash thoroughly and change into clean clothing.

5/27

ENVIRONMENTAL HAZARDS

This pesticide is toxic to aquatic organisms. Do not apply directly to water, to areas where surface water is present or to intertidal areas below the mean high water mark. Drift and runoff from treated areas may be hazardous to aquatic organisms in neighboring areas. Do not contaminate water when cleaning equipment or disposing of equipment washwaters or rinsate.

This product may contaminate water through drift of spray in wind. This product has a potential for runoff for several months or more after application. Poorly draining soils and soils with shallow water tables are more prone to produce runoff that contains this product. A level, well-maintained vegetative buffer strip between areas to which this product is applied and surface water features such as ponds, streams, and springs will reduce the potential for contamination of water from rainfall-runoff. Runoff of this product will be reduced by avoiding applications when rainfall is forecasted to occur within 48 hours. Sound erosion control practices will reduce this product's contribution to surface water contamination.

DIRECTIONS FOR USE

It is a violation of Federal law to use this product in a manner inconsistent with its labeling.

Do not apply this product in a way that will contact workers or other persons, either directly or through drift. Only protected handlers may be in the area during application. For any requirements specific to your State or Tribe, consult the agency responsible for pesticide regulation.



6/27

AGRICULTURAL USE REQUIREMENTS

Use this product only in accordance with its labeling and with the Worker Protection Standard (WPS), 40 CFR Part 170. This standard contains requirements for the protection of agricultural workers on farms, forests, nurseries, and greenhouses, and handlers of agricultural pesticides. It contains requirements for training, decontamination, notification, and emergency assistance. It also contains specific instructions and exceptions pertaining to the statements on this label about personal protective equipment and restricted-entry intervals. The requirements in this box only apply to uses of this product that are covered by the Worker Protection Standard.

EARLY ENTRY PPE

PPE required for early entry to treated areas that is permitted under the Worker Protection Standard and that involves contact with anything that has been treated such as plants, soil, or water, is:

- Coveralls,
- Chemical-resistant gloves made of any waterproof material,
- Shoes plus socks,
- Protective eyewear.


EYE PROTECTION

To mitigate eye irritation concerns from post-application exposures, the Agency is requiring that for at least seven days following the application of captan:

1. At least one container designed specifically for flushing eyes must be available in operating condition at the WPS-required decontamination site for workers entering the area treated with captan, and
2. Workers must be informed orally, in a manner they can understand:
 - a. That residues in the treated area may be highly irritating to their eyes,
 - b. That they should take precautions, such as refraining from rubbing their eyes to keep the residues out of their eyes.
 - c. That if they do get residues in their eyes, they should immediately flush their eyes with the eyeflush container that is located at the decontamination site, and
 - d. On how to operate the eyeflush container.

DOUBLE NOTIFICATION

Notify workers of the application by warning them orally and by posting warning signs at entrances to treated areas.



NON-AGRICULTURAL USE REQUIREMENTS

The requirements in this box apply to uses of this product that are NOT within the scope of the WPS for agricultural pesticides (40 CFR Part 170). The WPS applies when this product is used to produce agricultural plants on farms, forests, nurseries, or greenhouses.

Entry Restrictions for Postharvest Fruit Dip

Do not contact or allow others to contact the treated fruit until sprays have dried.

Entry Restrictions for All Other Uses

Do not enter or allow others to enter until sprays have dried.

Read all precautions and directions for use before using. Use only for claims listed and only as specified on this label.

In order that pesticide residues on food and forage crops will not exceed federal tolerances, use only at recommended rates and intervals, and do not apply closer to harvest than specified. Do not apply or allow to drift to adjoining food, fiber or pasture crops. Drift of captan onto sensitive crops (e.g. D'Anjou pears) can cause severe phytotoxicity and crop loss.

SPRAY DRIFT MANAGEMENT

Avoiding spray drift at the application site is the responsibility of the applicator. The interaction of the many equipment-and-weather-related factors determine the potential for spray drift. The applicator and the grower are responsible for considering all these factors when making decisions.

Apply only as a medium or coarser spray (ASAE standard 572) or a volume mean diameter of 300 microns or greater for spinning atomizer nozzles.

Apply only when the wind speed is 2-10 mph at the application site.

Do not apply with a nozzle height greater than 4 feet above the crop canopy.

Do not apply this product with aerial equipment.

Consult State Agricultural Experiment stations or State Agricultural Extension Service for additional information, as the time of applications needed will vary with the local conditions.

COMPATIBILITY AND PLANT SAFETY

UPI CAPTAN 50 WP can be combined safely and effectively at recommended dosage rates with most commonly used fungicides and insecticides, with the exception of oil and strongly alkaline materials. Alkaline materials such as spray lime, lime-sulfur and bordeaux mixture will reduce the fungicidal activity of captan. Do not apply captan in combination with or immediately before or closely following oil sprays. The time factor governing the safe interval between captan and oil sprays varies due to general climatic conditions; therefore, consult local agricultural spray programs and authorities to determine the proper timing. The use of spreaders which cause excessive wetting is not advised. Combinations with solvent formulations of organic phosphates should not be used. Combinations of captan and sulfur should not be used on crops sensitive to sulfur. Used at high rates or in drenching sprays, captan may cause a necrotic spotting of tender, immature leaves of certain

8/27

varieties of apples, peaches, plums and cherries. This type of injury is most likely to occur in the early cover sprays during long periods of warm, cloudy, humid weather. To avoid the hazard of leaf spotting under such conditions, use captan and other spray materials at lowest recommended rates and avoid drenching trees.

Applications can be made by ground power equipment (including concentrate and semi-concentrate equipment). Pour recommended amount of this material into nearly filled spray tank. Add balance of water. Maintain agitation during filling and spraying operations. Do not allow mixture to stand. Do not combine with emulsifiable liquids or wettable powders unless previous experience has proven them to be physically compatible and safe to plants. (Read compatibility and plant safety information).

For concentrate spray applications, apply the same amount of UPI CAPTAN 50 WP per acre as would normally be applied for dilute spray applications. Apply concentrate sprays in sufficient water for coverage. Do not apply this product through any type of irrigation system.

RESISTANCE MANAGEMENT

UPI CAPTAN 50 WP contains a Group M¹ fungicide. Fungal isolates with acquired resistance to Group M¹ may eventually dominate the fungal population if Group M¹ fungicides are used repeatedly in the same field or in successive years as the primary method of control for targeted species. This may result in partial or total loss of control of those species by UPI CAPTAN 50 WP or other Group M¹.

To delay fungicide resistance consider:

- Avoiding the consecutive use of UPI CAPTAN 50 WP or other target site of action Group M¹ fungicides that have a similar target site of action, on the same pathogens.
- Using tank-mixtures or premixes with fungicide from different target site of action Groups as long as the involved products are all registered for the same use and are both effective at the tank mix or prepack rate on the pathogen(s) of concern.
- Basing fungicide use on a comprehensive IPM program.
- Monitoring treated fungal/bacterial populations for loss of field efficacy.
- Contacting your local extension specialist, certified crop advisors, and/or manufacturer for fungicide resistance management and/or IPM recommendations for specific crops and resistant pathogens.

¹The Multi-site activity grouping, designated by symbol "M", comprises a collection of various chemicals that act as general toxophores with several sites of action. These sites may differ between group members.

USE PRECAUTIONS

Except as specified begin applications before or at first sign of disease and repeat as needed to maintain control but observe use limitations. Unless otherwise specified, application can be made on the day of harvest. Maximum application is for a crop cycle. Crop cycle is defined as prebloom up to harvest. Apply the high rate and/or spray at shorter intervals when climatic conditions most favors disease(s). Apply the low rate and/or spray at larger intervals when climatic conditions least favors disease(s). If you are unaware of the climatic conditions favorable for disease(s) claimed for the specific use sites, you must consult with your State Agricultural Extension Service to learn of these conditions.

IMPORTANT: Read label carefully. Although most of the directions on this label may be followed nationwide, a few are limited to either the eastern or western U.S. Follow those directions for your growing area where specified.

9/27


FRUIT AND NUT CROPS

ALMONDS

DISEASE	RATE/ACRE	INSTRUCTIONS
Brown rot twig and blossom blight, shothole, scab, leaf blight, anthracnose (for control of anthracnose, use in a disease and resistance management program of rotational sprays with other approved materials)	Apply 4 to 9 lbs./A in 20 to 300 gallons of water using ground equipment. Use 6 to 9 lbs./A when used alone.	To reduce the potential for disease resistance development to other fungicides having a similar spectrum, UPI CAPTAN 50 WP may be used in a tank-mix at a rate of 4 to 6 lbs. per acre. Apply at popcorn, bloom and petal fall stages in cover spray. Almond hulls may be fed to livestock.

RESTRICTIONS

The maximum application rate is 9 lbs. (4.5 lbs. ai) per acre with a maximum seasonal application rate of 40 lbs. (20 lbs. ai) per acre per crop cycle.
 Do not apply more than 40 lbs. per (20 lbs. ai) acre per crop cycle.
 Preharvest interval (PHI) = 30 days.
 Restricted entry interval (REI) = 24 hours.



APPLES (EASTERN U.S.)

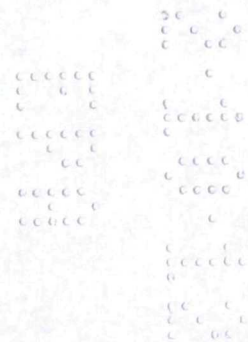
DISEASE	RATE/ACRE	INSTRUCTIONS
Primary scab, black rot (frog-eye), botrytis blossom-end rot	Apply 8 lbs./A in 20 to 400 gallons of water using ground equipment.	Apply at 5 to 7 day intervals as needed to maintain control in prebloom, bloom, petal fall and first cover sprays.
Secondary scab, Brooks fruit spot, sooty blotch, fly speck, black rot, black pox, botryosphaeria rot, bitter rot	Apply 4 to 8 lbs./A in 20 to 400 gallons of water using ground equipment.	Apply at 10 to 14 day intervals in second and later cover sprays.
Powdery mildew	If powdery mildew is a problem add 6 to 12 lbs. sulfur/A to all post-bloom sprays until foliage matures.	

RESTRICTIONS

The maximum application rate is 8 lbs (4 lbs. ai) per acre.
 Do not apply more than 64 lbs. (32 lbs. ai) per acre per season (from pre-bloom to harvest).
 Do not use UPI CAPTAN 50 WP in combination with or closely following or in alternation with wettable sulfur products on sulfur sensitive varieties of apples such as Red Delicious, Staymen, Baldwin, King, etc. as severe injury and defoliation may occur.
 PHI = 0 days.
 REI = 24 hours.

APPLES (WESTERN U.S.)

DISEASE	RATE/ACRE	INSTRUCTIONS
Primary scab	Apply 4 to 8 lbs./A in 20 to 400 gallons of water per acre using ground equipment.	To reduce the potential for disease resistance development to other fungicides having a similar spectrum, the lower rate may be used in tank mixtures.



APPLES (PACIFIC NORTHWEST)

DISEASE	RATE/ACRE	INSTRUCTIONS
Bull's eye rot, Botrytis rot	Apply 6 lbs./A in 20 to 400 gallons of water.	Make 1 or 2 applications with late cover sprays and 1 final spray prior to harvest.
Secondary scab	In mid-summer cover sprays, the dosage maybe reduced to 4 lbs/A.	

RESTRICTIONS

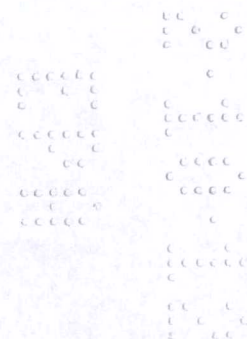
The maximum application rate is 8 lbs. (4 lbs. ai) per acre.
 Do not apply more than 64 lbs. (32 lbs. ai) per acre per season (from pre-bloom to harvest).
 PHI = 0 days.
 REI = 24 hours.

APRICOTS

DISEASE	RATE/ACRE	INSTRUCTIONS
Brown rot (twig blight), jacket rot	Apply 3 to 5 lbs./A in 20 to 250 gallons of water using ground equipment.	Apply in red bud, bloom, 75% petal fall, and cover sprays. To reduce the potential for disease resistance development to other fungicides having a similar spectrum, use the lower rate in tank mixtures

RESTRICTIONS

The maximum application rate is 5 lbs. (2.5 lbs. ai) per acre.
 Do not apply more than 25 lbs. (12.5 lbs. ai) per acre per season.
 PHI = 0 days.
 REI = 24 hours.
 NOTE IN CALIFORNIA: Do not apply after 75% petal fall.



12/27

BLUEBERRIES (EASTERN U.S.)

DISEASE	RATE/ACRE	INSTRUCTIONS
Botrytis gray mold or berry rot, mummy berry	Apply 5 lbs./A in sufficient water for thorough coverage.	Start spray program when buds swell or when buds have loose scales. Repeat at 7 day intervals through blossom period. Repeat at 7 to 10 day intervals from late bloom.

RESTRICTIONS

The maximum application rate is 5 lbs. (2.5 lbs. ai) per acre.
 Do not apply more than 70 lbs. (35 lbs. ai) per acre per season (from pre-bloom to harvest).
 PHI = 0 days.
 REI = 48 hours.

BLUEBERRIES (WESTERN U.S.)

DISEASE	RATE/ACRE	INSTRUCTIONS
Botrytis gray mold or berry rot, mummy berry	Apply 2 to 5 lbs./A in 20 to 200 gallons of water by ground.	Begin at mid-bloom, repeat at 7 to 10 day intervals until maturity.

RESTRICTIONS

The maximum application rate is 5 lbs. (2.5 lbs. ai) per acre.
 Do not apply more than 70 lbs. (35 lbs. ai) per acre per season (from pre-bloom to harvest).
 PHI = 0 days.
 REI = 48 hours.



CHERRIES (EASTERN U.S.)

DISEASE	RATE/ACRE	INSTRUCTIONS
Brown rot, leaf spot, Botrytis rot	Apply 4 lbs./A in 20 to 200 gallons of water using ground equipment.	Apply in pre-bloom, bloom, petal fall, shuck, cover, and pre-harvest sprays. Applications at 3 to 4 day intervals may be necessary during bloom to control blossom blight. Repeat applications at 7 to 20 day intervals as needed to maintain control up to start of harvest. If powdery mildew is a problem add 6 lbs. sulfur per acre to the petal fall, shuck and early cover sprays. If sulfur is added, UPI Captan 50 WP may be reduced to 2 lbs. per acre in these sprays.

RESTRICTIONS

The maximum application rate is 4 lbs. (2 lbs. ai) per acre.
Do not apply more than 28 lbs. (14 lbs. ai) per acre per season (from pre-bloom to harvest).
PHI = 0 days.
REI = 24 hours.

CHERRIES (WESTERN U.S.)

DISEASE	RATE/ACRE	INSTRUCTIONS
Brown rot blossom blight, brown rot (fruit), leaf spot	Apply 3 to 4 lbs./A in 20 to 200 gallons of water using ground equipment.	Apply in pre-bloom, bloom, petal fall, shuck, cover and preharvest sprays.

RESTRICTIONS

The maximum application rate is 4 lbs. (2 lbs. ai) per acre.
Do not apply more than 28 lbs. (14 lbs. ai) per acre per season (from pre-bloom to harvest).
PHI = 0 days.
REI = 24 hours.


14/27

GRAPES (U.S., except CA)

DISEASE	RATE/ACRE	INSTRUCTIONS
Phomopsis cane and leaf spot, downy mildew, suppression of black rot	Apply 2 to 4 lbs./A in 20 to 200 gallons water using ground equipment, when shoots are 1/2 to 1 1/2 inches long, when shoots are 3-5 inches long, and when shoots are 9 -12 inches long.	Repeat just before bloom, immediately after bloom, and continue at 10-14 day intervals as long as disease conditions persist. Use the lower rate when spraying less susceptible grape varieties or when conditions are less favorable for disease development. Use the higher rate on susceptible grape varieties and during periods of weather highly favorable for disease development.
Bunch rot (Botrytis)	Apply 4 lbs./A in 20 to 200 gallons of water using ground equipment.	Make 2 applications before bloom and 1 immediately after bloom. Repeat periodically, making 3 cover applications before bunches close.

RESTRICTIONS

The maximum application rate is 4 lbs. (2 lbs. ai) per acre.
 Do not apply more than 24 lbs. (12 lbs. ai) per acre per season (from pre-bloom to harvest).
 PHI = 0 days.
 REI = 48 hours.




GRAPES (California)

DISEASE	RATE/ACRE	INSTRUCTIONS
Bunch rot (Botrytis)	Apply 4 lbs./A in 20 to 200 gallons of water using ground equipment.	Make 2 applications before bloom and 1 immediately after bloom. Repeat periodically making 3 cover applications before the bunches close.
Phomopsis cane and leaf spot (current season infection)	Apply 3 to 4 lbs./A in 20 to 200 gallons of water using ground equipment.	Apply first spray when green tissue begins to show but before shoots are 1 inch long and repeat application when shoots are 6 to 8 inches long.

RESTRICTIONS

The maximum application rate is 4 lbs. (2 lbs. ai) per acre.
 Do not apply more than 24 lbs. (12 lbs. ai) per acre per season (from pre-bloom to harvest).
 PHI = 0 days.
 REI = 48 hours.



18/27

NECTARINES (U.S.)

DISEASE	RATE/ACRE	INSTRUCTIONS
Brown rot, scab	Apply 4 to 8 lbs./A in 20 to 250 gallons of water using ground equipment.	<p>To reduce the potential for disease resistance development to other fungicides having a similar spectrum, use the lower rates of UPI CAPTAN 50 WP in tank mixes. Apply in full pink, bloom, petal fall, shuck, cover and preharvest sprays. Applications at 3 to 4 day intervals may be necessary during bloom to control blossom blight.</p> <p>Repeat application at 7 to 14 day intervals as needed to maintain control. Continue applications throughout harvest if conditions favor brown rot.</p> <p>If powdery mildew is a problem, add 7.5 lbs. sulfur per acre to the petal fall, shuck and early cover spray.</p> <p>If sulfur is added, UPI CAPTAN 50WP may be reduced to 2.5 lbs./A in these sprays.</p>
Coryneum blight (peach blight, shothole)	Apply 4 to 8 lbs./A in 20 to 250 gallons of water using ground equipment.	Apply to pink bud, full bloom, petal fall and cover sprays as necessary.

RESTRICTIONS

The maximum application rate is 8 lbs. (4 lbs. ai) per acre.
 Do not apply more than 48 lbs. (24 lbs. ai) per acre per season (from pre-bloom to harvest).
 PHI = 0 days.
 REI = 24 hours.

19/27

RASPBERRIES, BLACKBERRIES AND DEWBERRIES

DISEASE	RATE/ACRE	INSTRUCTIONS
For the control of Anthracnose, Botrytis and spur blight	Apply 4 lbs./A when blossoms are in bud (young canes are 8-10" long).	Make second application two weeks later. Apply a fall spray after old canes are removed.
For the control of Fruit rot	Apply 4 lbs./A at early bloom (5 to 10% bloom) and again at full bloom.	Additional applications can be made at 10-14 day intervals as needed. Apply UPI CAPTAN 50 WP as indicated above in 45-100 gallons of water per acre using ground equipment. Use the higher volume as foliage increases.

RESTRICTIONS

The maximum application rate is 4 lbs. (2 lbs. ai) per acre.
 Do not apply within 3 days of harvest.
 Do not apply more than 20 lbs. (10 lbs. ai) per acre per crop cycle.
 PHI = 3 days.
 REI = 48 hours.



20/27

STRAWBERRIES

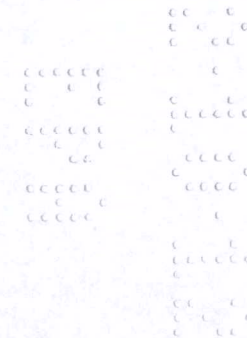
DISEASE	RATE/ACRE	INSTRUCTIONS
Botrytis (gray mold), leaf spot	Apply by broadcast spray at 3 to 6 lbs./A in sufficient water for thorough coverage by ground equipment.	Begin applications when new growth starts in the spring and before fruit starts to form. Repeat at 7 to 14 day intervals. Under conditions favorable to fruit rot continue applications through harvest period treating immediately after each picking.
Anthracnose Fruit rot (<i>Colletotrichum acetatum</i>)	Apply 6 lbs./A (3.0 lbs ai/acre) in sufficient water for thorough coverage by ground equipment.	Begin applications at flower bud emergence. Apply at 7 day intervals through harvest.

RESTRICTIONS

The maximum application rate is 6 lbs. (3 lbs. ai) per acre.
 Do not apply more than 48 lbs. (24 lbs. ai) per acre per season (from pre-bloom to harvest).
 PHI = 0 days.
 REI= 24 hours.

When applying as directed/banded spray, use band rate of UPI CAPTAN 50 WP according to the following formula:

$$\frac{\text{Plant Bed Width (inches)}}{\text{Row Spacing (inches)}} \times \text{Broadcast Rate per acre} = \text{Banded Rate of UPI CAPTAN 50 WP per acre}$$



SPECIAL USES

PEACH PREPLANT ROOT DIP (California)

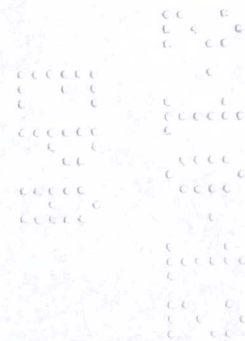
DISEASE	RATE	INSTRUCTIONS
Preventative pre-plant dip treatment for crown gall	Use 4 lbs. plus 3.2 pints diluted sodium hypochlorite (5.25% household bleach) per 100 gallons water.	Wash nursery trees to remove soil from roots. Cut off all dormant buds and suckers in crown area and prune root system if necessary. Submerge the entire dormant tree for 5 minutes. Recharge dip during operation at a rate of 3.2 pints diluted sodium hypochlorite per 100 gallons of water.

RESTRICTIONS

REI = 48 hours.

Once the treatment and any seeding or transplanting tasks done as part of the treatment are complete, the 48-hour REI begins.

Exception, once the seeds or transplants are planted in the soil, the WPS allows workers to enter the treated area without restriction if there will be no contact with the soil subsurface.



22/27

POSTHARVEST FRUIT APPLICATION

DISEASE	RATE	INSTRUCTIONS
For control of various molds and storage rots (Botrytis, Gleosporium, Rhizopus).	Use as a postharvest dip or spray wash on the following fruits: Apples, Cherries, Pears - Use 2.5 lbs. per 100 gallons of water.	Apply as a spray or in a dip tank. When used as a dip, recharge wash solution periodically when tank volume is reduced by 25%. Bring water back to volume and add 2.5 lbs. UPI CAPTAN 50 WP for each 100 gallons added.


RESTRICTIONS

At end of every 8 hour shift, empty tank, flush and charge with fresh dilution.
 Do not allow dip tank solution to stand overnight. Maintain continuous agitation during dipping operation.
 For use in mechanical fruit-dip operations only.
 Hand dipping of fruit is prohibited.
 Do not contact or allow others to contact the treated fruit until sprays have dried.

DISPOSAL OF LEFTOVER POSTHARVEST TREATMENT MIXTURE: Leftover dip or spray mixtures containing captan may be used as a foliar spray for the same crop in case of apples and cherries (but not pears) as treated by the dip or spray mixture, or to registered turf and ornamentals sites: observing all restrictions such as maximum pounds applied per application and season.

When calculating application rates, if analytical services are not available to determine the exact quantity of captan remaining in the mixture, assume that the tank still contains 2.5 lbs. of UPI CAPTAN 50 WP per 100 gallons of water. If the dip or spray mixture contains other pesticides in addition to captan, refer to the product label(s) for information regarding disposal.

Captan wastes are acutely hazardous to the eyes. Improper disposal of spray or dip tank mixtures is a violation of Federal law. If the leftover dip or spray mixture cannot be disposed of in the manner prescribed above, contact your State Pesticide or Environmental Control Agency, or the Hazardous Waste representative at the nearest EPA Regional Office for guidance concerning the disposal of spent or excess dip tank mixtures.



ORNAMENTALS

USE PRECAUTIONS

Do not apply spray to ornamental plants beyond the point of drip from the leaf surface. When applying as a drench, apply only sufficient mixture to wet the surface of the soil except when the dose is specified in terms of volume of mixture per square foot of area.

POST-APPLICATION/ENTRY RESTRICTIONS

For applications to ornamentals at non-commercial sites and golf-course turfgrass, do not enter or allow others to enter until sprays have dried. The REI for ornamentals grown for commercial or research use is 48 hours.

AZALEAS

DISEASE	RATE	INSTRUCTIONS
Damping off of cuttings	Use 4 lbs. per 100 gallons of water.	Dip cuttings in the mixture before bedding.
Petal Blight	Use 2 lbs. per 100 gallons of water.	Apply to the soil around the plants just before bloom. Repeat at 7 to 14 day intervals through bloom.

BEGONIAS (Tuberous)

DISEASE	RATE	INSTRUCTIONS
Damping-off, tuber rot	Use 4 lbs. per 100 gallons of water.	Dip tubers in mixture for 30 minutes, drain and plant.

CAMELLIAS

DISEASE	RATE	INSTRUCTIONS
Petal Blight	Use 1 lb. per 100 gallons of water.	Apply to drench soil around plants beginning when flowers begin to open. Repeat at 7 to 10 day intervals through bloom.

CARNATIONS

DISEASE	RATE	INSTRUCTIONS
Alternaria Leaf spot, Rust	Use 2 lbs. per 100 gallons of water.	Begin application at first sign of disease. Repeat at 7 to 10 day intervals. Shorten intervals if there are frequent rains and heavy dews.
Damping-off of cuttings	Use 4 lbs. per 100 gallons of water.	Dip cuttings in mixture before bedding.

CHRYSANTHEMUM

DISEASE	RATE	INSTRUCTIONS
Botrytis Flower Blight, Septoria Leaf spot	Use 2 lbs. per 100 gallons of water.	Apply at first sign of disease. Repeat at 7 to 10 day intervals.
Damping-off of cuttings	Use 4 lbs. per 100 gallons of water.	Dip cuttings in mixture before bedding.

GINSENG

DISEASE	RATE/ACRE	INSTRUCTIONS
For control of : Cylindrocarpon root rot (<i>Clindrocarpon destructans</i>), Grey mold (<i>Botrytis cinerea</i>), Phytophthora root rot (<i>Phytophthora cactorum</i>), Pythium root rot (<i>Pythium</i> spp.) and Rhizoctonia root ad crown rot (<i>Rhizoctonia solani</i>).	Apply 4 lbs./A (2 lbs. ai) every 7-10 days or when conditions favor disease development.	For control of grey mold, apply as a foliar spray with a minimum of 100 gal/A. For control of root and crown diseases, apply as a drench with minimum of 200 gal/A.

RESTRICTIONS

Do not use ginseng for food or feed purpose within 1 (one) year of treatment.
Do not exceed 8 applications in one growing season.
Do not apply more than 32 lbs. (16 lbs. ai) per acre per season.
REI = 48 hours.

GLADIOLUS (Corms)

DISEASE	RATE	INSTRUCTIONS
Corm Rot and Decay, Damping-off	Use 6 oz. per 10 gallons of water, dip corms for 20 to 30 minutes.	Drain and plant.

TURF (golf course)

DISEASE	RATE	INSTRUCTIONS
Leaf spot, Damping-off, Brown Patch, Melting Out, Seedling Blights, Brown Spot on St. Augustine Grass:	Use 2 lbs. per 100 gallons of water.	Apply 10 gallons spray per 1000 square feet. Begin when growth starts in spring. Repeat at 7 to 14 day intervals throughout the season.

RESTRICTIONS

Do not graze treated areas or feed clippings to livestock.
The maximum application rate for turf (golf course) is 8.6 lbs. (4.3 lbs. ai) per acre with a maximum seasonal application rate of 17.2 lbs. (8.6 lbs. ai) per acre.
Do not enter or allow others to enter until sprays have dried.
Do not apply to turfgrass in residential sites including homes, apartment buildings, daycare centers, schools, playgrounds, parks, recreational areas, sports fields or residential areas.

TURF (sod farms)

DISEASE	RATE	INSTRUCTIONS
Damping-off and other soil borne diseases	Use 0.125 lbs./1,000 sq. ft. or 2 lbs. per 100 gallons of water, using 10 gallons spray/1,000 sq. ft.	Cultivate into upper 3 to 4 inches before planting.

RESTRICTIONS

The maximum application rate for turf (sod farms) is 8.6 lbs. (4.3 lbs. ai) per acre, with a maximum seasonal application rate of 17.2 lbs. (8.6 lbs. ai) per acre per season.
REI = 48 hours.
Do not harvest sod until 48 hours after application.

ROSES

DISEASE	RATE	INSTRUCTIONS
Black Spot, Botrytis Blossom Blight	Use 2 lbs. per 100 gallons of water.	Begin at first growth or first sign of disease. Repeat at 7 to 14 day intervals, and more frequently during frequent rains and heavy dews.

SOIL AND GREENHOUSE BENCH TREATMENT

DISEASE	RATE	INSTRUCTIONS
Preplant treatment for damping-off, root rot diseases on seedling or transplants of roses (and other shrubs, trees, flowers) and lawn seedbeds	Use 2 lbs. per 100 gallons of water at a rate of 15 gallons spray per 1,000 sq. ft.	Cultivate into top 3 to 4 inches of soil before planting

RESTRICTIONS

REI = 48 hours.

Once the treatment and any seedling or transplanting tasks done as part of the treatment are complete, the 48-hour REI begins.

Exception, once the seeds or transplants are planted in the soil, the WPS allows workers to enter the treated area without restriction if there will be no contact with the soil subsurface.

STORAGE AND DISPOSAL


Do not contaminate water, food, or feed by storage, disposal or cleaning of equipment. Open dumping is prohibited. Do not reuse empty container.

PESTICIDE STORAGE: Keep in original container. Store in a cool, dry place, but protect from temperatures above 110 ° F.

PESTICIDE DISPOSAL: Pesticide wastes are acutely hazardous. Improper disposal of excessive pesticide, spray mixture, or rinsate is a violation of Federal law. If these wastes cannot be disposed of by use according to label instructions, contact your State Pesticide or Environmental Control Agency, or the Hazardous Waste representative at the nearest EPA Regional Office for guidance.

CONTAINER HANDLING:

NONREFILLABLE CONTAINER: Do not reuse or refill this container. Completely empty bag into application equipment by shaking and tapping sides and bottom to loosen clinging particles. If not emptied in this manner, the bag may be considered an acute hazardous waste and must be disposed in accordance with local, state and federal regulations. When completely empty, offer for recycling, if available, or dispose in a sanitary landfill, or by incineration, or if allowed by state and local authorities by burning. If burned, stay out of smoke.



**IMPORTANT INFORMATION
READ BEFORE USING PRODUCT
CONDITIONS OF SALE AND LIMITATION OF WARRANTY AND LIABILITY**

NOTICE: Read the entire Directions for Use and Conditions of Sale and Limitation of Warranty and Liability before buying or using this product. If the terms are not acceptable, return the product at once, unopened, and the purchase price will be refunded.

The Directions for Use of this product reflect the opinion of experts based on field use and tests, and must be followed carefully. It is impossible to eliminate all risks associated with the use of this product. Crop injury, ineffectiveness or other unintended consequences may result because of such factors as manner of use or application, weather or crop conditions, presence of other materials or other influencing factors in the use of the product, which are beyond the control of United Phosphorus, Inc. or Seller. Handling, storage, and use of the product by Buyer or User are beyond the control of United Phosphorus, Inc. and Seller. All such risks shall be assumed by Buyer and User, and Buyer and User agree to hold United Phosphorus, Inc. and Seller harmless for any claims relating to such factors.

TO THE EXTENT CONSISTENT WITH APPLICABLE LAW, UNITED PHOSPHORUS, INC. AND SELLER MAKE NO WARRANTIES OF MERCHANTABILITY OR OF FITNESS FOR A PARTICULAR PURPOSE NOR ANY OTHER EXPRESS OR IMPLIED WARRANTY EXCEPT AS STATED ON THIS LABEL.

To the extent consistent with applicable law, United Phosphorus, Inc. or Seller shall not be liable for any incidental, consequential or special damages resulting from the use or handling of this product and **THE EXCLUSIVE REMEDY OF THE USER OR BUYER, AND THE EXCLUSIVE LIABILITY OF UNITED PHOSPHORUS, INC. AND SELLER FOR ANY AND ALL CLAIMS, LOSSES, INJURIES OR DAMAGES (INCLUDING CLAIMS BASED ON BREACH OF WARRANTY, CONTRACT, NEGLIGENCE, TORT, STRICT LIABILITY OR OTHERWISE) RESULTING FROM THE USE OR HANDLING OF THIS PRODUCT, SHALL BE THE RETURN OF THE PURCHASE PRICE OF THE PRODUCT OR, AT THE ELECTION OF UNITED PHOSPHORUS, INC. OR SELLER, THE REPLACEMENT OF THE PRODUCT.**

United Phosphorus, Inc. and Seller offer this product, and Buyer and User accept it, subject to the foregoing conditions of sale and limitations of warranty and of liability, which may not be modified except by written agreement signed by the duly authorized representative of United Phosphorus, Inc.

Rev. 2/7/2012

