

70506-287

2/23/2012

10452



UNITED STATES ENVIRONMENTAL PROTECTION AGENCY  
WASHINGTON, DC 20460

OFFICE OF  
CHEMICAL SAFETY AND  
POLLUTION PREVENTION

Rebecca A. Clemmer  
Regulatory Manager  
United Phosphorus, Inc.  
630 Freedom Business Center  
Suite 402  
King of Prussia, PA 19406

FEB 23 2012

Product Name: WingMan 4L

EPA Reg. No.: 70506-287

Subject: Your Notification dated January 19, 2012: Change the primary product name, company address and contact information and to correct a typographical error

EPA Decision No. 460010

Dear Ms. Clemmer:

The Agency is in receipt of your Application for Pesticide Notification under Pesticide Registration Notice (PRN) 98-10. The Registration Division (RD) has conducted a review of this request for its applicability under PRN 98-10 and finds that the action(s) requested fall within the scope of PRN 98-10.

The Agency acknowledges the request to change the primary brand name to Phoenix WingMan 4L, to change the company address and contact information, and to correct a typographical error.

The label submitted with the application has been stamped "Notification" and will be placed in our records.

If you have any questions regarding this correspondence, please contact Tamue L. Gibson of my staff by phone at (703) 305-9096 or via email at [gibson.tamue@epa.gov](mailto:gibson.tamue@epa.gov).

Sincerely,

A handwritten signature in cursive script that reads "Mary L. Waller".

Mary L. Waller  
Product Manager (21)  
Fungicide Branch  
Registration Division (7504P)



3052  
1/23



# United Phosphorus, Inc.

630 Freedom Business Center  
Suite 402  
King of Prussia, PA 19406  
(610) 491-2828 (phone)  
(610) 491-2810 (fax)

Rebecca A. Clemmer  
Regulatory Manager

Jan. 19, 2012

Mary Waller (PM 21)  
Document Processing Desk (NOTIF)  
Office of Pesticide Programs (H7504P)  
U.S. Environmental Protection Agency  
Ariel Rios Building  
1200 Pennsylvania Ave., N.W.  
Washington, D.C., 20460

Re: WingMan 4L Fungicide (EPA Reg. No. 70506-287)  
Notification of Label Changes

Dear Ms. Waller:

In connection with the transfer of this product to United Phosphorus, Inc., we are providing a Notification addressing the updates this involves.

To summarize:

- the product name has been changed to Phoenix WingMan 4L throughout.
- Company address, contact information, and emergency information have been updated.
- Because UPI manufactures this product itself, the words "Manufactured For" have been removed from the front panel.
- A number of typographical errors have been corrected.
- The warranty at the end of the label has been changed to the one commonly used by UPI.

Enclosed in support of this action are EPA form 8570-1, and a copy of the label marked to show changes.

Please contact me if you have any questions.

Very truly yours,

Rebecca A. Clemmer  
[rebecca.clemmer@uniphos.com](mailto:rebecca.clemmer@uniphos.com)



40x52

### Phoenix WingMan 4L FUNGICIDE

**ACTIVE INGREDIENT:**

Mancozeb: A coordination product of zinc and manganese ethylene  
 bisdithiocarbamate.....37.0%\*  
 Manganese++.....7.4%  
 Zinc++.....0.9%  
 Ethylene bisdithiocarbamate ion (C<sub>4</sub>H<sub>6</sub>N<sub>2</sub>S<sub>4</sub>).....28.7%  
 OTHER INGREDIENTS:.....63.0%  
 TOTAL:.....100.0%

\*Equivalent to 4 lbs. active ingredient per gallon.

## NOTIFICATION

### FEB 23 2012

#### KEEP OUT OF REACH OF CHILDREN CAUTION

FIRST AID	
<b>If Inhaled:</b>	<ul style="list-style-type: none"> <li>• Move person to fresh air.</li> <li>• If person is not breathing, call 911 or an ambulance, then give artificial respiration, preferably by mouth-to-mouth, if possible.</li> <li>• Call a poison control center or doctor for treatment advice.</li> </ul>
<b>If on Skin or Clothing:</b>	<ul style="list-style-type: none"> <li>• Take off contaminated clothing.</li> <li>• Rinse skin immediately with plenty of water for 15 – 20 minutes.</li> <li>• Call a poison control center or doctor for treatment advice.</li> </ul>
<b>If in Eyes:</b>	<ul style="list-style-type: none"> <li>• Hold eye open and rinse slowly and gently with water for 15 – 20 minutes.</li> <li>• Remove contact lenses, if present, after the first 5 minutes, then continue rinsing the eye.</li> <li>• Call a poison control center or doctor for treatment advice.</li> </ul>
<b>If Swallowed:</b>	<ul style="list-style-type: none"> <li>• Call a poison control center or doctor immediately for treatment advice.</li> <li>• Have person sip a glass of water if able to swallow.</li> <li>• Do not induce vomiting unless told to do so by the poison control center or doctor.</li> <li>• Do not give anything by mouth to an unconscious person.</li> </ul>
<p align="center"><b>HOT LINE NUMBER</b></p> <p>Have the product container or label with you when calling a poison control center or doctor, or going for treatment. For medical emergency, You may also contact 1-888-875-1724 for emergency medical treatment information the Rocky Mountain Poison Control Center at 1-866-673-6671.</p>	

**FOR CHEMICAL EMERGENCY: Spill, leak, fire, exposure, or accident, call CHEMTREC at 1-800-424-9300.**

Formatted: Font: (Default) Times New Roman

Net Contents: \_\_\_\_\_ gallons

Manufactured for:

Phoenix Environmental Care, LLC United Phosphorus, Inc. \_\_\_\_\_


EPA Reg. No. 81943-4170506-287

PO Box 370630 Freedom Business Center, Suite 402

\_\_\_\_\_ EPA Est.

No. \_\_\_\_\_

Valdosta, Georgia 31603-0370 King of Prussia, PA 19406 • 800-438-6071



50f52

**PRECAUTIONARY STATEMENTS  
HAZARDS TO HUMANS AND DOMESTIC ANIMALS**

**CAUTION**

Causes moderate eye irritation. Harmful if swallowed, inhaled or absorbed through skin. Avoid contact with skin, eyes or clothing. Avoid breathing vapor or spray mist. Remove contaminated clothing and wash clothing before reuse. Wash thoroughly with soap and water after handling and before eating, drinking, chewing gum, using tobacco or using the toilet.

**PERSONAL PROTECTIVE EQUIPMENT (PPE)**

Mixers, loaders, applicators, and other handlers must wear:

- Long, sleeved shirt,
- Long pants,
- Chemical-resistant gloves made of any waterproof material (except pilots, ground boom applicators, airblast applicators and seed-treatment handlers who are bagging treated seed or sewing bags containing treated seed)
- Shoes and socks.

In addition, mixers/loaders supporting chemigation applications to turf on sod farms must wear a NIOSH-approved respirator with a dust/mist filter with MSHA/NIOSH approved 21C or any R, P, or HE filter. See engineering controls for additional requirements.

**USER SAFETY REQUIREMENTS**

Follow manufacturer's instructions for cleaning/maintaining PPE. If no such instructions for washables exist, use detergent and hot water. Keep and wash PPE separately from other laundry. Discard clothing and other absorbent materials that have been drenched or heavily contaminated with this product's concentrate. Do not reuse them.

**ENGINEERING CONTROLS**


Pilots must use an enclosed cockpit that meets the requirements listed in the Worker Protection Standard (WPS) for agricultural pesticides [40 CFR 170.240 (d)(6)].

Human flagging is prohibited. Flagging to support aerial application is limited to use of the Global Positioning System (GPS) or mechanical flaggers.

**USER SAFETY RECOMMENDATIONS**

Users should:

- Wash hands before eating, drinking, chewing gum, using tobacco, or using the toilet.
- Remove clothing immediately if pesticide gets inside. Then wash thoroughly and put on clean clothing.
- Remove PPE immediately after handling this product. Wash the outside of gloves before removing. As soon as possible, wash thoroughly and change into clean clothing.



60952

**ENVIRONMENTAL HAZARDS**

This pesticide is toxic to aquatic organisms. Drift and runoff from treated areas may be hazardous to aquatic organisms in neighboring areas. Do not apply directly to water, to areas where surface water is present, or to intertidal areas below the mean high water mark except as specified for the labeled use on cranberries. Do not contaminate water when disposing of equipment washwaters or disposing of wastes.

**FOR SEED TREATMENT USE**

- Treated seeds exposed on soil surface may be hazardous to wildlife.
- Cover or collect treated see spilled during loading and planting.
- Dispose of all excess treated seed by burying seed away from bodies of water.
- Do not contaminated bodies of water when disposing of planting equipment wash water.

**DIRECTIONS FOR USE**

It is a violation of Federal law to use this product in a manner inconsistent with its labeling.  
 Do not apply this product in a way that will contact workers or other persons, either directly or through drift. Only protected handlers may be in the area during application.  
 For any requirements specific to your State or Tribe, consult the agency responsible for pesticide regulation.

**AGRICULTURAL USE REQUIREMENTS**

Use this product only in accordance with its labeling and with the Worker Protection Standard, 40 CFR Part 170. This Standard contains requirements for the protection of agricultural workers on farms, forests, nurseries, and greenhouses, and handlers of agricultural pesticides. It contains requirements for training, decontamination, notification and emergency assistance. It also contains specific instructions and exceptions pertaining to the statements on this label about personal protective equipment (PPE) and restricted-entry interval. The requirements in this box only apply to uses of this product that are covered by the Worker Protection Standard.

Do not enter or allow worker entry into treated areas during the restricted-entry interval (REI) of 24 hours.

PPE required for early entry to treated areas that is permitted under the Worker Protection Standard and that involves contact with anything that has been treated, such as plants, soil or water, is


- Coveralls over long-sleeved shirt and long pants
- Chemical-resistant gloves made of any waterproof material
- Shoes plus socks

**NON-AGRICULTURAL USE REQUIREMENTS**

The requirements in this box apply to uses of this product that are not within the scope of the Worker Protection Standard for agricultural pesticides (40 CFR 170). The WPS applies when this product is used to produce agricultural plants on farms, forests, nurseries, or greenhouses.

Commercial seed treatments and professional applications to golf courses, industrial (office park), and municipal lawns are not within the scope of the Worker Protection Standard.

Keep unprotected persons out of treated area until sprays have dried.



7052

**GENERAL USE INFORMATION  
SHAKE WELL BEFORE USING**

WingManPhoenix WingMan 4L is a broad-spectrum protectant fungicide labeled for outdoor crops. Optimum disease control is achieved when the fungicide is applied in a regularly scheduled preventive spray program. The addition of an agricultural surfactant will improve fungicide performance by providing a more uniform spray deposit, increased foliar redistribution, and improved fungicide retention during periods of wet weather.

**USE RATE DETERMINATION**

Carefully read, understand, and follow label use rates and restrictions.

Under low disease conditions, use the minimum label rates per application and for severe or threatening disease conditions use maximum label rates. Use the minimum interval for severe or threatening disease conditions.


If only a portion of the container's contents are to be used, thoroughly shake the container prior to measuring. When small quantities of spray solution are being prepared for use in hand or power sprayers, use the following conversion table (rates are based on dilute thorough coverage sprays):

Required label use rate per acre or 100 gallons*	Fluid ounces WingManPhoenix WingMan 4L required for:			
	10 gallons	5 gallons	2 gallons	1 gallon
0.8 qts.	2.6	1.3	0.5	0.3
1.0 qts.	3.2	1.6	0.7	0.3
1.2 qts.	3.8	1.9	0.9	0.4
1.6 qts.	5.1	2.6	1.0	0.5
2.0 qts.	6.4	3.2	1.3	0.6
2.4 qts.	8.0	3.8	1.5	0.8
3.2 qts.	10.2	5.1	2.0	1.0
4.8 qts.	15.4	7.7	3.1	1.6

- 1 cup = 8 fluid ounces or 237 milliliters
- 1 fluid ounce = 2 tablespoons or 30 milliliters
- 1 tablespoon = 3 teaspoons or 15 milliliters
- \* Dilute thorough coverage sprays

**MIXING**

- Add WingManPhoenix WingMan 4L slowly to water in the spray tank with agitation, or premix thoroughly in a nurse tank for concentrate or aircraft sprayers. Continuous agitation is required to keep the product in suspension. Add other fungicides, insecticides, growth regulators, micronutrients, and spray adjuvants after WingManPhoenix WingMan 4L has been placed into suspension.
- When preparing spray solutions for use in a hand sprayer, premix as a slurry in a small container, and then add to sprayer containing 1/3 to 1/2 the desired final water volume.
- When tank mixing this product with other pesticides observe the more restrictive label limitations and precautions. Do not exceed label dosage rates. This product cannot be mixed with any product containing a label prohibition against such mixing.
- Do not combine WingmanPhoenix WingMan 4L in a sprayer tank with pesticides, surfactants, or fertilizers, unless your prior use has shown the combination to be physically compatible, effective and noninjurious under your conditions of use.



80952

**COMPATIBILITY**

WingManPhoenix WingMan 4L is compatible with most commonly used agricultural fungicides, insecticides, and growth regulators. When preparing tank mixes, user should consult spray compatibility charts or State Cooperative Extension Service Specialists prior to actual use.

**SPRAY ADJUVANTS**

The addition of agricultural surfactants to WingManPhoenix WingMan 4L sprays may improve initial spray deposits, fungicide redistribution and weatherability.

Place WingManPhoenix WingMan 4L into suspension prior to adding an adjuvant to the spray mixture. Read and carefully observe the precautionary statements and all other information appearing on both product labels prior to spray preparation.

**SPRAY DRIFT MANAGEMENT**

A variety of factors including weather conditions (e.g., wind direction, wind speed, temperature, relative humidity) and method of application (e.g., ground, aerial, airblast, chemigation) can influence pesticide drift. The applicator must evaluate all factors and make appropriate adjustments when applying this product.

Wind Speed: Do not apply at wind speeds greater than 15 mph.

Temperature Inversions: If applying at wind speeds less than 3 mph, the applicator must determine if a) conditions of temperature inversion exist, or b) stable atmospheric conditions exist at or below nozzle height. Do not make applications into areas of temperature inversions or stable atmospheric conditions.

Other State and Local Requirements: Applicators must follow all state and local pesticide drift requirements regarding application of mancozeb. Where states have more stringent regulations, they must be observed.

Equipment: All aerial and ground application equipment must be properly maintained and calibrated using appropriate carriers or surrogates.

Additional requirements for aerial applications:

1. The boom length must not 75% of the wingspan or 90% of the rotor blade diameter.
2. Release spray at the lowest height consistent with efficacy and flight safety. Do not release spray at a height greater than 10 feet above the crop canopy unless a greater height is required for aircraft safety.
3. When applications are made with a cross wind, the swath must be displaced downwind. The applicator must compensate for this displacement at the up and downwind edge of the application area by adjusting the path of the aircraft upwind.


Additional requirements for ground boom application:

Do not apply with a nozzle height greater than 4 feet above the crop canopy.

**APPLICATION**

**Ground** - Thorough coverage of the targeted crop generally results in optimum disease protection. To achieve good coverage, use proper spray pressure, gallonage per acre, nozzles, nozzle spacing, and tractor speed. Consult spray nozzle and accessory catalogues for specific information on proper equipment calibration. Use 20 to 100 gallons spray volume per acre for ground application equipment.

**Hand Sprayers** - Thoroughly spray plant foliage until runoff.





90452

**Aerial** - A uniform spray deposit over the crop canopy generally results in optimum disease protection. Each aircraft should be prechecked for droplet size, uniformity of spray pattern, swath width, and spray volume. During aerial application, human flaggers are prohibited. Do not apply by air to sod farms or golf courses.

**Spray Volume** - Aerial applications are to be made in a minimum of two (2) gallons of water per acre. On vegetable and field crops, 2 to 3 gallons of spray per acre are generally optimum; orchards and vineyards can be handled with spray volume of 10 gallons per acre. In California, do not use less than 5 gallons of spray volume per acre.

**CHEMIGATION USE DIRECTIONS**

**Sprinkler Irrigation**

~~WingMan~~Phoenix ~~WingMan~~ 4L must be applied on a regular protectant fungicide schedule, not an irrigation schedule. If irrigation cycles are less frequent than recommended ~~WingMan~~Phoenix ~~WingMan~~ 4L application intervals, ground or aerial applications must supplement chemigation applications to achieve adequate disease control.

Apply ~~WingMan~~Phoenix ~~WingMan~~ 4L only through sprinkler irrigation systems including center-pivot, lateral move, end tow, side (wheel) roll, traveler, solid set, or hand move irrigation systems. Do not apply product through any other type of irrigation system.

Lack of fungicidal effectiveness or illegal pesticide residues in the crop can result from non-uniform distribution of treated water.


If you have questions about calibration, you should contact State extension service specialists, equipment manufacturers or other experts.

Do not connect an irrigation system (including greenhouse systems) used for pesticide application to a public water system unless the pesticide label-prescribed safety devices for public water systems are in place.

A person knowledgeable of the chemigation system and responsible for its operation, or under the supervision of the responsible person, shall shut the system down and make necessary adjustments should the need arise.

Before applying ~~WingMan~~Phoenix ~~WingMan~~ 4L through sprinkler irrigation equipment, the chemigation system must meet the following specifications:

- Public water system means a system for the provision to the public of piped water for human consumption if such system has at least 15 service connections or regularly serves an average of at least 25 individuals daily at least 60 days out of the year.
- Chemigation systems connected to public water systems must contain a functional reduced-pressure zone (RPZ), backflow preventer or the functional equivalent in the water supply line upstream from the point of pesticide introduction. As an option to the RPZ, the water from the public water system should be discharged into a reservoir tank prior to pesticide introduction. There shall be a complete physical break (air gap) between the outlet end of the fill pipe and the top or overflow rim of the reservoir tank of at least twice the inside diameter of the fill pipe.
- Systems not connected to a public water supply must contain a functional check valve, vacuum relief valve, and low-pressure drain appropriately located in the irrigation pipeline to prevent water source contamination from back flow.
- The pesticide injection pipeline must contain a functional, automatic, quick-closing check valve to prevent the flow of fluid back toward the injection pump.
- The pesticide injection pipeline must also contain a functional, normally closed, solenoid-operated valve located on the intake side of the injection pump and connected to the system interlock to prevent fluid from being withdrawn from the supply tank when the irrigation system is either automatically or manually shut down.



100452

- The system must contain functional interlocking controls to automatically shut off the pesticide injection pump when the water pump motor stops, or in cases where there is no water pump, when the water pressure decreases to the point where pesticide distribution is adversely affected.
- Systems must use a metering pump, such as a positive displacement injection pump (e.g., diaphragm pump) effectively designed and constructed of materials that are compatible with pesticides and capable of being fitted with a system interlock.
- Do not apply when wind speed favors drift beyond the area intended for treatment.

**Center-pivot, Lateral Move, End Tow, and Traveler Irrigation Equipment: (Use only with electric or oil hydraulic drive systems which provide a uniform water distribution.)**


- Determine size of area to be treated.
- Determine the time required to apply no more than 1/4 inch water (6,750 gallons water per acre) over the area to be treated when the system and injection equipment are operated at normal pressures recommended by the equipment manufacturer. Run system at 80 to 95% of manufacturer's rated capacity.
- Using only water, determine the injection pump output when operated at normal line pressure.
- Determine the amount of ~~WingMan~~Phoenix WingMan 4L required to treat area.
- Add the required amount of ~~WingMan~~Phoenix WingMan 4L and sufficient water to meet the injection time requirements of the solution tank.
- Maintain constant solution tank agitation during the injection period.
- Stop injection equipment after treatment is completed. Continue to operate the system until ~~WingMan~~Phoenix WingMan 4L solution has cleared the sprinkler head.

**Solid-set, Side (wheel) Roll, and Hand Move Irrigation Equipment:**

- Determine acreage covered by sprinkler.
- Fill injector solution tank with water and adjust flow rate to use contents over a 10 - to 30-minute interval.
- Determine the amount of ~~WingMan~~Phoenix WingMan 4L required to treat area.
- Add the required amount of ~~WingMan~~Phoenix WingMan 4L into the same quantity of water used to calibrate the injection equipment.
- Maintain constant solution tank agitation during the injection period.
- Operate system at normal pressures recommended by the manufacturer of the injection equipment and used for the time interval established during calibration.
- Inject ~~WingMan~~Phoenix WingMan 4L at the end of the irrigation cycle or as a separate application to maximize foliar fungicide retention.
- Stop injection equipment after treatment is completed. Continue to operate the system until ~~WingMan~~Phoenix WingMan 4L solution has cleared the last sprinkler head.

**DISEASE MONITORING**

~~WingMan~~Phoenix WingMan 4L is a broad-spectrum, protectant fungicide. If not applied on a routine protectant spray schedule, crops should be scouted on a weekly basis. Apply fungicide at the required label use rate and spray schedule, at the first sign of disease, report of disease in the area, or during environmental conditions favorable for disease development.



110952

**RESTRICTIONS**

Users must carefully read, understand, and follow all use restrictions prior to using ~~WingMan~~Phoenix WingMan 4L.

**Foliar Applications**

**Where EBDC Products Used Allow the Same Maximum Poundage of Active Ingredient Per Acre Per Season.**


If more than one product containing an EBDC-active ingredient (maneb, mancozeb or metiram) is used on a crop during the same growing season and the EBDC products used allow the same maximum poundage of active ingredient per acre per season, then the total poundage of all such EBDC products used must not exceed any of the specified individual EBDC product maximum seasonal poundage of active ingredient allowed per acre.

**Where EBDC Products Used Allow Different Maximum Poundage of Active Ingredient Per Acre Per Season**

If more than one product containing an EBDC-active ingredient is used on a crop during the same growing season and the EBDC products used allow different maximum poundage of active ingredient per acre per season, then the total poundage of all such EBDC products used must not exceed the lowest specified individual EBDC product maximum seasonal poundage of active ingredient allowed per acre.

**Seed Treatment**

In addition to the maximum number of foliar applications permitted by the formula stated above, a single application for seed treatment may be made on crops that have registered seed treatment uses.




120f52

**FRUIT CROPS**


Not intended for use on fruit trees by homeowners.

Crop	Diseases Controlled	Rate <del>WingManPhoenix</del> x WingMan 4L per application qts./A	Remarks (Also refer to directions for use)	Restrictions
Apples Crab-apples Pears Quince	Fabraea Leaf Spot Scab Rusts- including Cedar Apple Rust Quince Rust Fly Speck Sooty Blotch	4.8*	Pre-Bloom/Bloom Use: Begin applications at 1/4 to 1/2 inch green tip and continue on a 7- to 10-day schedule through bloom.	Do not apply more than 4.8 qts. (4.8 lbs. active ingredient) per acre per application. Do not apply after bloom. Do not apply more than 19.2 qts. (19.2 lbs. active ingredient) per acre per year.
		2.4*	Extended Application Schedule for Use in Tank Mixtures with Systemic Fungicides: For implementation of IPM programs, applications based on tree-row volume, or for use as a resistance management tool, begin applications at 1/4 to 1/2 inch green tip and continue applications on a 7- to 10-day schedule through the second cover spray.	Do not apply more than 2.4 qts. (2.4 lbs. active ingredient) per acre per application. Do not apply more than 16.8 qts. (16.8 lbs. active ingredient) per acre pr year.




BoF52

Crop	Diseases Controlled	Rate <del>WingMan</del> Phoenix x WingMan 4L per application qts./A	Remarks (Also refer to directions for use)	Restrictions
		For all application rates		Apply in a minimum of 50 gallons of water per acre. Do not graze livestock in treated areas. Do not apply within 77 days of harvest. Maximum number of applications is 4 per year.  For pome fruit, use either the 'Pre-Bloom/Bloom Use' or "Extended Application" schedule. DO NOT COMBINE OR INTEGRATE THE TWO TREATMENT SCHEDULES. It is recommended that this product be used in an Integrated Pest Management program (IPM).
Bananas, including Plantains	Sigatoka	1.6 to 2.4	Apply when leaves first appear and repeat every 14 to 21 days or as required. Use sufficient water to provide adequate coverage. A spreader sticker may be used for better coverage and weatherability.	Do not apply more than 24 qts. (24 lbs. active ingredient) per acre per growing cycle. Applications can be made up on the day of harvest.
Cranberries	Fruit Rot	2.4 to 4.8	Start applications at early bloom and repeat at 7- to 10-day intervals as required.	Do not apply within 30 days of harvest. Do not apply more than 14.4 qts. (14.4 lbs. active ingredient) per acre per season. Maximum number



14052


Crop	Diseases Controlled	Rate <del>WingMan</del> Phoenix x WingMan 4L per application qts./A	Remarks (Also refer to directions for use)	Restrictions
				of applications is 3 per year.
Grapes	Black Rot Bunch Rot Phomopsis (Deadarm) Downy Mildew	1.2 to 2 West of the Rocky Mountains 1.2 to 3.2 East of the Rocky Mountains	Apply in sufficient water to provide thorough coverage starting when new shoots are 1/2 to 1 1/2 inches long. Repeat when shoots are 3 to 5 inches long, when shoots are 8 to 10 inches long, and then at 7- to 10-day intervals until fruit is set or 66 days before harvest. For late season control of black rot, deadarm and downy mildew, the use of other approved and recommended fungicides is suggested.	In California, do not apply after bloom. In other areas, do not apply within 66 days of harvest. West of the Rocky Mountains, do not apply more than 6 qts. (6 lbs. active ingredient) per acre per season. Maximum number of applications is 3 per year. East of the Rocky Mountains, do not apply more than 19.2 qts. (19.2 lbs. active ingredient) per acre per season. Maximum number of applications is 6 per year.
Papayas	Anthracnose Phytophthora Fruit Rot Black Spot Cercospora	1.2 to 2	Use 20 to 100 gallons water per acre. Start applications at flowering and continue at 14- to 21-day intervals. Direct spray to crown and blossom area. A spreader sticker may be used for better coverage and weatherability.	Do not apply more than 28 qts. (28 lbs. active ingredient) per growing cycle. Applications may be made up to the day of harvest. Maximum number of applications is 14 per year.
Pears	Please refer to Apples, above.			
Plantains	Please refer to Bananas, above.			



150A52


Crop	Diseases Controlled	Rate <del>WingManPhoenix</del> x WingMan 4L per application qts./A	Remarks (Also refer to directions for use)	Restrictions

\* Maximum per acre use rate based on thorough coverage dilute sprays.



**VEGETABLES**


Crop	Diseases Controlled	Rate <del>WingMan P</del> <u>Phoenix WingMan</u> 4L per application qts./A	Remarks (Also refer to Directions for Use)	Restrictions
Asparagus	Cercospora Leaf Spot Rust	1.6	Start applications when disease first appears and repeat at 10-day intervals. Four applications are usually sufficient.	Apply only on asparagus ferns after spears have been harvested. Do not apply more than 6.4 qts. (6.4 lbs. active ingredient) per acre per season. Do not apply within 120 days of harvest in California and Arizona, or within 180 days in all other states. Maximum number of applications is 4 per year.
Corn (sweet corn for fresh use or processing; popcorn; and sweet corn for seed production, including hybrid seed)	Common Rust Helminthosporium Leaf Blight Gray Leaf Spot	0.8 to 1.2	Use sufficient water for thorough coverage. Start applications when disease first appears and repeat at 4- to 7-day intervals. A spreader sticker may be used for better coverage and weatherability.	Do not apply within 7 days of harvest. East of the Mississippi River, Arkansas and Louisiana, do not apply more than 18 qts. (18 lbs. active ingredient) per acre per crop. Maximum number of applications is 15 per year. West of the Mississippi River (except Arkansas and Louisiana), do not apply more than 6 qts. (6 lbs. active ingredient) per acre per crop. Maximum number of






17 of 52

Crop	Diseases Controlled	Rate <del>WingMan P</del> Phoenix WingMan 4L per application qts./A	Remarks (Also refer to Directions for Use)	Restrictions
				applications is 5 per year. Do not feed treated forage to livestock.
Cucumbers	Alternaria Anthracnose Cercospora Leaf Spot Downy Mildew Gummy Stem Blight Pythium Fruit Rot Scab	1.2 to 2.4	Start applications when plants are in the two-leaf stage and repeat at 7- to 10-day intervals. Use sufficient water and direct spray to provide thorough coverage of both upper and lower leaf surfaces.	Do not apply within 5 days of harvest. Do not apply more than 19.2 qts. (19.2 lbs. active ingredient) per acre per crop. Maximum number of applications is 8 per year.
Fennel	Early Blight Late Blight	1.6	Start applications when disease first appears and repeat applications every 7 to 10 days.	Do not apply more than 12.8 qts. (12.8 lbs. active ingredient) per acre per crop. Do not apply within 14 days of harvest.
Melons Cantaloupe Casaba Crenshaw Honeydew Muskmelon (Watermelon, see below)	Alternaria Leaf Spot Anthracnose Cercospora Leaf Spot Downy Mildew Gummy Stem Blight	1.2 to 2.4	Start applications when plants are in the two-leaf stage and repeat at 7 to 10-day intervals. Use sufficient water and direct spray to provide thorough coverage of both upper and lower leaf surfaces. Some cantaloupe varieties (i.e., Harvest Queen, Gold Star, Super Star, Sweet and Early, and Saticoy) are sensitive to mancozeb. Consult State Cooperative Extension Service Specialist Prior to use.	Do not apply within 5 days of harvest. Do not apply more than 19.2 qts. (19.2 lbs. active ingredient) per acre per crop. Maximum number of applications is 8 per year.



18 of 52

Crop	Diseases Controlled	Rate <u>WingMan P</u> <u>hoenix</u> <u>WingMan</u> 4L per application qts./A	Remarks (Also refer to Directions for Use)	Restrictions
Onions (dry bulb) Garlic Shallots	Botrytis Leaf Blight Downy Mildew Neck Rot Purple Blotch	1.6 to 2.4	Follow a protective spray schedule starting when diseases are first reported in the area and repeat at 7-day intervals throughout the season. A spreader sticker may be used for better coverage and weatherability. Do not allow spray or drift to contact bulbs after lifting from soil.	Do not apply within 7-days of harvest. Do not apply more than 24 qts. (24 lbs. active ingredient) per acre per crop. Do not apply to exposed bulbs.
Onions (furrow drench)	Damping-off Seed Rots Seedling Blights Smut	2.4	Apply 2.4 qts. per acre as a furrow drench at time of planting onion seeds. Use 75 to 125 gallons of water per acre.	Do not use more than 2.4 qts. (2.4 lbs. active ingredient) per acre (29,000 linear feet of furrow) with an 18-inch row spacing. Not registered for this use in California.
Potatoes	Early Blight Late Blight	0.4 to 1.6	Begin applications when plants are 4 to 6 inches high by applying 0.4 to 0.8 qts./acre. As the vines increase in size, apply 1.2 to 1.6 qts./acre at 5- to 10-day intervals or 0.6 to 0.8 qts./acre at 3- to 5-day intervals. Do not apply more than 11.2 qts./acre per crop. A spreader sticker may be used for better coverage and weatherability. It is recommended that this product be used within an Integrated Pest Management Program. Also, vine kill should occur 14 days before harvest.	Do not apply more than 11.2 qts. (11.2 lbs. active ingredient) per acre per crop. Do not apply within 3 days of harvest, in Connecticut, Delaware, Florida, Maine, Massachusetts, Michigan, New Hampshire, New York, Ohio, Pennsylvania, Rhode Island, Vermont and Wisconsin and at least 14 days elsewhere.




19052

Crop	Diseases Controlled	Rate <del>WingManP</del> <del>hoenix</del> <u>WingMan</u> 4L per application qts./A	Remarks (Also refer to Directions for Use)	Restrictions
Squash, summer (including edible gourds)	Anthracnose Downy Mildew	1.6 to 2.4	Start applications when plants are in the two-leaf stage and repeat at 7- to 10-day intervals. Use sufficient water and direct spray to provide thorough coverage of both upper and lower leaf surfaces.	Do not apply within 5 days of harvest. Do not apply more than 19.2 qts. (19.2 lbs. active ingredient) per acre per crop. Maximum number of applications is 8 per year.
Tomatoes	Anthracnose Early Blight Gray Leaf Mold Gray Leaf Spot Late Blight Septoria Leaf Spot	0.6 to 2.4 East of the Mississippi River 0.6 to 1.6 West of the Mississippi River	East of the Mississippi Start applications when seedlings emerge or transplants are set. Repeat applications of 0.6- 1.2 lbs active ingredient per acre (0.6 - 1.2 qts product) at 7-day intervals, or at 1.2 - 2.4 lbs. active ingredient per acre (1.2 - 2.4 qts product) at 7- to 10- day intervals throughout the season. West of the Mississippi Start applications when seedlings emerge or transplants are set. Repeat applications of 0.6- 0.8 lbs active ingredient per acre (0.6- 0.8 qts product) at 3- to 7- day intervals, or at 1.2- 1.6 lbs. active ingredient per acre (1.2-1.6 qts product) at 7- to 10- day intervals throughout the season. A spreader sticker may be used for better coverage and weatherability.	Do not apply within 5- days of harvest. The retreatment interval is 7 days. East of the Mississippi River, do not apply more than 16.8 qts. (16.8 lbs. active ingredient) per acre per crop. West of the Mississippi River, do not apply more than 6.4 qts. (6.4 lbs. active ingredient) per acre per crop.



200452


Crop	Diseases Controlled	Rate <del>WingManP</del> <u>Phoenix</u> <del>WingMan</del> 4L per application qts./A	Remarks (Also refer to Directions for Use)	Restrictions
	Bacterial Speck and Spot		Use of a full rate of a fixed copper fungicide in tank mix combination with a half to full rate of <del>WingManPhoenix</del> <u>WingMan</u> 4L. Follow the more restrictive (ie, longer) application interval specified on the copper fungicide label.	
Watermelons	Alternaria Leaf Spot Anthracnose Cercospora Leaf Spot Downy Mildew Gummy Stem Blight Scab	1.6 to 2.4	Start applications when plants are in the two-leaf stage and repeat at 7- to 10-day intervals. Use sufficient water and direct spray to provide thorough coverage of both upper and lower leaf surfaces.	Do not apply within 5 days of harvest. Do not apply more than 19.2 qts. (19.2 lbs. active ingredient) per acre per crop. Maximum number of applications is 8 per year.



210952

**FIELD CROPS**

Crop	Diseases Controlled	Rate <del>WingManPhoenix</del> WingMan 4L per application qts./A	Remarks (also refer to Directions for Use)	Restrictions
Barley	Please refer to Wheat, below.			
Corn, field and hybrid seed corn	Common Corn Rust Gray Leaf Spot Helminthosporium Leaf Blight	0.8 to 1.2	Start applications when disease symptoms first appear and, depending on severity of infection, continue on a 4- to 14-day schedule. A spreader sticker may be used for better coverage and weatherability.	Do not apply more than 12 qts. (12 lbs. active ingredient) per acre per season. Do not apply within 40 days of harvest. Maximum number of applications is 10 per year.
Oats	Please refer to Wheat, below.			
Peanuts	Cercospora Leaf Spot Rust	0.8 to 1.6	Start applications when disease first appears or is reported in area. Repeat sprays at 7- to 14-day intervals, using shorter interval during humid weather.	Do not apply within 14 days of harvest. Do not use more than 12.8 qts. (12.8 lbs. active ingredient) per acre per crop. Do not feed treated vines to livestock. Maximum number of applications is 10 per year.
Peanuts (tank-mix with products containing the fungicide thiophanate-methyl)	Ascochyta Web Blotch Cercospora Leaf Spot Limb Rot Rust	1.2 qt. <del>WingManPhoenix</del> WingMan 4L plus 0.35 lbs. a.i. Topsin® M Fungicide	Begin applications when disease first appears and repeat at 7- to 14-day intervals, using shorter interval during humid weather.	Do not feed treated vines to livestock. Do not use more than 12.8 qts. <del>WingManPhoenix</del> WingMan 4L (12.8 lbs. active ingredient) per acre per crop. Do not apply within 14 days of harvest. Maximum number of applications is



220952

Crop	Diseases Controlled	Rate <del>WingManPhoenix</del> WingMan 4L per application qts./A	Remarks (also refer to Directions for Use)	Restrictions
				10 per year.
Rye	Please refer to Wheat, below.			
Sugar Beets	Cercospora Leaf Spot Rust	1.2 to 1.6	Start applications when disease first threatens and repeat every 7 to 10 days as needed. A spreader sticker may be used for better coverage and weatherability.	Do not apply within 14 days of harvest. Do not apply more than 11.2 qts. (11.2 lbs. active ingredient) per acre per crop per season. Do not feed treated tops to livestock. Maximum number of applications is 7 per year.
Triticale	Please refer to Wheat, below.			
Wheat, including Triticale, Barley, Oats, Rye	Helminthosporium Leaf Spot Leaf Rust Septoria Glume Blotch Septoria Leaf Spot Tan Spot Scab*	0.8 to 1.6	Start applications at onset of disease or when plants are in the tillering to jointing stage and repeat at 7- to 10-day intervals. A spreader sticker may be used for better coverage and weatherability.	Do not make more than three applications during the season. Do not apply after Feekes' growth stage 10.5 or heading. Pre-Harvest interval shall not be less than 26 days (46 day pre-harvest interval in California). Do not graze livestock in treated areas prior to harvest. Maximum seasonal application rate is 4.8 gallons per acre.

\* In California – scab control on wheat only



230452

**SEED TREATMENT\*\***- Seeds to be treated should be cleaned and well-cured prior to treatment.

WingManPhoenix WingMan 4L may be applied to dry seed with conventional slurry or mist seed treating equipment or as a planter-box application. For best results, the seed must be completely and uniformly covered with fungicide. For commercial seed treatments, an EPA approved dye must be added to

WingManPhoenix WingMan 4L which will impart an unnatural color to the seed.


**Seed Treated With The Fungicide Mancozeb.**

Seeds/seedpieces that have been treated with this product that are then packaged or bagged for future use must contain the following labeling on the outside of the seed/seed-piece package or bag:

“Treated Seed/Seed-Pieces – Do Not Use for Food, Feed, or Oil Purposes. Seed has been treated with a fungicide containing mancozeb.


When opening this bag or loading/pouring the treated seed/seed-pieces, wear long-sleeved shirt, long pants, shoes, socks, chemical resistant gloves, and a NIOSH-approved respirator with a dust/mist filter with MSHA/NIOSH approval number prefix TC-21C or any N,R,P, or HE filter.

After the seeds/seed-pieces have been planted, do not enter or allow worker entry into treated areas during the restricted-entry interval (REI) of 24 hours. Exception: Once the seeds/seed-pieces are planted in soil or other planting media, the Worker Protection Standard allows workers to enter the treated area without restriction if there will be no worker contact with the soil/media subsurface.”



240952

Crop	Diseases Controlled	Rate <del>WingManPhoenix</del> WingMan 4L per application		Remarks (also refer to Directions for Use)	Restrictions
		fl. oz./Bu.	fl. oz./100 lbs.		
Corn (field)	Damping-off Seed Rots Seedling blights	2.4 to 4.8	4.3 to 8.6		Commercially treated seed must be labeled, "Must not be used for food, feed, or oil purposes."
Cotton (acid delinted) (reginned)	Damping-off Seedling Blights		4.8		
	Damping-off Seedling Blight		9.6		
Flax	Damping-off Seed Rots Seedling Blights	3.2 to 6.4	5.7 to 11.3		
Peanuts (shelled)	Damping-off Seed Rots Seedling Blights	3.2 to 6.4	12.8 to 25.6		
Potato Seedpiece (treatment)	Fusarium Decay Seedborne Common Scab		1.6 to 2.5	Dip whole or cut potato seedpieces in 1qt. <del>WingManPhoenix</del> <del>WingMan</del> WingMan 4L per 50 gallons of water. Place treated seedpieces in a clean container following treatment and plant as soon as possible. Spread treated seedpieces in a cool place if held before planting.	
Rice	Damping-off Seed Rots Seedling Blights		3.2 to 6.4	Apply before, during or after soaking in water.	
Safflower	Seedborne Rust (Puccinia carthami)		3.2		






25052

Crop	Diseases Controlled	Rate <del>WingMan</del> Phoenix WingMan 4L per application		Remarks (also refer to Directions for Use)	Restrictions
		fl. oz./Bu.	fl. oz./100 lbs.		
Sorghum	Covered Kernel Smut Damping-off Seed Rots Seedling Blights	2.4 to 4.0	4.3 to 7.2		
Tomatoes	Damping-off Seed Rots Seedling Blights		12.8		


\*\* Not registered for this use in California.



2600f52

MISCELLANEOUS

Crop	Disease Controlled	Rate <u>WingManPhoenix</u> <u>WingMan 4L</u> per application	Remarks(also refer to Directions for Use)
Asparagus crowns (planting stock)	Crown Rot	0.8 qts. per 100 gals.	Place loosely packed crowns into a burlap bag and soak, with gentle agitation, in the fungicide solution for 5 minutes. Remove bag, drain well, and plant crowns as soon as possible. A tank large enough to hold a single burlap bag will treat 2 bags of crowns. Clean dipping suspension should then be prepared in a clean tank. Dirty crowns should be pre-washed to remove excess soil. Not registered for this use in California.
Capri fig	Assorted Molds Endosepsis (Fusarium)	0.8 qts. per 25 gals.	Prepare mamme figs by making a shallow cut through the eye and then hand dividing to avoid wasp injury. Submerge mamme figs in the fungicide suspension for a minimum of 15 minutes. Stir the fungicide suspension frequently to prevent settling out. Fresh dipping solution should be used after treating 4 or 5 batches of figs. After treatment, figs should be drained prior to placement in trees. Not registered for this use in California.



27 of 52

Crop	Disease Controlled	Rate <del>WingManPhoenix</del> <del>WingMan 4L</del> per application	Remarks(also refer to Directions for Use)
Conifer (Christmas trees)	Lophodermium Needle Cast Pine Gall Rust Scirrhia Brown Spot	1.6 qts. To 3.2 qts. per acre	Begin application in spring or early summer before infection occurs. Repeat after heavy rains and at two-week intervals as long as needed. The pre-harvest interval (PHI) is 14 days.
Conifer (Douglas Fir)	Swiss Needle Cast		

**TURF AND COMMERCIAL SOD FARMS** - Not for use by homeowners. For golf courses, sod farms, industrial or municipal turf areas. Not registered for this use in California.

**GENERAL INFORMATION FOR TURF & ORNAMENTAL USES**

~~WINGMANPHOENIX WINGMAN~~ 4L is a flowable containing a coordination product of zinc ion and manganese ethylenebisdithiocarbamate and is labeled for use as a spray for the control of many important plant diseases. When used according to directions, it provides very high fungicidal activity and can be safely used on both turf grasses and certain ornamentals.


~~WINGMANPHOENIX WINGMAN~~ 4L is a broad-spectrum protectant fungicide which provides control of most common turf grass diseases and it is also effective in controlling many fungal diseases of certain ornamentals.

Diseases of turf grass and ornamentals can attack suddenly and unexpectedly causing severe damage and may even result in total loss of large areas of valuable turf grass and ornamental plants. The use of a regular protective spray program will minimize the risk of disease damage and can generally be accomplished with lower rates and less frequent fungicide applications. Once diseases have become established, higher rates of fungicide and more frequent applications are required to bring them under control. Follow a regular protective program for maximum product performance.

**INSTRUCTIONS FOR APPLICATION FOR TURF & ORNAMENTAL USES**

Before treating any ornamental plant for prevention of infection from a listed pathogen, a preliminary trial is suggested on a small scale before a full treatment is applied. Wait 5-7 days after treatment to evaluate results.

To mix: Slowly add ~~WINGMANPHOENIX WINGMAN~~ 4L into half-filled spray tank while the agitator is running to form a well-mixed suspension. If tank-mixing with other materials, add soluble materials (those that form a true solution) first. Then add emulsifiable concentrates (those that form an emulsion in water) in that order after the ~~WINGMANPHOENIX WINGMAN~~ 4L. Wettable powder products may be mixed at the same time as ~~WINGMANPHOENIX WINGMAN~~ 4L. ~~WINGMANPHOENIX WINGMAN~~



280952

4L is compatible with most commonly used pesticides. Read and observe the most restrictive precautionary statements and other information appearing on product labels used in mixtures.

For air application: Use at rate indicated in sufficient water for thorough coverage or a minimum of 2 gallons per acre. Use a spreader-sticker at label-recommended rates for the desired use as needed. Add product slowly to water in the spray tank with agitation or premix thoroughly in separate holding tank for concentrate or aircraft sprayers. Follow similar mixing order instructions as stated above for best results. Continuous agitation is required to keep the product in suspension. Do not apply by aircraft to ornamental herbaceous plants, golf course, turf or sod farm turf.

Restrictions:

- Do not apply by air to sod farms or golf courses.
- Do not apply by chemigation application to golf courses.
- Do not apply to residential turf or athletic fields.

Sod Farm Turf:

- Harvesting of treated turf is prohibited until 5 days following application.
- Limit to a maximum of 4 applications per year and a maximum rate of 4.35 gallons of product per acre (17.4 lb. ai/A) single application.
- The minimum retreatment interval is 10 days.

Golf Courses:


- For cool season grasses; greens, tees and aprons – limit to a maximum of 5 applications per year at a maximum single application rate of 4.35 gallons of product per acre (17.4 lb. ai/A) per application.
- For cool season grasses; fairways – limit to a maximum of 4 applications per year at a maximum single application rate of 4.35 gallons of product per acre (17.4 lb. ai/A) per application.
- For warm season grasses; greens, tees and aprons – limit to a maximum of 4 applications per year at a maximum single application rate of 4.35 gallons of product per acre (17.4 lb. ai/A) per application.
- For warm season grasses; fairways – limit to a maximum of 3 applications per year at a maximum single application rate of 4.35 gallons of product per acre (17.4 lb. ai/A) per application.
- The minimum retreatment interval is 10 days.

All Other Turf:

- Limit to a maximum of 4 applications per year with a maximum single application rate of 4.35 gallons of product per acre (17.4 lb ai/A) per application.
- The minimum retreatment interval is 10 days.


Not registered for this use in California.

Start application when grass greens-up in spring or when disease first appears, and repeat at 10- to 14-day intervals or until disease threat is past. When conditions are especially favorable for disease development, apply maximum fungicide use rate on a spray schedule with at least 10 days between treatments. Apply in sufficient water to provide adequate coverage.



29 of 52


**TURF TOLERANCE** - Treated turfgrass should be maintained in a vigorous growing condition. Turfgrass under stress will not respond to fungicide treatments as well as well-maintained turfgrass. Turfgrass tolerance to this product has been found to be acceptable, however, this product and tank mixtures with other products have not been tested on all varieties of every turfgrass species or under all possible growing conditions. If user is unfamiliar with the performance of ~~WingMan~~Phoenix WingMan 4L or tank mixtures, under user growing conditions, a limited area of turfgrass should be treated prior to initiating large-scale applications.



300952


**SOD FARMS**

Crop	Diseases Controlled	Rate	Remarks (also refer to Directions for Use)	Restrictions
		<del>WingManPhoenix</del> WingMan 4L per application fl.oz./1,000 sq. ft.		
Assorted Grasses	Helminthosporium Melting-out Rust (Leaf, Stem Stripe)	6.4		A 5-day PHI applies. Do not graze treated areas. Do not use on grasses intended for grazing, such as range or pasture grasses. Do not feed clippings to livestock. Do not use on grasses grown for seed.
	Copper Spot Fusarium Blight Red Thread Slime Mold	6.4 to 12.8		
	Algae	9.6		
	Dollar Spot	9.6 to 12.8		
	Rhizoctonia Brown Patch	6.4	Apply on a 10-day spray schedule.	
	Pythium Blight	12.8	Apply at 10-day intervals.	
	Fusarium Snow Mold	9.6 to 12.8	Apply at 2- to 6-week intervals during winter.	



GRASSES – TURF AND LAWN USE

Crop	Diseases Controlled	Rate <del>WingMan</del> Phoenix WingMan 4L per application	Remarks	Restrictions
		fl. oz. /1,000 sq. ft		
Lawn Grasses (Non-WPS uses): See Non-Agricultural Use Requirements Box Examples include golf courses, professional applications to industrial (office park) and municipal lawns.	Algae	10	Apply when algae begins to appear with a minimum retreatment interval of 10 days.	Do not use on grasses grown for seed. Do not use on grasses intended for grazing, such as range or pasture grasses. Do not graze treated areas or feed clippings to livestock.
	Copper Spot, Fusarium Blight (F. Roseum), Red Thread, Slime Molds	7-10	Apply when grass greens up in spring with a minimum retreatment interval of 10 days.	
		10-14	Use during favorable disease conditions with a minimum retreatment interval of 10 days.	
	Gray Leaf Spot (Pyricularia grisea)	9-14	Apply at first sign of disease; apply at 10 day intervals.	
	Dollar Spot (Sclerotinia)	10-14	Apply when grass greens up in spring with a minimum retreatment interval of 10 days.	
		14	Use during favorable disease conditions with a minimum retreatment interval of 10 days.	
	Pink (Fusarium) Snow Mold	10-14	During winter apply at 14 to 42 day intervals. Apply before first snowfall.	
	Leaf Spot (Helminthosporium spp.), Rhizoctonia Brown Patch	5-7	Apply when disease appears. Apply at 10 day intervals.	
		10-14	Use during favorable disease conditions with a minimum retreatment interval of 10 days.	
	Pythium Blight	14	Apply at first sign of disease at 10 day intervals.	
Leaf Rust, Stemp Rust, Stripe Rust	5-7	Apply when disease first appears with a minimum retreatment interval of 10 days.		



320A52

**HORTICULTURAL APPLICATIONS**

**FIELD, NURSERY, GREENHOUSE and LANDSCAPE**  
**Not for this use in California**

**General Use:** ~~WINGMAN~~**PHOENIX WINGMAN** 4L provides excellent protective activity and is most effective when applied prior to infection periods.


Restrictions:

- Cut flowers and greenhouse grown ornamentals: Limit to 20 applications per year.
- Do not use fruit or nuts or any portion of the plant for food or feed purposes after treatment with ~~WingMan~~**Phoenix WingMan** 4L.
- Do not apply to pachysandra.
- Not for use in home greenhouses.
- Not for use on fruit trees by homeowners.
- Do not use on sugar maples intended for sap production.

For outdoor or greenhouse use, apply the equivalent of 1.2 qt. ~~WingMan~~**Phoenix WingMan** 4L per 100 gal. dilute spray (1.2 quarts of ~~WingMan~~**Phoenix WingMan** 4L per acre). The addition of a spreader-sticker to spray solutions will improve performance. Begin spraying when plants are well leafed out or at first sign of disease, in a full coverage spray at 7- to 10-day intervals throughout the season.

Before treating any ornamental plant for prevention of infection from a listed pathogen, a preliminary trial is suggested on a small scale before a full treatment is applied. Wait 5-7 days after treatment to evaluate results.


Crop	Diseases	Remarks
Ornamentals Commercial Use		Refer to General Use Instructions except when more specific directions are given for individual crops and diseases.
General Use Instructions		Apply 1.2 qts. <del>WINGMAN</del> <b>PHOENIX WINGMAN</b> 4L per 100 gallons of water in full coverage sprays. To improve performance an effective nonionic spray adjuvant can be added to spray solutions. Apply at 7-10 day intervals throughout the season as disease development conditions persist and as the plants grow, or follow State Extension Service recommendations for specific disease control practices. <b>Do not use edible portions of any listed plant for food or feed purposes.</b>
Abutilon	Alternaria, Cercospora, Cladosporium, Colletotrichum,	






320452

Crop	Diseases	Remarks
	Puccinia	
African Violet	Alternaria, Botrytis Blight	
Ageratum	Alternaria, Sclerotium, Rhizoctonia, Puccinia, Botrytis Blight Rust	
Aglaonema	Alternaria	
Almond (ornamental)	Botrytis, Cladosporium, Coryneum, Gloeosporium, Monilinia, Leaf Spot	
Alyssum	Leaf Spot, Microsphaera alni	
Andromeda	Exobasidium, Rhytisma, Venturia	
Anthurium	Anthracnose, Spadix Rot, Colletotrichum, Gloeosporium	
Apple (ornamental) – <i>Malus</i> spp.	Fabrea Leaf Spot, Rust, Scab, Alternaria, Cephalosporium, Colletotrichum, Coryneum, Elsinoe, Fusarium, Gloeosporium, Gymnosporangium, Helminthosporium, Leptosphaeria, Monilinia, Monochaetia, Mycosphaerella, Pestalotia, Venturia	
Arborvitae	Cercospora Blight, Alternaria, Botrytis, Coryneum, Lophodermium, Mycosphaerella, Pestalotia	
Areca Palm	Leaf Spot	
Ash	Cercospora, Cylindrosporium, Gloeosporium, Puccinia, Rhizoctonia, Sphaeropsis	
Ash, white	Anthracnose Cylindrosporium Leaf Spot	
Ash, mountain	Entomosporium Leaf Spot Guignardia Leaf Blotch Gymnosporangium	




34 of 52

Crop	Diseases	Remarks
Aster	Leaf Spot, Alternaria, Ascochyta, Botrytis, Colletotrichum, Fusarium, Phomopsis, Phyllosticta, Puccinia, Ramularia, Rhizoctonia, Septoria, Uromyces	
Aster, perennial	Puccinia Rusts	
Aucuba, japonica	Alternaria Leaf Spot Anthracnose, Cercospora, Gloeosporium, Phomopsis, Phyllosticta	
Azalea*	Cylindrocladium Rot Petal Blight Phytophthora Twig and Bud Blight Alternaria, Botrytis, Cladosporium, Colletotrichum, Cylindrocladium, Ovulinia	Apply in full coverage spray 2 to 3 times a week, while flowers are opening. Direct spray into flowers and thoroughly spray ground under bushes. Petal Blight: Spray 2-3 times a week while flowers are opening. Direct spray into flowers and spray ground under plants thoroughly.
Baby's Breath	Botrytis, Rhizoctonia	
Basswood	Cercospora, Phyllosticta	
Begonia	Botrytis Blight, Gloeosporium, Cercospora, Rhizoctonia	
Birch	Cylindrosporium, Gloeosporium, Glomerella, Melampsoridium, Taphrina	
Bougainvillea	Leaf Spot, Colletotrichum	
Boxwood	Leaf Spot, Fusarium, Volutella	
Buckeye	Cercospora, Glomerella, Guignardia, Monochaetia, Phyllosticta, Septoria, Taphrina	
Buffalo Berry	Cylindrosporium Leaf Spot, Puccinia, Rhizoctonia, Septoria	




35 of 52

Crop	Diseases	Remarks
Camellia*	Petal Blight, Botrytis, Cercospora, Elsinoe, Exobasidium, Glomerella, Pestalotia, Phomopsis, Phyllosticta	Petal Blight: Spray 2-3 times a week while flowers are opening. Direct spray into flowers and spray ground under plants thoroughly.
Carnation	Rust Septoria Leaf Spot, Alternaria, Botrytis, Cladosporium, Colletotrichum, Fusarium, Helminthosporium, Stemphylium, Uromyces	
Catalpa	Alternaria, Cercospora, Gloeosporium, Phomopsis, Rhizoctonia	
Cedar, Red	Cercospora Blight Phomopsis Blight, Lophodermium, Gymnosporangium	
Cherry, ornamental	Alternaria, Cercospora, Cladosporium, Coccomyces, Coryneum, Fusicladium, Monilinia, Phomopsis, Phyllosticta, Taphrina	
Chinese Evergreen	Colletotrichum, Gloeosporium	
Christmas Cactus	Alternaria, Cercospora, Colletotrichum, Fusarium, Phomopsis	
Chrysanthemum*	Ascochyta Blight Botrytis Petal Spot Rust, Alternaria, Bipolaris, Cercospora, Cylindrosporium, Helminthosporium, Phyllosticta, Septoria, Stemphylium	Apply at 1 to 2 qts. per 100 gallons in full coverage spray. Apply twice weekly during the blooming season. Botrytis Petal Spot: Apply in full coverage spray twice weekly during the blooming season.
Cockscomb (Celosia)	Alternaria Leaf Spot, Cercospora	
Coleus	Alternaria, Cercospora	
Columbine	Ascochyta, Botrytis, Cercospora, Puccinia, Rhizoctonia, Septoria	




300452

Crop	Diseases	Remarks
Conifers (Christmas Trees)	Lophodermium Needle Cast Pine Gall Rust Scirrhia Brown Spot	Begin application in spring or early summer before infection occurs. Repeat after heavy rains and at two-week intervals as long as needed. The pre-harvest interval (PHI) is 14 days.
Cordyline	Cercospora Leaf Spot	
Cotoneaster	Cercospora, Phyllosticta, Venturia	
Crabapple (ornamental)	Cedar Apple Rust, Scab Sphaeropsis Leaf Spot, Gymnosporangium, Marssonina, Phyllosticta, Septoria, Venturia	
Crepe Myrtle	Cercospora, Phomopsis, Phyllosticta	
Croton	Gloeosporium	
Cuphea (Mexican heather)	Cloeosporium, Rhizoctonia	
Cyclamen	Botrytis, Cladosporium, Fusarium, Glomerella, Phyllosticta, Ramularia	
Cypress, Arizona	Cercospora Blight Monochaetia Canker, Coryneum, Fusarium, Gymnosporangium, Lophodermium, Pestalotia, Phomopsis	
Dahlia	Botrytis Blight, Alternaria, Fusarium, Rhizoctonia	
Daisy	Botrytis, Cercospora, Whetzelia	
Daisy, Shasta	Cylindrosporium, Fusarium, Septoria	
Daisy, Transvaal	Alternaria, Botrytis, Gloeosporium	
Daylily	Alternaria, Botrytis, Cercospora, Colletotrichum, Elsinnoe, Phyllosticta, Septoria	




31 of 52

Crop	Diseases	Remarks
Delphinium	Botrytis Blight, Ascochyta, Cercospora, Diaporthe, Fusarium, Phyllosticta, Puccinia, Ramularia, Septoria, Volutella	
Dieffenbachia	Leptosphaeria Brown Spot, Cephalosporium, Colletotrichum, Gloeosporium, Glomerella	
Dogwood, flowering <sup>‡</sup>	Anthracnose Elsinoe Leaf Spot Septoria Leaf Spot, Ascochyta, Botrytis, Cercospora, Colletotrichum, Phyllosticta	Apply when buds begin to open, when bracts have fallen, 4 weeks later, and again in late summer after flower buds for next season have formed. Anthracnose: Apply when buds begin to open, when bracts have fallen, 4 weeks later, and again in late summer after the flower buds for next season are formed.
Dracaena	Fusarium Leaf Spot, Alternaria, Cercospora, Colletotrichum, Phyllosticta	
Dusty Miller	Fusarium, Puccinia	
Elm	Black Leaf Spot, Botryosphaeria, Cephalosporium, Cercospora, Coryeum, Cylindrosporium, Fusarium, Gloeosporium, Monochaetia, Mycosphaerella, Phomopsis, Phyllosticta, Rhizoctonia, Sphaeropsis, Taphrina	
Euonymus	Anthracnose, Cercospora, Colletotrichum, Gloeosporium, Marssonina, Ramularia, Septoria, Whetzelinia	
Fatsia	Anthracnose, Alternaria, Cercospora, Colletotrichum, Phyllosticta	




380452

Crop	Diseases	Remarks
Ferns*	Rhizoctonia Blight Botrytis, Cercospora, Curvularia, Cylindrosporium, Glomerella, Phyllosticta, Taphrina Anthracnose	Begin spraying when plants are growing, well leafed out or at first sign of disease. Apply at 7-10 day intervals throughout the season as disease development conditions persist and as the plants grow, or follow State Extension Service recommendations for specific disease control practices.  Apply 2-3 times weekly as needed through chemigation or air blast spray to thoroughly wet the entire plant canopy. Anthracnose: Apply 2-3 times weekly as needed through chemigation or air blast spray to thoroughly wet the entire plant canopy. <u>WINGMANPHOENIX WINGMAN 4L FLOWABLE</u> may be tank mixed with other systemic products as recommended by the local extension services for enhanced control.
Ficus	Cercospora Leaf Spot, Alternaria, Ascochyta, Cephalosporium, Cladosporium, Colletotrichum, Fusarium, Gloeosporium, Glomerella, Mycosphaerella, Phomopsis, Stemphylium	
Fig (ornamental)	Cylindrocladium Leaf Spot	
Fir (Abies)	Cephalosporium, Lophodermium, Melampsora, Phomopsis, Sphaeropsis	
Fir, Douglas	Swiss Needle Cast, Phaeocryptopus	
Fir, Frasier	Swiss Needle Cast, Phaeocryptopus	
Firethorn	Fusicladium Scab, Fusarium, Rhizoctonia	




39 of 52

Crop	Diseases	Remarks
Fittonia	Rhizoctonia	
Four-O'clock	Cercospora, Thizoctonia	
Fuchsia	Botrytis Blight Rust, Phomopsis, Septoria	
Garden Balsam	Alternaria, Botrytis, Cercospora	
Gardenia	Alternaria, Botrytis, Diaporthe, Mycosphaerella, Pestalotia, Phomopsis, Phyllosticta, Rhizoctonia	
Geranium	Rust, Alternaria, Ascochyta, Bipolaris, Botrytis, Cercospora, Cylindrosporium, Helminthosporium, Puccinia, Ramularia, Rhizoctonia, Septoria, Uromyces, Venturia	
Gladiolus	Curvularia Leaf Spot Botrytis Blossom Blight Alternaria, Cladosporium, Rhizoctonia, Septoria, Stemphylium	On flower spikes, use at 1.2 pints per 100 gallons. Make weekly applications starting before diseases appear and increase to 2 or 3 applications per week during periods of heavy disease and during rainy weather. (*Do not exceed .6qts per 100 gal on flower spikes.)
Gloxinia	Botrytis Blight, Colletotrichum	
Gold Dust Tree	Gloeosporium, Glomerella, Pestalotia, Phyllosticta	
Gomphrena	Cercospora	
Gypsophila	Botrytis Blight, Rhizoctonia	
Hawthorn	Cedar Apple Rust Fabraea Leaf Spot Frogeye Leaf Spot Hawthorn Rust Scab, Cercospora, Cylindrosporium, Gymnosporangium, Monilinia, Mycosphaerella, Phyllosticta, Septoria, Venturia	
Hemlock, Eastern (Tsuga)	Botrytis, Cylindrosporium,	



400A 52


Crop	Diseases	Remarks
	Melampsora, Rhizoctonia	
Hibiscus	Alternaria, Cercospora, Colletotrichum, Fusarium, Phyllosticta	
Hickory	Gnomonia Leaf Spot, Cercospora, Cladosporium, Elsinoe, Fusarium, Mycosphaerella, Pestalotia, Phyllosticta, Septoria	
Holly	Purple Spot, Phyllosticta	
Hollyhock	Anthracnose Cercospora Leaf Spot Puccinia Rust, Alternaria, Ascochyta, Colletotrichum, Septoria	
Honeysuckle	Herpobasidium Blight, Alternaria, Cercospora, Gloeosporium, Phyllosticta	
Horsechestnut	Alternaria Leaf Spot Guignardia Leaf Blotch, See Buckeye	
Hydrangea	Botrytis Blight Cercospora Leaf Spot, Ascochyta, Colletotrichum, Phyllosticta, Rhizoctonia, Septoria	
Impatiens	Botrytis Blight, Cercospora, Phyllosticta, Rhizoctonia, Septoria	
Indian Hawthorn	Entomosporium	
Iris	Didymellina Leaf Spot Mycosphaerella Leaf Spot Mystrosporium Ink Spot, Ascochyta, Botrytis, Cladosporium, Fusarium, Kabatiella, Phyllosticta, Puccinia, Rhizoctonia	
Ivy	Cladosporium, Colletotrichum, Glomerella, Phyllosticta, Ramularia, Rhizoctonia, Sphaeropsis	






410952

Crop	Diseases	Remarks
Jade Plant	Gloeosporium, Phomopsis	
Juniper	Phomopsis Blight, Cercospora, Coryneum, Gymnosporangium, Lophodermium, Pestalotia, Stigmina	
Kalanchoe	Cercospora, Stemphylium	
Larkspur	Rust, See Delphinium	
Laurel, Cherry	Alternaria, Cercospora, Coccoomyces, Monilinia, Phyllosticta, Septoria	
Laurel, Mountain	Cercospora Leaf Spot Petal Blight, Mycosphaerella, Pestalotia, Phomopsis, Rhytisma, Septoria	Refer to Azaleas
Lavender, Cotton	Septoria	
Ligustrum	Cercospora Leaf Spot	
Lilac	Botrytis, Cercospora, Cladosporium, Cyindrocladium, Gloeosporium	
Lily	Botrytis Blight, Cercospora, Cladosporium, Colletotrichum, Fusarium, Puccinia, Ramularia, Rhizoctonia	
Liriope	Alternaria, Cercospora, Colletotrichum, Leptothyrium	
Lobelia	Botrytis, Cercospora, Puccinia, Rhizoctonia, Septoria	
Loquat	Colletotrichum, Fusicladium, Pestalotia, Phyllosticta, Septoria	
Magnolia	Gloeosporium Leaf Spot, Alternaria, Cercospora, Cladosporium, Colletotrichum, Glomerella, Rhizoctonia	
Mahonia	Cercospora, Cyindrocladium, Gloeosporium, Leptosphaeria, Phomopsis, Phyllosticta,	




420f52

Crop	Diseases	Remarks
	Puccinia	
Maple	Alternaria Leaf Spot Phyllosticta Leaf Spot, Cercospora, Ciborinia, Fusarium, Marssonina, Monochaetia, Phopsis, Rhizoctonia, Rhytisma, Septoria, Sphaeropsis, Taphrina, Venturia	Do not use on Sugar maples intended for the production of maple syrup.
Myrtle	Cercospora, Glomerella, Pestalotia	
Nannyberry	Botrytis, Cercospora, Cladosporium, Helminthosporium, Monochaetia, Phomopsis, Phyllosticta, Ramularia	
Narcissus	Botrytis Blight (fire) Smoulder, Sclerotinia	
Nasturtium	Botrytis, Cercospora, Puccinia	
Nephthytis	Cephalosporium	
Nicotiana	Alternaria	
Nierembergia	Botrytis	
Oak	Actinopelte Leaf Spot Taphrina Leaf Blister, Cephalosporium, Cercospora, Cladosporium, Cronartium, Elsinoe, Fusarium, Gloeosporium, Gnomonia, Marssonina, Phyllosticta, Septoria, Venturia	
Orchids	Botrytis Blossom Blight, Cercospora, Fusicladium, Mycosphaerella, Phyllosticta, Puccinia, Septoria	
Osmanthus	Alternaria, Cercospora, Colletotrichum, Phyllosticta	
Oxalis	Rust	
Palm, Areca	Alternaria, Cercospora, Colletotrichum, Phomopsis,	



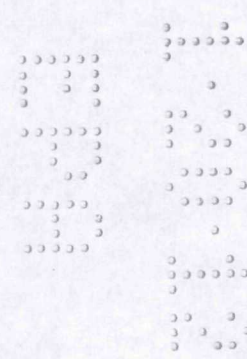
43 of 52

Crop	Diseases	Remarks
	Phyllosticta, Septoria	
Palm, Arenga	Cercospora, Colletotrichum, Cylindrocladium, Pestalotia, Phoma, Stigmia	
Palm, Cabbage	Fusarium, Gloeosporium, Pestalotia, Stigmia	
Palm, Coconut	Pestalotia	
Palm, Date	Alternaria, Fusarium, Helminthosporium, Pestalotia	
Palm, King	Alternaria, Fusarium, Helminthosporium, Pestalotia, Phomopsis	
Palm, Phoenix	Alternaria, Cercospora, Fusarium, Gloeosporium, Pestalotia, Phomopsis, Stigmia	
Palm, Queen	Glomerella, Septoria	
Palm, Royal	Alternaria, Cercospora, Colletotrichum, Helminthosporium	
Palm, Washington	Cercospora, Colletotrichum, Cylindrocladium, Pestalotia, Phoma, Stigmia	
Pansy	Anthracnose, Alternaria, Botrytis, Cercospora, Colletotrichum, Peronospora, Phyllosticta, Ramularia, Rhizoctonia	
Peach (ornamental)	Cercospora, Cladosporium, Coryneum, Fusarium, Glomerella, Monilinia, Mycosphaerella, Phomopsis, Phyllosticta, Taphrina	




44 of 52

Crop	Diseases	Remarks
Pear (ornamental)	Fabraea Leaf Spot , Rust Scab, Alternaria, Botrytis, Cercospora, Cladosporium, Coryneum, Elsinoe, Fusarium, Glomerella, Gymnosporangium, Helminthosporium, Monilinia, Mycosphaerella, Phomopsis, Phyllosticta, Venturia	
Peony*	Phytophthora Blight <del>Botrytis</del> Botrytis Blight, Alternaria, Cercospora, Cladosporium, Gloeosporium, Phyllosticta, Septoria	Apply in early spring and early fall, drenching soil around plants as well as the foliage. Promptly destroy all infected plant parts. Phytophthora Blight, Botrytis Blight: Apply in early spring and early fall, drenching soil around plants as well as foliage. Promptly destroy all infected plant parts.
Peperomia	Cercospora Leaf Spot, Colletotrichum, Gloeosporium, Rhizoctonia	
Petunia	Botrytis Blight, Cercospora, Puccinia, Rhizoctonia, Stemphylium	
Philodendron	Dactylaria Leaf Spot Phytophthora Leaf Spot, Colletotrichum, Gloeosporium	
Phlox	Leaf Spot, Ascochyta, Botrytis, Cercospora, Colletotrichum, Phyllosticta, Puccinia, Septoria, Ramularia, Stemphylium, Volutella	
Photinia (Red Tip)	Entomosporium Leaf Spot Cercospora, Gloeosporium, Gymnosporangium, Lophodermium, Pestalotia, Phyllosticta, Septoria	
Pieris	Alternaria, Pestalotia, Phyllosticta, Rhytisma	
Pilea	Alternaria, Botrytis, Cercospora, Colletotrichum, Helminthosporium, Phyllosticta	




450 of 52

Crop	Diseases	Remarks
Pine	Alternaria, Botrytis, Cronartium, Fusarium, Lophodermium, Monochaetia, Rhizoctonia, Septoria, Sirococcus	
Pine, Australia	Cyclaneusma Needle Cast	
Pine, Norfolk Island	Botrytis, Colletotrichum, Cronartium, Cylindrocladium, Fusarium, Lophodermium, Pestalotia, Rhizoctonia, Septoria, Sirococcus	
Pine Scotch	Cyclaneusma Needle Cast Gall Rust	
Pittosporium	Alternaria Leaf Spot, Cercospora, Gnomonia, Mycosphaerella, Phyllosticta, Rhizoctonia, Septoria	
Plane Tree	Cercospora, Gnomonia, Phyllosticta, Septoria	
Pleomele	Fusarium Leaf Spot	
Plum, Ornamental	Botrytis, Cercospora, Cladosporium, Coccomyces, Coryneum, Monilinia, Phyllosticta, Taphrina	
Poinsettia	Sphaceloma Scab, Botrytis, Cercospora, Fusarium, Uromyces	(*Do not exceed 1.2 pints per 100 gallons)
Poplar	Rust, Cercospora, Ciborinia, Colletotrichum, Cylindrocladium, Fusarium, Marssonina, Melampsora, Mycosphaerella, Phyllosticta, Septoria, Stigmina, Taphrina, Venturia	
Portulaca	Rhizoctonia	
Pothos	Rhizoctonia	
Prayer Plant	Alternaria, Drechslera, Glomerella, Puccinia	




44 of 52

Crop	Diseases	Remarks
Primrose	Botrytis Blight, Alternaria, Colletotrichum, Mycosphaerella, Puccinia, Ramularia, Uromyces	
Privet	Cercospora, Glomerella, Phomopsis, Phyllosticta, Ramularia	
Protea	Botrytis Blight	
Pyracantha	Botrytis, Cercospora, Diplodia, Phomopsis, Phyllosticta, Sphaeropsis	
Quince, Flowering	Cercospora, Fabraea, Gymnosporangium, Septobasidium	
Quince – ornamental	Fabraea Leaf Spot Rust Scab	
Red Cedar, Western (Thuja)	Keithia or Didymascella	
Red Tip	See Photinia	
Redwood, Sequoia	Botrytis, Cercospora, Mycosphaerella, Pestalotia, Phomopsis	
Rhododendron*	Cercospora Leaf Spot Discosia Leaf Spot Petal Blight, Alternaria, Coryneum, Gloeosporium, Glomerella, Guignardia, Lophodermium, Mycosphaerella, Pestalotia, Phomopsis, Rhizoctonia, Septoria, Venturia	Apply in full coverage spray 2 to 3 times a week, while flowers are opening. Direct spray into flowers and thoroughly spray ground under bushes. Petal Blight: Spray 2-3 times a week while flowers are opening. Direct spray into flowers and spray ground under plants thoroughly.
Rose	Black Spot Cercospora Leaf Spot Rust, Alternaria, Bipolaris, Botryosphaeria, Cladosporium, Cylindrocladium, Diplocarpon, Elsinoe, Gloeosporium, Helminthosporium, Leptosphaeria, Monochaetia, Mycosphaerella, Peronospora, Phyllosticta, Septoria	




47 of 52

Crop	Diseases	Remarks
Rosemary	Rhizoctonia Aerial Blight	
Russian Olive	Cercospora, Colletotrichum	
Sage	Cercospora, Peronospora, Puccinia, Ramularia, Rhizoctonia	
Salvia	Cercospora, Puccinia	
Santolina	Botrytis	
Senecio	Cercospora, Gloeosporium, Phyllosticta, Puccinia, Ramularia, Septoria	
Schefflera	Alternaria Blight	
Skunkbush, sumac	Cylindrosporium Leaf Spot	
Snakeplant	Fusarium, Gloeosporium	
Snapdragons	Rust, Alternaria, Bipolaris, Botrytis, Cercospora, Colletotrichum, Drechslera, Fusarium, Helminthosporium, Peronospora, Phyllosticta, Puccinia, Rhizoctonia	
Spathaphylum	Myrothecium Leaf Spot, Alternaria	
Spindletree	See Euonymus	
Spirea	Cylindrosporium	
Spruce	Ascochyta, Botrytis, Cladosporium, Lophodermium, Rhizoctonia	
Spurge	Cercospora, Melampsora, Puccinia	
Statice	Cercospora Frogeye, Alternaria, Ascochyta, Botrytis, Cercospora, Colletotrichum, Rhizoctonia, Uromyces	



480252

Crop	Diseases	Remarks
Strawflower	Rust, Fusarium	
Sumac	Cercospora, Cladosporium, Fusarium, Phyllosticta, Septoria, Taphrina	
Sunflower, Ornamental	Alternaria, Puccinia	
Syngonium	Cephalosporium Leaf Spot, Erwinia, Fusarium	
Thorn Apple	Rust	
Tulip	Botrytis Blight (fire)	
Venus Flytrap	Anthracoze, Colletotrichum	
Verbena	Alternaria, Ascochyta, Botrytis, Cercospora, Phyllosticta, Puccinia, Rhizoctonia, Septoria, Stemphylium	
Viburnum	Downy Mildew Ramularia Leaf Spot, Botrytis, Cercospora, Cladosporium, Helminthosporium, Monochaetia, Phomopsis	
Walnut	Anthracoze, Cercospora, Cladosporium, Cylandrocladium, Cylindrosporium, Gnomonia	Do not use treated walnuts for food or feed purposes.
Willow	Ascochyta, Cercospora, Ciborinia, Cylindrosporium, Fusicladium, Gloeosporium, Marssonina, Melampsora, Phomopsis, Phyllosticta, Ramularia, Rhytisma, Septoria, Taphrina, Venturia	
Wisteria	Alternaria, Cercospora, Colletotrichum, Gloeosporium, Pestalotia	
Yucca	Cercospora, Cylindrosporium, Gloeosporium, Puccinia	
Zebra Plant	Alternaria, Cercospora, Colletotrichum	






490A 52

Crop	Diseases	Remarks
Zinnia	Leaf Blight	

This product is not recommended for the treatment of Marigolds due to highly variable plant responses.



50 of 52

**STORAGE AND DISPOSAL**

Do not contaminate water, food, or feed by storage or disposal.

**Pesticide Storage**

For minor spills, leaks, or other accidental contamination, follow all precautions indicated on this label and clean up immediately. Take special care to avoid contamination of equipment and facilities during clean up and disposal of wastes.

**Pesticide Disposal**

Wastes resulting from the use of this product may be disposed of on site or at an approved waste disposal facility.

**Container Disposal**

Nonrefillable container. Do not reuse or refill this container.

Triple rinse as follows: Empty the remaining contents into application equipment or a mix tank and drain for 10 seconds after the flow begins to drip. Fill the container ¼ full with water and recap. Shake for 10 seconds. Pour rinsate into application equipment or a mix tank or store rinsate for later use or disposal. Drain for 10 seconds after the flow begins to drip. Repeat this procedure two more times.

Then offer for recycling if available or puncture and dispose in a sanitary landfill, or by other procedures approved by state and local authorities. If rinsate cannot be used, follow pesticide disposal instructions. If not triple rinsed, these containers are acute hazardous wastes and must be disposed in accordance with local, state and federal regulations.

**CONDITIONS OF SALE AND WARRANTY**

~~The DIRECTIONS FOR USE of this product reflect the opinion of experts based on field use and tests. The directions are believed to be reliable and must be followed carefully. However, it is impossible to eliminate all risks inherently associated with use of this product. Crop injury, ineffectiveness, or other unintended consequences may result because of such factors as weather conditions, presence of other materials, or the manner of use or application, all of which are beyond the control of Phoenix Environmental Care, LLC, its Supplemental Distributors, or the Seller. All such risks shall be assumed by the Buyer.~~

Formatted: Font: 10 pt

Formatted: Font: 10 pt

Formatted: Font: 10 pt

~~The Directions for Use of this product given on this label reflect cumulative inputs from both field use experience and product testing programs. However, it is impossible to test this product on all ornamental plant species and cultivars. Eliminating all risks of usage associated with this product is not possible. Plant injury, non-performance, or other unanticipated results could occur due to use that is inconsistent with label directions or specific environmental conditions, as noted on the label. Abnormal environmental conditions such as excessive rain, storms or drought, use of other treatments, improper application techniques as well as many other factors that Phoenix Environmental Care cannot control may result in lack of efficacy or compromise the performance of this product. To the extent consistent with applicable law, all such risks are borne by the buyer.~~

Formatted: Font: 10 pt


Formatted: Font: 10 pt

~~Phoenix Environmental Care, LLC, its Supplemental Distributors, and the Seller warrant that this product conforms to the chemical description on the label and is reasonably fit for the purposes referred to in the Directions for Use subject to the inherent risks referred to above. TO THE EXTENT CONSISTENT WITH APPLICABLE LAW, NEITHER PHOENIX ENVIRONMENTAL CARE, LLC NOR ITS SUPPLEMENTAL DISTRIBUTOR MAKE ANY OTHER EXPRESS OR IMPLIED WARRANTY OF FITNESS FOR ANY PARTICULAR PURPOSE OR OF MERCHANTABILITY OR ANY OTHER EXPRESS OR IMPLIED WARRANTY. THIS WARRANTY DOES NOT EXTEND TO, AND THE BUYER SHALL BE SOLELY RESPONSIBLE FOR, ANY AND ALL LOSS OR DAMAGE WHICH RESULTS FROM THE USE OF THIS PRODUCT IN ANY MANNER WHICH IS INCONSISTENT WITH THE LABEL DIRECTIONS.~~

Formatted: Font: 10 pt

Formatted: Font: 10 pt

Formatted: Font: 10 pt



51 of 52

~~TO THE EXTENT CONSISTENT WITH APPLICABLE LAW, BUYER'S EXCLUSIVE REMEDY AND THE EXCLUSIVE LIABILITY OF PHOENIX ENVIRONMENTAL CARE, LLC, ITS SUPPLEMENTAL DISTRIBUTORS AND THE SELLER FOR ANY AND ALL CLAIMS, LOSSES, DAMAGES, OR INJURIES RESULTING FROM THE USE OR HANDLING OF THIS PRODUCT, WHETHER OR NOT BASED IN CONTRACT, NEGLIGENCE, STRICT LIABILITY IN TORT OR OTHERWISE, SHALL BE LIMITED, AT THE MANUFACTURER'S OPTION, TO REPLACEMENT OF OR THE REPAYMENT OF THE PURCHASE PRICE FOR THE QUANTITY OF PRODUCT WITH RESPECT TO WHICH DAMAGES ARE CLAIMED. When Buyer suffers losses or damages resulting from the use or handling of this product (including claims based on contract, negligence, strict liability, or other legal theories), Buyer must promptly notify Seller in writing of any claims to be eligible to receive either remedy stated above. TO THE EXTENT CONSISTENT WITH APPLICABLE LAW, IN NO CASE SHALL PHOENIX ENVIRONMENTAL CARE, LLC, ITS SUPPLEMENTAL DISTRIBUTORS, OR THE SELLER BE LIABLE FOR CONSEQUENTIAL, SPECIAL OR INDIRECT DAMAGES RESULTING FROM THE USE OR HANDLING OF THIS PRODUCT. Phoenix Environmental Care, LLC, its Supplemental Distributors, and the Seller offer this product, and the Buyer accepts it, subject to the foregoing Conditions of Sale and Warranty, which may be varied only by agreement in writing signed by a duly authorized representative of Phoenix Environmental Care, LLC. No employee or agent of Phoenix Environmental Care, LLC, its Supplemental Distributor, or the Seller is authorized to vary or exceed the terms of this Warranty in any other manner.~~ **IMPORTANT INFORMATION**

Formatted: Font: 10 pt

**READ BEFORE USING PRODUCT**

**CONDITIONS OF SALE AND LIMITATION OF WARRANTY AND LIABILITY**

**NOTICE:** Read the entire Directions for Use and Conditions of Sale and Limitation of Warranty and Liability before buying or using this product. If the terms are not acceptable, return the product at once, unopened, and the purchase price will be refunded.

Formatted: Font: 10 pt

Formatted: Font: 10 pt

Formatted: Font: 10 pt

Formatted: Font: 10 pt

Formatted: Font: 10 pt

Formatted: Font: 10 pt

Formatted: Font: 10 pt

The Directions for Use of this product reflect the opinion of experts based on field use and tests, and must be followed carefully. It is impossible to eliminate all risks associated with the use of this product. Crop injury, ineffectiveness or other unintended consequences may result because of such factors as manner of use or application, weather or crop conditions, presence of other materials or other influencing factors in the use of the product, which are beyond the control of United Phosphorus, Inc. or Seller. Handling, storage, and use of the product by Buyer or User are beyond the control of United Phosphorus, Inc. and Seller. All such risks shall be assumed by Buyer and User, and Buyer and User agree to hold United Phosphorus, Inc. and Seller harmless for any claims relating to such factors.

Formatted: Font: 10 pt

**TO THE EXTENT CONSISTENT WITH APPLICABLE LAW, UNITED PHOSPHORUS, INC. AND SELLER MAKE NO WARRANTIES OF MERCHANTABILITY OR OF FITNESS FOR A PARTICULAR PURPOSE NOR ANY OTHER EXPRESS OR IMPLIED WARRANTY EXCEPT AS STATED ON THIS LABEL.**


Formatted: Font: 10 pt

Formatted: Font: 10 pt

To the extent consistent with applicable law, United Phosphorus, Inc. or Seller shall not be liable for any incidental, consequential or special damages resulting from the use or handling of this product and **THE EXCLUSIVE REMEDY OF THE USER OR BUYER, AND THE EXCLUSIVE LIABILITY OF UNITED PHOSPHORUS, INC. AND SELLER FOR ANY AND ALL CLAIMS, LOSSES, INJURIES OR DAMAGES (INCLUDING CLAIMS BASED ON BREACH OF WARRANTY, CONTRACT, NEGLIGENCE, TORT, STRICT LIABILITY OR OTHERWISE) RESULTING FROM THE USE OR HANDLING OF THIS PRODUCT, SHALL BE THE RETURN OF THE PURCHASE PRICE OF THE PRODUCT OR, AT THE ELECTION OF UNITED PHOSPHORUS, INC. OR SELLER, THE REPLACEMENT OF THE PRODUCT.**

Formatted: Font: 10 pt

Formatted: Font: 10 pt



5202 52

United Phosphorus, Inc. and Seller offer this product, and Buyer and User accept it, subject to the foregoing conditions of sale and limitations of warranty and of liability, which may not be modified except by written agreement signed by the duly authorized representative of United Phosphorus, Inc.

Formatted: Font: 10 pt

Rev. 1/16/12

