

70506-247

04/19/2012

Jacket

1/33



UNITED STATES ENVIRONMENTAL PROTECTION AGENCY
WASHINGTON, D.C. 20460

OFFICE OF CHEMICAL, SAFETY
AND POLLUTION PREVENTION

Sherry Hutcheson
United Phosphorus, Inc.
630 Freedom Business Center, Suite 402
King of Prussia, PA 19406

APR 19 2012

APR 19 2012

Product Name: Skylark
EPA Reg. No.: 70506-247
Subject: Application for Notification dated 3/16/2012: ABN
EPA Decision Number: 463440

Dear Ms. Hutcheson:

The Agency is in receipt of your Application for Pesticide Notification under Pesticide Registration Notice (PRN) 98-10. The Registration Division (RD) has conducted a review of this request for its applicability under PRN 98-10 and finds that the action(s) requested fall within the scope of PRN 98-10.

The Agency acknowledges the addition of the alternate brand name "Phoenix Skylark" and the updated Warranty language.

The label submitted with the application has been stamped "Notification" and will be placed in our records. If you have questions concerning this letter, please contact Erin Malone at 703-347-0253 or by email at malone.erin@epa.gov.

Sincerely,

A handwritten signature in cursive script that reads "Mary L. Waller".

Mary Waller
Product Manager 21
Fungicide Branch
Registration Division (7504P)
Office of Pesticide Programs

2/33



EPA

United States
Environmental Protection Agency
 Washington, DC 20460

☐ Registration
☐ Amendment
☒ **Other: Notification**

OPP Identifier Number

Application for Pesticide - Section I

1. Company/Product Number 70506-247	2. EPA Product Manager Mary Waller	3. Proposed Classification <input type="checkbox"/> None <input type="checkbox"/> Restricted
4. Company/Product (Name) Skylark	PM# 21	
5. Name and Address of Applicant (Include ZIP Code) United Phosphorus, Inc. 630 Freedom Business Center, Suite 402 King of Prussia, PA 19406 <input type="checkbox"/> Check if this is a new address	6. Expedited Review. In accordance with FIFRA Section 3(c)(3) (b)(I), my product is similar or identical in composition and labeling to: EPA Reg. No. _____ Product Name _____	

Section - II

<input type="checkbox"/> Amendment - Explain below.	<input type="checkbox"/> Final printed labels in response to Agency letter dated _____
<input type="checkbox"/> Resubmission in response to Agency letter dated _____	<input type="checkbox"/> "Me Too" Application
<input checked="" type="checkbox"/> Notification - Explain below.	<input type="checkbox"/> Other - Explain below

Explanation: Use additional page(s) if necessary. (For Section I and Section II.)

Alternate Brand Name for Skylark (EPA Reg. No. 70506-247).

This notification is consistent with the provisions of PR Notice 98-10 and EPA regulations at 40 CFR 152.46, and no other changes have been made to the labeling or the confidential statement of formula of this product. I understand that it is a violation of 18 U.S.C. Sec. 1001 to willfully make any false statement to EPA. I further understand that if this notification is not consistent with the terms of PR Notice 98-10 and 40 CFR 152.46, this product may be in violation of FIFRA and I may be subject to enforcement action and penalties under Sections 12 and 14 of FIFRA.

Section - III

1. Material This Product Will Be Packaged In:

Child-Resistant Packaging <input type="checkbox"/> Yes* <input checked="" type="checkbox"/> No	Unit Packaging <input type="checkbox"/> Yes <input checked="" type="checkbox"/> No	Water Soluble Packaging <input type="checkbox"/> Yes <input checked="" type="checkbox"/> No	2. Type of Container <input type="checkbox"/> Metal <input checked="" type="checkbox"/> Plastic <input type="checkbox"/> Glass <input type="checkbox"/> Paper <input type="checkbox"/> Other (Specify)
*Certification must be submitted		If "Yes" Unit Packaging wgt. No. per container	If "Yes" Package wgt. No. per container

3. Location of Net Contents Information <input checked="" type="checkbox"/> Label <input type="checkbox"/> Container	4. Size(s) Retail Container 1 gallon	5. Location of Label Directions <input checked="" type="checkbox"/> On Label <input type="checkbox"/> On labeling accompanying product
6. Manner in Which Label is Affixed to Product <input type="checkbox"/> Lithograph <input checked="" type="checkbox"/> Paper glued <input type="checkbox"/> Stenciled <input type="checkbox"/> Other _____		

Section - IV

1. Contact Point (Complete items directly below for identification of individual to be contacted, if necessary, to process this application.)

Name Sherry Hutcheson	Title Regulatory Affairs Manager	Telephone No. (Include Area Code) 229-247-9041
--------------------------	-------------------------------------	--

Certification

I certify that the statements I have made on this form and all attachments thereto are true, accurate and complete. I acknowledge that any knowingly false or misleading statement may be punishable by fine or imprisonment or both, under applicable law.

2. Signature 	3. Title Regulatory Affairs Manager	6. Date Application Received (Stamped)
4. Typed Name Sherry Hutcheson	5. Date 03/16/2012	



United Phosphorus, Inc.

**630 Freedom Business Center, Suite 402
King of Prussia, PA 19406**

Sherry Hutcheson
Regulatory Affairs Manager

(229) 247-9041 (phone)
(229) 241-9699 (fax)

March 16, 2012

Mary Waller (PM 21)
Document Processing Desk (NOTIF)
Office of Pesticide Programs (7504P)
U.S. Environmental Protection Agency
Ariel Rios Building
1200 Pennsylvania Ave., N.W.
Washington, DC 20460

RE: Notification of label changes for Skylark (EPA Reg. No. 70506-247)

Dear Ms. Waller,

United Phosphorus, Inc., is providing a notification to the Agency which addresses the following updates to the label.

- Notification of the Alternate Brand Name to Phoenix Skylark.
- An updated Warranty statement.

In addition to this letter the following are enclosed:

- EPA application form, 8570-1,
- One copy of the label clearly marked to show the proposed changes,
- ~~One clean copy of the proposed label.~~
Two clean copies of the proposed label.
- One CD with the proposed label.
- Certification of Label Integrity Form

If you have any questions, please feel free to contact me at 229-247-9041 or sherry.hutcheson@uniphos.com

Thank you for your kind attention to this matter.

Best regards,

Sheng B H

Sherry B. Hutcheson
Regulatory Affairs Manager

4/33

PHOENIX SKYLARK

Fungicide

For control of listed diseases on asparagus, barley, beans, corn, cotton, cucurbit vegetables, garlic, grasses grown for seed, hops, leafy Brassica greens, garden beets, lychee, okra, onion, peanuts, pecan, soybeans, sunflower, turnip, wheat, ornamentals and golf courses.

ACTIVE INGREDIENT: Tebuconazole: α -[2-(4-chlorophenyl)ethyl]- α -(1,1-dimethylethyl)-1H-1,2,4-triazole-1-ethanol38.7%

OTHER INGREDIENTS: 61.3%

TOTAL:100.0%

Contains 3.6 pounds tebuconazole per gallon

KEEP OUT OF REACH OF CHILDREN

CAUTION

FIRST AID	
If swallowed	<ul style="list-style-type: none">• Call a poison control center or doctor immediately for treatment advice.• Have person sip a glass of water if able to swallow.• Do not induce vomiting unless told to do so by the poison control center or doctor.• Do not give anything by mouth to an unconscious person.
If on skin or clothing	<ul style="list-style-type: none">• Take off contaminated clothing.• Rinse skin immediately with plenty of water for 15- 20 minutes.• Call a poison control center or doctor for treatment advice.
If in eyes	<ul style="list-style-type: none">• Hold eye open and rinse slowly and gently with water for 15 - 20 minutes.• Remove contact lenses, if present, after the first 5 minutes, then continue rinsing eye.• Call a poison control center or doctor for treatment advice.
If inhaled	<ul style="list-style-type: none">• Move person to fresh air.• If person is not breathing, call 911 or an ambulance, then give artificial respiration, preferably mouth-to-mouth, if possible.• Call a poison control center or doctor for further treatment advice.
HOTLINE NUMBER	
Have the product container or label with you when calling a poison control center or doctor, or going for treatment. You may also contact Rocky Mountain Poison Control Center 1-866-673-6671 for emergency medical treatment information. For Chemical Emergency: Spill, leak, fire, exposure or accident, call CHEMTREC 1-800-424-9300.	
NOTE TO PHYSICIAN	
No specific antidote. Treat symptomatically. The compound does not cause any definite symptoms that would be diagnostic. Contact with the eyes may cause irritation.	

Net Contents: _____ Gallons

Manufactured For:
United Phosphorus, Inc.
630 Freedom Business Center, Suite 402
King of Prussia, PA 19406

EPA Reg. No. 70506-247
EPA Est. No. _____

NOTIFICATION

APR 19 2012

PRECAUTIONARY STATEMENTS
HAZARDS TO HUMANS AND DOMESTIC ANIMALS
CAUTION

Harmful if swallowed, inhaled or absorbed through skin. Avoid contact with skin, eyes, and clothing. Avoid breathing vapor or spray mist.

PERSONAL PROTECTIVE EQUIPMENT (PPE)

Some materials that are chemical-resistant to this product are listed below. If you want more options, follow the instructions for Category C on an EPA chemical-resistance category selection chart.

Applicators and other handlers must wear:

- Long-sleeved shirt and long pants,
- Chemical-resistant gloves, such as barrier laminate, butyl rubber, nitrile rubber, neoprene rubber, polyvinyl chloride, or Viton,
- Shoes plus socks.

Follow manufacturer's instructions for cleaning/maintaining PPE. If no such instructions for washables exist, use detergent and hot water. Keep and wash PPE separately from other laundry.

USER SAFETY RECOMMENDATIONS

Users should:

- Wash hands before eating, drinking, chewing gum, using tobacco or using the toilet.
- Remove clothing/PPE immediately if pesticide gets inside. Then wash thoroughly and put on clean clothing.
- Remove PPE immediately after handling this product. Wash the outside of gloves before removing. As soon as possible, wash thoroughly and change into clean clothing.

ENGINEERING CONTROLS

When handlers use closed systems, enclosed cabs, or aircraft in a manner that meets the requirements listed in the Worker Protection Standard (WPS) for agricultural pesticides [40 CFR 170.240(d)(4-6)], the handler PPE requirements may be reduced or modified as specified in WPS.

ENVIRONMENTAL HAZARDS

This pesticide is toxic to mammals, fish and aquatic invertebrates. Do not apply directly to water, or to areas where surface water is present or to intertidal areas below the mean high water mark. Drift and runoff may be hazardous to aquatic organisms in neighboring areas. Do not contaminate water when disposing of equipment washwater or rinsate.

Ground Water Advisory: Tebuconazole is known to leach through soil into ground water under certain conditions as a result of label use. Use of this chemical in areas where soils are permeable, particularly where the water table is shallow, may result in ground-water contamination.

Surface Water Advisory: This product may contaminate water through drift of spray in wind. This product has a high potential for runoff for several months or more after application. Poorly draining soils and soils with shallow water tables are more prone to runoff that contains this

product. A level, well maintained vegetative buffer strip between areas to which this product is applied and surface water features such as ponds, streams, and springs will reduce the potential for contamination of water from rainfall-runoff. Runoff of this product will be reduced by avoiding applications when rainfall is forecasted within 48 hours.

DIRECTIONS FOR USE

It is a violation of Federal law to use this product in a manner inconsistent with its labeling.

Do not apply this product in a way that will contact workers or other persons, either directly or through drift. Only protected handlers may be in the area during application. For any requirements specific to your State or Tribe, consult the agency responsible for pesticide regulation.

AGRICULTURAL USE REQUIREMENTS

Use this product only in accordance with its labeling and with the Worker Protection Standard, 40 CFR Part 170. This Standard contains requirements for the protection of agricultural workers on farms, forests, nurseries, and greenhouses, and handlers of agricultural pesticides. It contains requirements for training, decontamination, notification, and emergency assistance. It also contains specific instructions and exceptions pertaining to the statements on this label about personal protective equipment (PPE), and restricted-entry interval. The requirements in this box only apply to uses of this product that are covered by the Worker Protection Standard.

Do not enter or allow worker entry into treated areas during the restricted entry interval (REI) specified in the application directions for the treated crop.

PPE required for early entry into treated areas that is permitted under the Worker Protection Standard and that involves contact with anything that has been treated such as plants, soil, or water, is:

- Coveralls,
- Chemical-resistant gloves, such as barrier laminate or butyl rubber or nitrile rubber or neoprene rubber or polyvinyl chloride or Viton,
- Shoes plus socks.

NON-AGRICULTURAL USE REQUIREMENTS

The requirements in this box only apply to uses of this product that are NOT within the scope of the Worker Protection Standard for agricultural pesticides (40 CFR Part 170). The WPS applies when this product is used to produce agricultural plants on farms, forests, nurseries, or greenhouses.

Turf and Landscape Uses: Do not enter or allow others to enter treated area until sprays have dried.

PRODUCT INFORMATION

Read the entire Directions for Use and Conditions of Sale before using this product.

Chemigation: Do not apply this product through any type of irrigation system.

For the most effective results, equipment calibration should be checked regularly. When using lower spray volumes, be sure to maintain uniform application and full crop coverage so as to ensure effective control. Increase spray volume to ensure proper application, if required.

NOTE: FOLLOW THESE DIRECTIONS WHEN MAKING APPLICATIONS NEAR AQUATIC AREAS (ESTUARIES, LAKES, MARSHES, NATURAL PONDS, PERMANENT STREAMS, RESERVOIRS AND RIVERS).

See Aerial Drift Reduction Advisory Sections in following pages.

- Ground and aerial application within 100 feet of aquatic areas listed above is prohibited.
- Application to fields next to aquatic areas may only be made every other year.
- To prevent unwanted exposure to bodies of water maintain a 10 foot wide non-cultivated vegetative strip filter.
- See Spray Drift Management section for further information.

Mixing: Continuous agitation is required during mixing. When mixing this product and water, add the labeled amount of Skylark. Before combining any other substances with the mixture, ensure that Skylark is complete dispersed in the mixture.

Compatibility Test for Mix Components:

Before mixing components, always perform a compatibility jar test. For 20 gallons per acre spray volume, use 3.3 cups (800 mL) of water in a clear, clean mixing jar. For other spray volumes adjust accordingly. Only use water from the intended source at the source temperature. Add components in the sequence indicated below in Mixing Order using 2 teaspoons for each pound of dry product or 1 teaspoon for each pint of liquid product of specified label rate per acre. Always cap the jar and invert 10 cycles between component additions. When the components have all been added to the jar and fully mixed, let the solution stand for 15 minutes. Evaluate the solution for uniformity and stability. The spray solution should not have free oil on the surface, nor fine particles that precipitate to the bottom, nor thick (clabbered) texture. If the spray solution is not compatible, repeat the compatibility test with the addition of a suitable compatibility agent and use the compatibility agent as directed on its label.

Mixing Order:

1. Water. Begin by agitating a thoroughly clean sprayer tank three-quarters full of clean water.
2. Agitation. Maintain constant agitation throughout mixing and application.
3. Inductor. If an inductor is used, rinse it thoroughly after each component has been added.
4. Products in PVA Bags. Place any product contained in water soluble PVA bags into the mixing tank. Wait until all water soluble PVA bags have fully dissolved and the product is evenly mixed in the spray tank before continuing.
5. Water Dispersible Products. Including dry flowables (DF), wettable powders (WP), suspension concentrates (SC) or suspo-emulsions (SE).
6. Water-soluble products.
7. Emulsifiable concentrates (such as oil concentrates when applicable).
8. Water soluble additives (such as AMS or UAN when applicable).
9. Remaining quantity of water.

NOTE: Maintain constant agitation during application.

SPRAY DRIFT MANAGEMENT

A variety of factors including weather conditions (e.g., wind direction, wind speed, temperature, and relative humidity) and method of application can influence pesticide drift. The applicator

must evaluate all factors and make appropriate adjustments when applying this product.

Apply only as a medium or coarser spray (ASAE Standard 572) or a volume mean diameter of 300 microns or greater for spinning atomizer nozzles.

For aerial applications, the boom should be mounted on the aircraft so as to minimize drift caused by wing tip vortices. The minimum practical boom length should be used, and must not exceed 75% of the wing span or rotor diameter.

Use the largest droplet size consistent with pest control. Formation of very small droplets may be minimized by appropriate nozzle selection, by orienting nozzles away from the air stream as much as possible and by avoiding excessive spray boom pressure. Apply in a minimum of 5 gallons of spray solution per acre by aircraft spray equipment.

Spray should be released at the lowest possible height consistent with good pest control and flight safety. Applications more than 10 feet above the crop canopy should be avoided. When applications are made with a crosswind, the swath must be displaced downward. The applicator must compensate for this displacement at the up and downwind edge of the application area by adjusting the path of the aircraft upwind.

Make aerial or ground application when wind velocity favors on-target product deposition (approximately 3 to 10 mph). Do not apply when wind velocity exceeds 15 mph. Avoid applications when wind gusts approach 15 mph.

Risk of exposure to sensitive aquatic areas can be reduced by avoiding applications when wind direction is toward the aquatic area.

Low humidity and high temperatures increase the evaporation rate of spray droplets and therefore the likelihood of spray drift to aquatic areas. Avoid spraying during conditions of low humidity and/or high temperatures.

Do not make aerial or ground applications during temperature inversions. Inversions are characterized by stable air and increasing temperatures with height above the ground. Mist or fog may indicate the presence of an inversion in humid areas. The applicator may detect the presence of an inversion by producing smoke and observing a smoke layer near the ground surface.

ROTATIONAL CROPS:

Treated areas may be replanted with any crop specified on this label as soon as practical after last application. Any crop not specified on this label may be planted into treated areas 120 days after last application.

ASPARAGUS

Crop	Target Disease	Per Acre Product Use Rate Per Application	Follow-up Application Timing	Maximum Use Rate of Product/Acre/Crop Per Season	PHI
Asparagus	Rust (<i>Puccinia</i> spp.)	4 – 6 fl. oz.	14 days	18 fl. oz.	100 days in California. 180 days in all other states.

Application Directions

Apply Skylark as a foliar spray to the developing ferns after harvest of spears is completed. For

optimum control apply at the earliest sign of rust pustules or when weather conditions are conducive for rust development. Under conditions of severe rust pressure, use the higher rate. Apply in alternation with another effective fungicide. Skylark is a sterol demethylation inhibitor (DMI) fungicide (Group 3). Alternating Skylark with other DMI fungicides may lead to resistance.

Do not make more than 3 applications per season (18 fl. oz./acre or 0.51 lb. a.i./acre).

Do not apply to harvestable spears.

Skylark must have 2 - 4 hours of drying time on the plant foliage for the active ingredient to move systematically into the plant tissue. After 2 - 4 hours Skylark will be resistant to weathering.

Spray Volume:

Ground Application

Apply Skylark in no less than 10 gallons of spray solution per acre.

Aerial Application

Apply Skylark in no less than 5 gallons of spray solution per acre. A 50 foot spray drift buffer zone is required for all aerial applications.

Restricted-entry interval (REI) = 12 hours.

BARLEY

Crop	Target Disease	Per Acre Product Use Rate Per Application	Follow-up Application Timing	Maximum Use Rate of Product/Acre/Crop Per Season	PHI
Barley	Rust (<i>Puccinia</i> spp.)	4 fl. oz.	Not allowed	4 fl. oz.	30 days
	Head blight (<i>Fusarium</i> spp.) Suppression				

Application Directions

Restricted-entry interval (REI) = 12 hours.

For optimum control, barley fields should be kept under observation for early disease symptoms. This is particularly important when conditions favoring disease development are favorable or when varieties susceptible to disease are planted.

For Rusts, apply Skylark at the earliest sign of rust pustules on foliage.

For Fusarium head blight, apply Skylark when the main stem heads have fully emerged (Feekes 10.5) on 50% of the plants for optimum suppression.

For optimum disease control, the lowest labeled rate of a spray surfactant may be tank mixed with Skylark. Skylark must have 2 - 4 hours of drying time on the plant foliage for the active ingredient to move systematically into the plant tissue. After 2 - 4 hours Skylark will be resistant to weathering.

Ground Application

Apply Skylark in no less than 10 gallons of spray solution per acre.

10/33

Aerial Application

Apply Skylark in no less than 5 gallons of spray solution per acre.

Animal Feed and Grazing Directions:

Following application of this product, do not permit animals to graze or forage in the treated areas for at least 6 days. Straw cut after harvest may be used for feed or bedding.

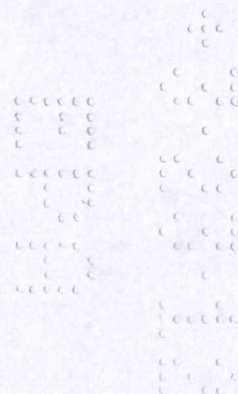
BEANS

Crop	Target Disease	Per Acre Product Use Rate Per Application	Follow-up Application Timing	Maximum Use Rate of Product/Acre/Crop Per Season	PHI
Beans (fresh and dry except succulent shelled)	Rust (<i>Uromyces appendiculatus</i>)	4-6 fl. oz.	14 days	Beans, fresh: 24 fl. oz.	7 days
				Beans, dry: 12 fl. oz.	14 days

Application Directions

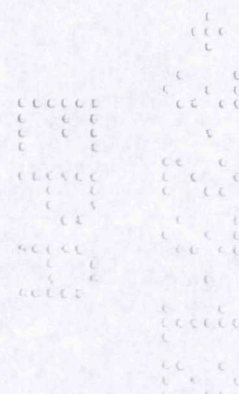
Apply Skylark in a protective spray schedule or when weather conditions are favorable for rust development. For optimum disease control, the lowest labeled rate of a spray surfactant may be tank mixed with Skylark. Skylark must have 2 - 4 hours of drying time on bean foliage for the active ingredient to move systematically into the plant tissue before rain or irrigation occurs. After 2 - 4 hours Skylark will be resistant to weathering.

Restricted-entry interval (REI) = 12 hours.



CORN

Crop	Target Disease	Per Acre Product Use Rate Per Application	Follow-up Application Timing	Maximum Use Rate of Product/Acre/Crop Per Season	PHI
Corn (sweet corn, field corn, field corn grown for seed and popcorn)	Rust (<i>Puccinia</i> spp.)	4-6 fl. oz.	7-14 days	24 fl. oz.	Sweet corn: 7 days before harvest of ears or forage, 49 days before harvest of fodder. Field, seed or popcorn: 21 days before harvest of forage, 36 days before harvest of grain or fodder.
	Northern leaf blight (<i>Helminthosporium turcicum</i>)				
	Southern leaf blight (<i>Helminthosporium maydis</i>)				
	Northern leaf spot (<i>Helminthosporium carbonum</i>)				
	Gray leaf spot (<i>Cercospora zeaemaydis</i>)				



12/33

Application Directions

Apply Skylark in a protective spray schedule or when weather conditions are favorable for disease development. For optimum disease control, the lowest labeled rate of a spray surfactant may be tank mixed with Skylark. Skylark must have 2 - 4 hours of drying time on corn foliage for the active ingredient to move systematically into the plant tissue before rain or irrigation occurs. After 2 - 4 hours Skylark will be resistant to weathering.

Restricted-entry interval (REI) for sweet corn = 19 days.

Restricted-entry interval (REI) for all corn except sweet corn = 12 hours.

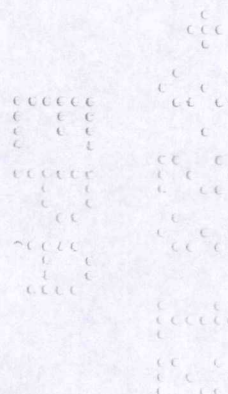
COTTON

Crop	Target Disease	Per Acre Product Use Rate Per Application	Follow-up Application Timing	Maximum Use Rate of Product/Acre/Crop Per Season	PHI
Cotton	Southwestern cotton rust (<i>Puccinia cacabata</i>)	6-8 fl. oz.	7-14 days	24 fl. oz.	30 days

Application Directions

Apply Skylark in a protective spray schedule or when weather conditions are favorable for rust development. For optimum disease control, the lowest labeled rate of a spray surfactant may be tank mixed with Skylark. Skylark must have 2 - 4 hours of drying time on plant foliage for the active ingredient to move systematically into the plant tissue before rain or irrigation occurs. After 2 - 4 hours Skylark will be resistant to weathering.

Restricted-entry interval (REI) = 12 hours.



CUCURBIT VEGETABLES

Crop	Target Disease	Per Acre Product Use Rate Per Application	Follow-up Application Timing	Maximum Use Rate of Product/Acre/Crop Per Season	PHI
Cucurbit Vegetables Group Chayote Chinese waxgourd Citron melon Cucumber Gherkin Edible gourd (includes hyotan, cucuzza, hechima and Chinese okra) Momordica spp. (includes balsam apple, balsam pear, bitter melon and Chinese cucumber) Muskmelon (includes cantaloupe, casaba, Crenshaw melon, golden pershaw melon, honeydew melon, honey balls, mango melon, Persian melon, pineapple melon, Santa Claus melon and snake melon) Pumpkin Summer squash (includes crookneck squash, scallop squash, straightneck squash, vegetable marrow and zucchini) Winter squash (includes butternut squash, calabaza, hubbard squash, acorn squash and spaghetti squash) Watermelon	Powdery mildew <i>(Sphaerotheca fuliginea/ Podosphaera xanthii)</i> <i>(Erysiphe cichoracearum)</i>	4 – 6 fl. oz.	10 – 14 days	24 fl. oz.	7 days
	Gummy stem blight – suppression <i>(Didymella bryonae)</i> (watermelon, squash, pumpkin and melons only)	8 fl. oz.			

Application Directions

Apply Skylark to foliage and fruit in a protective spray schedule. For optimum disease control, the lowest labeled rate of a spray surfactant may be tank mixed with Skylark. Skylark must have 2 - 4 hours of drying time on plant foliage for the active ingredient to move systematically into the plant tissue before rain or irrigation occurs. After 2 - 4 hours Skylark will be resistant to weathering.

Restricted-entry interval (REI) = 12 hours.

BULB VEGETABLES

Crop	Target Disease	Per Acre Product Use Rate Per Application	Follow-up Application Timing	Maximum Use Rate of Product/Acre/Crop Per Season	PHI
Dry bulb onion Garlic Great-headed (elephant) garlic Welch onion Shallot	White rot (<i>Sclerotium cepivorum</i>)	20.5 fl oz in a 4 to 6 inch band over/into each furrow at the time of planting.	Two foliar applications at 4 – 6 fl oz/acre may be used to obtain additional control.	32.5 fl. oz. for in-furrow treatment.	7 days
	Rust (<i>Puccinia allii</i> , <i>Puccinia porri</i>)	4 – 6 fl. oz.	10 – 14 days	12 fl. oz. as a foliar spray	
	Purple blotch (<i>Alternaria porii</i>)				

Application Directions

Apply Skylark as a preventative treatment for optimum results. Begin applications as soon as crop and/or environmental conditions become favorable for disease development. For optimum disease control, the lowest labeled rate of a spray surfactant may be tank mixed with Skylark. Skylark must have 2 - 4 hours of drying time on plant foliage for the active ingredient to move systematically into the plant tissue before rain or irrigation occurs. After 2 - 4 hours Skylark will be resistant to weathering.

Restricted-entry interval (REI) = 12 hours.

GRASSES GROWN FOR SEED

Crop	Target Disease	Per Acre Product Use Rate Per Application	Follow-up Application Timing	Maximum Use Rate of Product/Acre/Crop Per Season	PHI
Grasses grown for seed	Rust (<i>Puccinia</i> spp.)	4 – 8 fl. oz.	14 – 16 days	16 fl.oz.	4 days
	Powdery Mildew (<i>Erysiphe graminis</i>)	4 – 8 fl. oz.			

Application Directions:

For optimal disease control, begin applications of Skylark prior to disease development, as favorable weather conditions for disease development are noted in the crop area. Use the higher rate and shorter intervals when disease pressure is high or if disease is present prior to fungicide application. For best results, use a minimum rate of recommended spray adjuvant when mixing this product for application. Uniform and complete distribution of applied spray is critical for best disease control.

Ground Application:

Use specified rate of Skylark in no less than 20 gallons of water per acre.

Aerial Application:

Use the specified rate of Skylark in to less than 10 gallons of water per acre.

Animal Feed and Grazing Directions:

Following the application of this product, do not permit animals to graze or forage in the treated areas for at least 17 days. While straw, chaff and screenings from the treated area may be used for feed, do not use seed for animal feed purposes. Do not forage or cut green crop.

Restricted-entry interval = 12 hours

GREEN ONIONS

Crop	Target Disease	Per Acre Product Use Rate Per Application	Follow-up Application Timing	Maximum Use Rate of Product/Acre/Crop Per Season	PHI
Green onion Leek Spring onion Scallion Japanese bunching onion Green Shallot Green Eschalots	White rot (<i>Sclerotium cepivorum</i>) Suppression only Rust (<i>Puccinia allii</i> , <i>Puccinia porri</i>) Purple blotch (<i>Alternaria porii</i>)	4 – 6 fl. oz.	10 – 14 days	24 fl. oz.	7 days

Application Directions

Apply Skylark as a preventative treatment in a protective spray schedule. Begin applications as soon as crop and/or environmental conditions become favorable for disease development. For optimum disease control, the lowest labeled rate of a spray surfactant may be tank mixed with Skylark. Skylark must have 2 - 4 hours of drying time on plant foliage for the active ingredient to move systematically into the plant tissue before rain or irrigation occurs. After 2 - 4 hours Skylark will be resistant to weathering.

Restricted-entry interval (REI) = 12 hours.

HOPS

Crop	Target Disease	Per Acre Product Use Rate Per Application	Follow-up Application Timing	Maximum Use Rate of Product/Acre/Crop Per Season	PHI
Hops	Powdery mildew (<i>Sphaerotheca humuli</i> / <i>Sphaerotheca macularis</i>)	4 – 8 fl. oz.	10 – 14 days	32 fl. oz.	14 days

Application Directions

Apply the specified dosage of Skylark in a protective spray schedule to foliage. Increase the spray volume and the application rate as vine growth increases during the season. For optimum disease control, the lowest labeled rate of a spray surfactant may be tank mixed with Skylark. Skylark must have 2 - 4 hours of drying time on plant foliage for the active ingredient to move

systematically into the plant tissue before rain or irrigation occurs. After 2 - 4 hours Skylark will be resistant to weathering.

Restricted-entry interval (REI) = 12 hours.

LEAFY BRASSICA GREENS

Crop	Target Disease	Per Acre Product Use Rate Per Application	Follow-up Application Timing	Maximum Use Rate of Product/Acre/Crop Per Season	PHI
Leafy Brassica Greens Broccoli raab Chinese cabbage (bok choy) Collards Kale Mizuna Mustard greens Mustard spinach Rape greens Turnip greens [Application to turnip greens is limited to east of the Rockies.]	Cercospora leaf spot (<i>Cercospora brassicicola</i>) Powdery mildew (<i>Erysiphe cruciferarum</i>) Alternaria leaf spot (<i>Alternaria brassicicola</i>)	3 – 4 fl. oz.	14 days	16 fl.oz.	7 days

Application Directions

Apply Skylark as a preventative treatment for optimum results. Begin applications as soon as crop and/or environmental conditions become favorable for disease development. Do not apply more often than once every 10 days. For optimum disease control, the lowest labeled rate of a spray surfactant may be tank mixed with Skylark. Skylark must have 2 - 4 hours of time on plant foliage for the active ingredient to move systematically into the plant tissue before rain or irrigation occurs. After 2 - 4 hours Skylark will be resistant to weathering.

Restricted-entry interval (REI) = 12 hours.

GARDEN BEETS

Crop	Target Disease	Per Acre Product Use Rate Per Application	Follow-up Application Timing	Maximum Use Rate of Product/Acre/Crop Per Season	PHI
Garden beet roots and tops (leaves)	Cercospora leaf spot (<i>Cercospora beticola</i>)	3 – 7.2 fl. oz.	14 days	28.8 fl. oz.	7 days

Application Directions

Apply Skylark as a preventative treatment for optimum results. Begin applications as soon as crop and/or environmental conditions become favorable for disease development. For optimum disease control, the lowest labeled rate of a spray surfactant may be tank mixed with Skylark. Skylark must have 2 - 4 hours of time on plant foliage for the active ingredient to move systematically into the plant tissue before rain or irrigation occurs. After 2 - 4 hours Skylark will be resistant to weathering.

Restricted-entry interval (REI) = 12 hours.

LYCHEE

Crop	Target Disease	Per Acre Product Use Rate Per Application	Follow-up Application Timing	Maximum Use Rate of Product/Acre/Crop Per Season	PHI
Lychee	Anthrachnose (<i>Colletotrichum gloeosporioides</i>)	4 – 6 fl. oz.	10 days	48 fl. oz.	0 days

Application Directions

Begin first application of Skylark as panicle emerges. Apply the specified dosage in a minimum of 50 gallons of spray solution per acre by ground only. Skylark can be applied up to and including the day of harvest. For optimum disease control, the lowest labeled rate of a spray surfactant may be tank mixed with Skylark. Skylark must have 2 - 4 hours of drying time on plant foliage for the active ingredient to move systematically into the plant tissue before rain or irrigation occurs. After 2 - 4 hours Skylark will be resistant to weathering.

Restricted-entry interval (REI) = 2 days.

19/33

OKRA

Crop	Target Disease	Per Acre Product Use Rate Per Application	Follow-up Application Timing	Maximum Use Rate of Product/Acre/Crop Per Season	PHI
Okra	Cercospora leaf spot (<i>Cercospora</i> spp.)	4 – 6 fl. oz.	14 days	24 fl. oz.	3 days

Application Directions

Apply specified dosage of Skylark in a preventative spray program. Use the highest rate when disease conditions are favorable and in areas where high disease pressure is expected. Apply specified dosage as a foliar spray in a minimum of 20 gallons of spray solution per acre by ground or a minimum of 5 gallons of spray solution by air. For optimum disease control, the lowest labeled rate of a spray surfactant may be tank mixed with Skylark. Skylark must have 2 - 4 hours of drying time on plant foliage for the active ingredient to move systematically into the plant tissue before rain or irrigation occurs. After 2 - 4 hours Skylark will be resistant to weathering.

Restricted-entry interval (REI) = 12 hours.

20/33

Phoenix Skylark
 Notification of Alternate Brand Name
 Clean Copy
 March 16, 2012

PEANUTS

Crop	Target Disease	Per Acre Product Use Rate Per Application	Follow-up Application Timing	Maximum Use Rate of Product/Acre/Crop Per Season	PHI
Peanuts, foliar	Early leaf spot (<i>Cercospora</i> <i>arachidicola</i>)	7.2 fl. oz.	14 days	28.8 fl. oz.	14 days
	Late leaf spot (<i>Cercosporidium</i> <i>personatum</i>)				
	Leaf rust (<i>Puccinia</i> spp.)				
	Pepper spot (<i>Leptosphaerulina</i> <i>crassiasca</i>)				
	Web blotch (<i>Phoma</i> <i>arachidicola</i>)				
Peanuts, soilborne	Southern stem rot	7.2 fl. oz.	14 days	28.8 fl. oz.	14 days
	Southern blight				
	White mold (<i>Sclerotium</i> spp.)				
	Rhizoctonia limp rot				
	Rhizoctonia pod rot*(<i>Rhizoctonia</i> <i>solanii</i>)				

*Rhizoctonia pod rot – North Carolina and Virginia only.

Application Directions Use Directions for peanuts

Ground Application

Apply Skylark in no less than 10 gallons of spray solution per acre.

Aerial Application

Apply Skylark in no less than 5 gallons of spray solution per acre.

Traditional and university proven anti-disease techniques, such as specific crop rotation, along with industry approved best management practices, will contribute to optimum disease control when used with Skylark. For optimum disease control, the lowest labeled rate of a spray surfactant may be tank mixed with Skylark.

Skylark will be less effective when the area to be treated is subject to drought. Product must be moved into the lower plant area and surrounding soil area by rain and overhead irrigation. Moving the applied product down into the plant structure and surrounding soil is especially important in the control of root, stem and pod diseases.

Mode of Action Information

The active ingredient in Skylark is a member of the DMI (Demethylation Inhibitor) fungicide group and FRAC grouping 3. Its mode of action inhibits synthesis of sterols. The triazole fungicide's actions are protective, curative (when applied early in the fungal pathogen's life cycle) and systemic in nature. The active ingredient is absorbed by root and leaf tissue, and then moves to the growing tissue. (Chlorothalonil is a Substituted Benzene fungicide that slows sporulation and growth rates of fungi and a member of FRAC group Y, Multi Site Action. Its action is protective and makes it a good resistance management partner).

Soilborne Disease Preventative Spray Program

For best results in controlling White Mold and other Soilborne diseases (such as Sclerotium stem and pod rots or Rhizoctonia limb and pod rots), apply the above specified rate as part of a seven application spray program. Treatments should be initiated as preventative in nature. Chlorothalonil should be used in the beginning treatments (1st and 2nd) and those following four (4) consecutive Skylark applications (14 day scheduled) to lessen the risks of disease resistance. All treatments after mid August should be tank mixed with chlorothalonil.

Leaf Spot Resistance

Care should be taken not to alternate or tank mix DMI fungicides in the same application. Non-DMI fungicides should be used in rotation or alternation with Skylark for disease resistance management. Contact your local extension peanut specialist or crop consultant about management programs proven for your area.

Animal Feed and Grazing Directions

Following application of this product, do not permit animals to graze or forage in the treated areas. Hay and harvester thrashings from the treated area may not be used for animal feed.

| Restricted entry interval (REI) = 12 hours.

PECAN

Crop	Target Disease	Per Acre Product Use Rate Per Application	Follow-up Application Timing	Maximum Use Rate of Product/Acre/Crop Per Season	PHI
Pecan	Brown leaf spot (<i>Sirosporium diffusum</i>) Downy spot (<i>Mycosphaerella caryigena</i>) Liver spot (<i>Gnomonia caryae</i>) Scab (<i>Cladosporium caryigenum</i>) Vein spot (<i>Gnomonia nerviseda</i>) Zonate leaf spot (<i>Grovesinia pyramidalis</i>)	4 – 8 fl. oz.	10 – 14 days	32 fl. oz.	Do not apply Skylark after shucks begin to split.

Application Directions

Apply Skylark in a preventive spray schedule beginning at early bud break (young leaves unfolding), and continue applications through the pollination period. Skylark should be applied at 4 fl. oz. per acre in a tank-mix with the recommended rate of Super-Tin® in cover sprays. Follow label directions for the use of Super-Tin. Do not add a surfactant to the spray solution when tank-mixing Skylark with Super-Tin. Apply Skylark in a spray volume of 15 gallons or more per acre by air or 50 gallons or more per acre by ground.

Apply 7 to 8 fl. oz. per acre of Skylark to full-size mature trees and 4 to 6 fl. oz. per acre of Skylark to smaller trees. Apply the high rate to varieties that are highly susceptible to the indicated diseases, or when severe disease conditions exist. Do not cut cover crops in treated areas for feed or allow livestock to graze treated areas. For optimum disease control, the lowest labeled rate of a spray surfactant may be tank mixed with Skylark.

Skylark must have 2 - 4 hours of drying time on plant foliage for the active ingredient to move systematically into the plant tissue before rain or irrigation occurs. After 2 - 4 hours Skylark will be resistant to weathering.

Restricted-entry interval (REI) = 12 hours.

SOYBEANS

Crop	Target Diseases	Per Acre Product Use Rate Per Application	Follow-Up Application Timing	Maximum Use Rate of Product/Acre/Crop Per Season	PHI
Soybean	Rust (<i>Phakopsora pachyrhizi</i>) Powdery mildew (<i>Microsphaera diffusa</i>)	3-4 fl. oz.	10 – 14 days	12 fl. oz.	21 days

Application Directions

Apply specified dosage of Skylark as a broadcast foliar spray as a preventative or at first visible symptoms of disease. Use the higher rate and shorter spray interval when disease pressure is severe. Apply specified dosage as a foliar spray in a minimum of 10 gallons of spray solution per acre by ground or a minimum of 5 gallons of spray solution by air. Do not apply more than 3 applications per season. For optimum disease control, the lowest labeled rate of a spray surfactant may be tank mixed with Skylark.

Restricted-entry interval (REI) = 12 hours.

SUNFLOWER

Crop	Target Diseases	Per Acre Product Use Rate Per Application	Follow-Up Application Timing	Maximum Use Rate of Product/Acre/Crop Per Season	PHI
Sunflower	Rust (<i>Puccinia helianthi</i>)	4 – 6 fl. oz.	14 days	16 fl. oz.	50 days

Application Directions

Apply specified dosage of Skylark at the earliest sign of infection (rust pustules developing) or when weather conditions are favorable for rust development. Apply higher rate to highly susceptible varieties and/or under severe disease conditions. Apply specified dosage as a foliar spray in a minimum of 20 gallons of spray solution per acre by ground or a minimum of 5 gallons of spray solution by air. For optimum disease control, the lowest labeled rate of a spray surfactant may be tank mixed with Skylark.

Skylark must have 2 - 4 hours of drying time on plant foliage for the active ingredient to move systematically into the plant tissue before rain or irrigation occurs. After 2 - 4 hours Skylark will be resistant to weathering.

Restricted-entry interval (REI) = 12 hours.

TURNIP

Crop	Target Diseases	Per Acre Product Use Rate Per Application	Follow-Up Application Timing	Maximum Use Rate of Product/Acre/Crop Per Season	PHI
Turnip [Application is limited to east of Rockies.]	Cercospora leaf spot (<i>Cercospora brassicicola</i>)	4 – 7.2 fl. oz.	12 – 14 days	28.8 fl. oz.	7 days

Application Directions

Apply specified dosage of Skylark in a protective spray schedule to foliage. For optimum disease control, the lowest labeled rate of a spray surfactant may be tank mixed with Skylark. Skylark must have 2 - 4 hours of drying time on plant foliage for the active ingredient to move systematically into the plant tissue before rain or irrigation occurs. After 2 - 4 hours Skylark will be resistant to weathering.

Restricted-entry interval (REI) = 12 hours.

WHEAT

Crop	Target Diseases	Per Acre Product Use Rate Per Application	Follow-Up Application Timing	Maximum Use Rate of Product/Acre/Crop Per Season	PHI
Wheat	Rusts-leaf, stem and stripe (<i>Puccinia</i> spp.)	4 fl. oz.	Not Allowed	4 fl. oz.	30 days
	Head Blight (<i>Fusarium</i> spp.) Suppression				

Application Directions

For optimum control, wheat fields should be kept under observation for early disease symptoms. This is particularly important when conditions favoring disease development are favorable or when varieties susceptible to disease are planted.

For Rusts, apply the Skylark at the earliest sign of rust pustules on foliage.

For *Fusarium* head blight apply Skylark at the beginning of flowering on the main stem heads (Feekes 10.51) of the plants for optimum suppression.

For optimum disease control, the lowest labeled rate of a spray surfactant may be tank mixed with Skylark. Skylark must have 2 - 4 hours of drying time on the plant foliage for the active ingredient to move systematically into the plant tissue. After 2 - 4 hours Skylark will be resistant to weathering.

Restricted-entry interval (REI) = 12 hours.

25 | 33

Spray Volume

Ground Application

Apply Skylark in no less than 10 gallons of spray solution per acre.

Aerial Application

Apply Skylark in no less than 5 gallons of spray solution per acre.

Animal Feed and Grazing Directions

Following application of this product, do not permit animals to graze or forage in the treated areas for at least 6 days. Straw may be used for feed or bedding.

SEED TREATMENT – Corn (Sweet Corn, Field Corn, Field Corn Grown For Seed, and Popcorn. For control of soilborne and seedborne Fusarium and soilborne and seedborne head smut.		
SEED LABELING: To meet U.S. Federal Seed Act requirements, all seed treated with Skylark must be labeled: TREATED SEED. DO NOT USE FOR FOOD, FEED OR OIL PURPOSES. Treated with Tebuconazole.		
USE PRECAUTION: When using formulations that do not contain dye, to comply with 40 CFR 153.155, all seed treated with an economic poison must be colored to distinguish and prevent subsequent inadvertent use as a food for man or feed for animals.		
DISEASE	RATE fl. oz./CWT	DIRECTIONS FOR USE
Soilborne and Seedborne <i>Fusarium</i> spp.	0.071	Apply as a seed treatment using standard slurry or mist-type seed treatment equipment. Uniform applications of seed is necessary to ensure seed safety and best defense protection. Seed should be sound and well cured prior to treatment. Product should be diluted with sufficient water to ensure complete seed coverage. Consult a seed treatment specialist regarding slurry rates recommended for the crop to be treated with Skylark. The length of control will vary depending on the rate used.
Soilborne and Seedborne Head smut (<i>Sphacelotheca reiliana</i>)	0.27 – 0.54	

ROTATIONAL CROPS

Treated areas may be replanted with any crop specified on this label as soon as practical after last application. Any crop not specified on this label may be planted into treated areas 120 days after last application.

DISEASE CONTROL IN GOLF COURSE TURF

Restrictions and precautions

For use on golf course turf only.

Do not use on home lawns and turf sites associated with apartment buildings, daycare centers, playgrounds, playfields, recreational park athletic fields, athletic fields located on or next to schools (i.e., elementary, middle and high school), campgrounds, churches, and theme parks.

Not for homeowner use.

Not for use on turf being grown for sale or commercial use as sod.

Do not use clippings for animal feed.

Do not exceed 3.6 fl. oz. of Skylark per 1,000 sq ft per year.

Do not apply more than 6 applications per year.

Use Information for Golf Course Turf

For use on all Golf turf applications of cool season and warm season grasses (such as Bentgrasses, Bluegrasses, Fescues, Ryegrasses, St. Augustine grasses, and Zoysia) or their mixtures. Skylark is not phytotoxic to any of the above mentioned grasses when used in accordance with the label.

NOTE: Bermudagrass can be sensitive to Skylark under certain conditions. Do not apply consecutive applications during or just after dormancy break. Avoid applications when temperatures are expected to exceed 85°F.

Skylark can be used for the prevention and control of the diseases mentioned in table below. Begin applications when conditions favor disease development and repeat applications as long as these conditions persist. Preventative treatments can be applied using 28 day intervals as indicated. When treating golf greens, always treat aprons and approaches. Spray uniformly over the area to be treated with properly calibrated equipment.

Apply the specified amount of Skylark in sufficient water for thorough coverage. A volume of 66 – 132 gallons per acre (1.5 – 3.0 gallons per 1,000 sq ft) is recommended. Apply using properly calibrated low volume, hand held, mechanical or motorized ground broadcast equipment. Application to small areas may be made with low-pressure handwand or backpack equipment. Maintain constant agitation during application.

Depending on the disease, Skylark should be watered into the crown and active root zone for best results. Make all applications after mowing and allow foliage to dry thoroughly before irrigation. For best results use spray mixture the same day it is prepared.

27/33

Golf Course Turf Disease Control

DISEASE	RATE of Skylark (fl. oz./1,000 sq. ft.)	NOTES
Dollar Spot (<i>Sclerotinia homoeocarpa</i>) Copper Spot (<i>Gloeocercospora sorghi</i>) Powdery Mildew (<i>Erysiphe graminis</i>) Corticium Red Thread (<i>Laetisaria fuciformis</i>) Rusts (<i>Puccinia</i> spp.)	0.6	For prevention, begin applications when conditions are favorable for disease development. Do not make two consecutive applications of Skylark. Alternate with another fungicide with a different mode of action. A second application may be made after 28 days.
Brown Patch/Rhizoctonia Blight, Large Patch (<i>Rhizoctonia solani</i>) Brown Ring Patch (<i>R. circinata</i>)	0.6	
Anthracnose -Basal and Foliar (<i>Colletotrichum cereale</i>) Red Thread (<i>Laetisaria fuciformis</i>) Pink Patch (<i>Limonomyces rosipellis</i>)	0.6	
Bermuda Grass decline (<i>Gaeumannomyces graminis</i> var. <i>graminis</i>)	0.6	Immediately after fungicide is applied, irrigate the area with sufficient water to move the active ingredient down into the crown and root zone of the turf. The amount of water is dependent on the depth of the root zone. For prevention, begin applications two or four weeks prior to the historical appearance of disease symptoms. Initiate cultural control practices at the same time the fungicide is applied. Refer to your local County Extension Service for this

DISEASE	RATE of Skylark (fl. oz./1,000 sq. ft.)	NOTES
		information. Apply subsequent applications at 28 day intervals.
Take All Patch (<i>Gaeumannomyces graminis</i>)	0.6	For prevention, apply in the fall when soil temperature reaches 55-65° F and again in the spring under similar soil temperature conditions. Applications in both fall and spring may be necessary. Immediately after fungicide is applied, irrigate the area with sufficient water to move the active ingredient down into the crown and active root zone of the turf. The amount of water is dependent on the depth of the root zone.
Gray Leaf Spot (<i>Pyricularia grisea</i>)	0.6	Apply when conditions are favorable for disease development at 28 day intervals. Under conditions favoring moderate to heavy disease pressure, Skylark can be tank mixed with a registered contact fungicide at the label rate.
Stripe Smut (<i>Ustilago striiformis</i>)	0.6	Make a single application to historical disease areas in spring as grass growth begins.
Spring Dead Spot (<i>Leptosphaeria korrea</i> , <i>L. narmari</i> , <i>Ophiosphaerella herpotricha</i> , <i>Gaeumannomyces graminis</i>) Necrotic Ring Spot (<i>Leptosphaeria korrea</i>)	0.6	For prevention, apply in fall when soil temperature reach 65° F and again in spring under similar soil temp conditions or after dormancy break. Immediately after fungicide is applied, irrigate the area with sufficient water to move the active ingredient down into the crown and active root zone of the turf. The amount of water is dependent on the depth of the root zone.
Fusarium Patch (<i>Fusarium roseum</i>)	0.6	Apply first application in mid-June or 28 days prior to time this blight normally becomes evident. Make applications at no less than 28 day intervals.

DISEASE	RATE of Skylark (fl. oz./1,000 sq. ft.)	NOTES
Summer Patch (<i>Magnaporthe poae</i>)	0.6	Apply beginning in the spring. Do not make two consecutive applications of Skylark. Alternate with another fungicide with a different mode of action. Second and third applications may be made at 28 day intervals. See local university recommendations for suggested timing. Immediately after fungicide is applied, irrigate the area with sufficient water to move the active ingredient down into the crown and active root zone of the turf. The amount of water is dependent on the depth of the root zone.
Zoysia Patch, Large Patch of zoysia (<i>Rhizoctonia solani</i>)	0.6	Make first application in early fall (mid-September to mid-October) prior to development of disease symptoms. A second application in early spring may be necessary in areas where disease pressure is known to be heavy.
Gray Snow Mold/ Typhula Blight (<i>Typhula incarnate</i>) Pink Snow Mold/ <i>Microdochium</i> Patch (<i>Microdochium nivalis</i>)	0.6	Apply in the fall, before anticipated turf dormancy and before first snow cover. If turf breaks dormancy during winter months a second application may be made. Do not apply over snow cover, or when turf is dormant. It is recommended that Skylark be tank-mixed with other registered snow mold products for best season long results.
NOTE: Apply the specified amount of Skylark in 1.5 to 3.0 gallons of water per 1000 sq. ft. Make all applications after mowing and allow foliage to dry thoroughly before irrigation. Do not use clippings for animal feed. Do not exceed 3.6 fl. oz. of Skylark per 1,000 sq. ft. per year. Do not exceed 6 applications per year.		

DISEASE CONTROL IN FIELD, NURSERY AND CONTAINER ORNAMENTALS AND COMMERCIAL and RESIDENTIAL LANDSCAPES

RESTRICTIONS AND PRECAUTIONS

For use on ornamental plants only; not for woodlands or forest management.

Not for homeowner use.

Do not apply more than 10 fl. oz. per acre is a single application.

Do not apply more than 0.31 gallons (40 fl. oz.) of Skylark (equal to 1.12 lbs. of tebuconazole) per acre per year.

Do not make more than 4 applications per year at highest rate.

Do not apply to bearing fruit trees or vegetables

Skylark can be used in a preventative and curative disease control program for the listed plant types and disease in the table below. Optimum disease management is obtained when Skylark is used in conjunction with sound disease management practices.

Apply material with properly calibrated hand held, mechanical or motorized spray equipment. Begin applications when disease first appears and repeat at 14-21 day intervals during the growing season. Use the shortest interval when conditions are unusually favorable for the development of disease. For hand held, mechanical, or motorized applications, mix as directed below and apply as a full coverage spray to drip for the prevention and control of the diseases listed below. Choose a finished spray volume appropriate for the size of the plants and amount of foliage, which will provide thorough coverage throughout the canopy. Allow sprays to dry before overhead irrigation is applied.

Apply Skylark at rates of 4-10 fl. oz. per acre in 100 gallons of water. Spray volume may range from 50 up to 300 gallons of finished spray per acre depending upon equipment, plant species and plant growth stage at time of application.

Note: The "Directions for Use" of this product reflect the cumulative inputs from both historical field use and product testing programs. However, it is impossible to test this product on all species and cultivars. A preliminary trial is suggested on a small scale before a full treatment is applied to any plant type not shown on this label but found in a similar use site with a listed disease problem. Wait 5-7 days after treatment to evaluate results. This product is not recommended for use on African Violets, Begonias, Boston Fern, and Geraniums.

Ornamentals Disease Control

PLANTS	DISEASE	APPLICATION	
		To Prevent Diseases	To Treat Existing Disease
Roses	Black Spot Powdery Mildew Rust	Apply every 14-21 days during the growing season, starting when leaves first appear.	Apply every 14 days for a total of 3 applications beginning at the first sign of disease.
Flowers	Leaf Spot Powdery Mildew Rust Southern Blight	Apply at least 3 times per year, 14-21 days apart, beginning with Spring bud break. Rotation or Tank mixing with barrier protectant fungicides is recommended for resistance management.	
Crabapples (Ornamental), Dogwoods and Other Landscape (Ornamental) Trees	Anthrachnose Leaf Spot Powdery Mildew Rust Scab		

PLANTS	DISEASE	APPLICATION	
		To Prevent Diseases	To Treat Existing Disease
Azaleas, Camellias, Rhododendrons and Other Landscape (Ornamental) Shrubs Ground Covers and Vines	Anthracnose Black Spot Leaf Spot Petal Blight Powdery Mildew Rust Southern Blight	Petal Blight – Apply 2 – 3 times per week into the flowers as the open and develop color.	
HOW MUCH TO USE FOR SMALL PLANTINGS: ADD 1 TEASPOON TO 2.5 GALLONS OF WATER.			

Pump Style Sprayers

1. Add the appropriate amounts of concentrate and water to the sprayer tank.
2. Close the sprayer, shake well and pressurize.
3. Adjust nozzle to a coarse spray pattern and apply.
4. Occasionally re-pressurize the sprayer if needed to maintain a good spray pattern.

STORAGE AND DISPOSAL

Do not contaminate water, food or feed by storage or disposal.

Pesticide Storage: Do not store this product near fertilizers, seeds or other pesticides. Store in original containers only. Store in a cool, dry, locked facility and avoid excess heat. Carefully open containers. Reclose all partially used containers by thoroughly tightening screw cap. Do not put concentrate or dilute material in food or drink containers. Keep containers closed when not in use. In case of spill, confine spill by surrounding area with sand, cat litter or commercial clay and dispose as directed below.

Pesticide Disposal: Wastes resulting from the use of this product may be disposed of on site or at an approved waste disposal facility.

Container Handling: Nonrefillable container. Do not reuse or refill this container

Triple rinse (or equivalent) promptly after emptying. Triple rinse as follows: Empty the remaining contents into application equipment or a mix tank and drain for 10 seconds after the flow begins to drip. Fill the container $\frac{1}{4}$ full of water and recap. Shake for 10 seconds. Pour rinsate into application equipment or a mix tank or store rinsate for later use or disposal. Drain for 10 seconds after the flow begins to drip. Repeat this procedure two more times. . Offer for recycling, if available, or puncture and dispose of in a sanitary landfill, or by incineration, or if allowed by state and local authorities, by burning. If burned, stay out of smoke.

IMPORTANT INFORMATION
READ BEFORE USING PRODUCT
CONDITIONS OF SALE AND LIMITATION OF WARRANTY AND LIABILITY

NOTICE: Read the entire Directions for Use and Conditions of Sale and Limitation of Warranty and Liability before buying or using this product. If the terms are not acceptable, return the product at once, unopened, and the purchase price will be refunded. The Directions for Use of this product reflect the opinion of experts based on field use and tests, and must be followed carefully. It is impossible to eliminate all risks associated with the use of this product. Crop injury, ineffectiveness or other unintended consequences may result because of such factors as manner of use or application, weather or crop conditions, presence of other materials or other influencing factors in the use of the product, which are beyond the control of United Phosphorus, Inc. or Seller. Handling, storage, and use of the product by Buyer or User are beyond the control of United Phosphorus, Inc. and Seller. All such risks shall be assumed by Buyer and User, and Buyer and User agree to hold United Phosphorus, Inc. and Seller harmless for any claims relating to such factors.

TO THE EXTENT CONSISTENT WITH APPLICABLE LAW, UNITED PHOSPHORUS, INC. AND SELLER MAKE NO WARRANTIES OF MERCHANTABILITY OR OF FITNESS FOR A PARTICULAR PURPOSE NOR ANY OTHER EXPRESS OR IMPLIED WARRANTY EXCEPT AS STATED ON THIS LABEL.

To the extent consistent with applicable law, United Phosphorus, Inc. or Seller shall not be liable for any incidental, consequential or special damages resulting from the use or handling of this product and **THE EXCLUSIVE REMEDY OF THE USER OR BUYER, AND THE EXCLUSIVE LIABILITY OF UNITED PHOSPHORUS, INC. AND SELLER FOR ANY AND ALL CLAIMS, LOSSES, INJURIES OR DAMAGES (INCLUDING CLAIMS BASED ON BREACH OF WARRANTY, CONTRACT, NEGLIGENCE, TORT, STRICT LIABILITY OR OTHERWISE) RESULTING FROM THE USE OR HANDLING OF THIS PRODUCT, SHALL BE THE RETURN OF THE PURCHASE PRICE OF THE PRODUCT OR, AT THE ELECTION OF UNITED PHOSPHORUS, INC. OR SELLER, THE REPLACEMENT OF THE PRODUCT.**

United Phosphorus, Inc. and Seller offer this product, and Buyer and User accept it, subject to the foregoing conditions of sale and limitations of warranty and of liability, which may not be modified except by written agreement signed by the duly authorized representative of United Phosphorus, Inc.

Rev. 02/28/2012