

UNITED STATES ENVIRONMENTAL PROTECTION AGENCY
WASHINGTON, DC 20460



OFFICE OF CHEMICAL SAFETY
AND POLLUTION PREVENTION

October 21, 2014

Sherry Hutcheson
Regulatory Affairs Manager
United Phosphorus, Inc.
630 Freedom Business Center, Suite 402
King of Prussia, PA 19406

Subject: Label Amendment – addition of respirator for broccoli, cabbage, lettuce and pepper uses- master and supplemental labels
Product Name: Manzate Pro-stick Fungicide
EPA Registration Number: 70506-234
Application Date: 5/6/2014, resubmissions dated 7/24/2014 & 8/15/2014
Decision Number: 491584


Dear Ms. Hutcheson:

The amended label and supplemental label referred to above, submitted in connection with registration under the Federal Insecticide, Fungicide and Rodenticide Act, as amended, is acceptable.

A stamped copy of your labeling is enclosed for your records. The master labeling supersedes all previously accepted master labeling. The supplemental labeling supercedes the previously accepted version of this supplemental labeling. The next label printing of this product must use this labeling unless subsequent changes have been approved. You must submit one copy of the final printed labeling before you release the product for shipment with the new labeling. In accordance with 40 CFR 152.130(c), you may distribute or sell this product under the previously approved labeling for 18 months from the date of this letter. After 18 months, you may only distribute or sell this product if it bears this new revised labeling or subsequently approved labeling. "To distribute or sell" is defined under FIFRA section 2(gg) and its implementing regulation at 40 CFR 152.3.

Your release for shipment of the product constitutes acceptance of these conditions. If these conditions are not complied with, the registration will be subject to cancellation in accordance with FIFRA section 6. If you have any questions, please contact me by phone at 703-305-5410, or via email at johnson.hope@epa.gov.

Sincerely,

A handwritten signature in black ink, appearing to read "Hope Johnson". The signature is fluid and cursive, with the first name "Hope" and the last name "Johnson" clearly distinguishable.

Hope Johnson, Product Manager 21
Fungicide Branch
Registration Division (7505P)
Office of Pesticide Programs

Enclosure

Manzate[®] Pro-Stick[™] fungicide

DISPERSIBLE GRANULES

ACTIVE INGREDIENTS	BY WEIGHT
Mancozeb: A coordination product of zinc ion and manganese ethylenebisdithiocarbamate	75.0%
in which the ingredients are:	
Manganese++	15.0%
Zinc++	1.9%
Ethylenebisdithiocarbamate ion (C ₄ H ₆ N ₂ S ₄)-	58.1%
INERT INGREDIENTS	25.0%
TOTAL	100.0%

Contains 0.75 Pound of Mancozeb Per Pound of Product
EPA Reg. No. 70506-234

EPA Est. No.

KEEP OUT OF REACH OF CHILDREN
CAUTION

FIRST AID

IF ON SKIN OR CLOTHING: Take off contaminated clothing. Rinse skin immediately with plenty of water for 15-20 minutes. Call a poison control center or doctor for treatment advice. Have the product container or label with you when calling a poison control center or doctor, or going for treatment.

IF IN EYES: Hold eye open and rinse slowly and gently with water for 15-20 minutes. Remove contact lenses, if present, after the first 5 minutes, then continue rinsing eye. Call a poison control center or doctor for treatment advice.

IF INHALED: Move person to fresh air. If person is not breathing, call 911 or an ambulance, then give artificial respiration, preferably mouth-to-mouth, if possible. Call a poison control center or doctor for further treatment advice.

IF SWALLOWED: Call a poison control center or doctor immediately for treatment advice. Have person sip a glass of water if able to swallow. Do not induce vomiting unless told to do so by the poison control center or doctor. Do not give anything by mouth to an unconscious person.

Contact the Rocky Mountain Poison Center at 1-866-673-6671 for emergency medical treatment information.

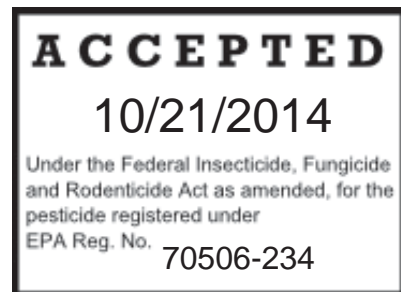
**FOR CHEMICAL EMERGENCY: Spill, leak, fire, exposure,
or accident, call CHEMTREC at 1-800-424-9300.**

See Inside for additional Precautionary Statements and complete Directions For Use.

Net Contents: 6 lbs. 30 lbs. 50 lbs.



United Phosphorus, Inc.
630 Freedom Business Center, Suite 402
King of Prussia, PA 19406
1-800-438-6071



**PRECAUTIONARY STATEMENTS
HAZARDS TO HUMANS AND DOMESTIC ANIMALS**

CAUTION

. Harmful if absorbed through skin. Causes moderate eye irritation. Avoid contact with skin, clothing or eyes. Prolonged or frequently repeated skin contact may cause allergic reactions in some individuals.

PERSONAL PROTECTIVE EQUIPMENT (PPE)

Some materials that are chemical resistant to this product are nitrile rubber, natural rubber, or butyl rubber. If you want more options, follow the instructions for Category A on an EPA chemical resistance category selection chart.

Mixers, loaders, applicators and other handlers must wear:

- Long-sleeved shirt
- long pants
- shoes and socks
- Chemical resistant gloves, made of any waterproof material (except pilots, groundboom applicators, and airblast applicators)

Aerial applications of Manzate Pro-Stick Fungicide on broccoli, cabbage, lettuce (leaf and head), and peppers requires that occupational handlers performing mixing/loading operations observe the additional mitigation measures of wearing a particulate respirator with an N, R, or P filter, NIOSH approval prefix TC-84-A.

See engineering controls for additional requirements.

Follow the manufacturer's instructions for cleaning/maintaining PPE. If no such instructions for washables exist, use detergent and hot water. Keep and wash PPE separately from other laundry. Discard clothing or other absorbent materials that have been drenched or heavily contaminated with this product's concentrate. Do not reuse them.

ENGINEERING CONTROL STATEMENTS:

Pilots must use an enclosed cockpit that meets the requirements listed in the Worker Protection Standard (WPS) for [40 CFR part 170.240 (d)(4-6)]

Human flagging is prohibited. Flagging to support aerial application is limited to use of the Global Positioning System (GPS) or mechanical flaggers.

When handlers use enclosed cabs or aircraft in a manner that meets the requirements listed in the Worker Protection Standard (WPS) for agricultural pesticides [40 CFR part 170.240 (d)(4-6)], the handler PPE requirements may be reduced or modified as specified in the WPS.

USER SAFETY RECOMMENDATIONS

USERS SHOULD: Wash hands before eating, drinking, chewing gum, using tobacco or using the toilet. Remove PPE immediately after handling this product. Wash outside of gloves before removing. As soon as possible, wash thoroughly and change into clean clothing.

ENVIRONMENTAL HAZARDS

This product is toxic to aquatic organisms. Drift and runoff from treated areas may be hazardous to aquatic organisms in neighboring areas. Do not apply directly to water, to areas where surface water is present or to intertidal areas below the mean high water mark. Cover or incorporate spilled treated seed. Do not contaminate water by disposing of equipment washwater or rinsate. Cover or incorporate spilled treated seed.

DIRECTIONS FOR USE

It is a violation of Federal Law to use this product in a manner inconsistent with its labeling. Do not apply this product in a way that will contact workers or other persons, either directly or through drift.

Only protected handlers may be in the area during application. For any requirements specific to your State or Tribe, consult the agency responsible for pesticide regulation.

AGRICULTURAL USE REQUIREMENTS

Use this product only in accordance with its labeling and with the Worker Protection Standard, 40 CFR part 170. This Standard contains requirements for the protection of agricultural workers on farms, forests, nurseries, and greenhouses, and handlers of agricultural pesticides. It contains requirements for training, decontamination, notification and emergency assistance. It also contains specific instructions and exceptions pertaining to the statements on this label about personal protective equipment (PPE) and restricted-entry interval. The requirements in this box only apply to uses of this product that are covered by the Worker Protection Standard.

Do not enter or allow worker entry into treated areas during the restricted-entry interval (REI) of 24 hours. PPE required for early entry to treated areas that is permitted under the Worker Protection Standard and that involves contact with anything that has been treated, such as plants, soil, or water, is:

- Coveralls
- Shoes plus socks
- Chemical resistant gloves made of any waterproof material

NON-AGRICULTURAL USE REQUIREMENTS

The requirements in this box apply to uses of this product that are NOT within the scope of the Worker Protection Standard for agricultural pesticides (40 CFR part 170). The WPS applies when this product is used to produce agricultural plants on farms, forests, nurseries or greenhouses.

Commercial seed treatments and applications to lawn grasses, golf courses, industrial (office park), and municipal lawns are not within the scope of the Worker Protection Standard.

Do not enter or allow others to enter treated areas until sprays have dried.

MANZATE® PRO-STICK™, a dispersible granule containing mancozeb, is labeled for use as a spray for the control of many important plant diseases.

APPLICATION INSTRUCTIONS

AS A SPRAY (Ground or Aerial Equipment) - Apply MANZATE PRO-STICK at the rate shown; use sufficient water to provide thorough coverage: use 20 to 100 gallons per acre for ground equipment and no less than 2 gallons per acre for aircraft. Add MANZATE PRO-STICK slowly to water in the spray tank with agitation, or premix thoroughly in separate holding tank for concentrate or aircraft sprayers. Continuous agitation is required to keep the product in suspension. A spreader-sticker spray adjuvant may be used with this product if needed; contact your local product distributor or United Phosphorus, Inc. representative for specific recommendations. If tank mixed, follow more restrictive labeling of any tank mix partner. Do not tank mix with any product that contains a prohibition on tank mixing.

RESTRICTIONS

Foliar Applications

Where EBDC Products Used Allow the Same Maximum Poundage of Active Ingredient Per Acre Per Season

If more than one product containing an EBDC active ingredient (maneb, mancozeb or metiram) is used on a crop during the same growing season and the EBDC products used allow the same maximum poundage of active ingredient per acre per season, then the total poundage of all such EBDC products used must not exceed any one of the specified individual EBDC product maximum seasonal poundage of active ingredient allowed per acre.

Where EBDC Products Used Allow Different Maximum Poundage of Active Ingredient Per Acre Per Season

If more than one product containing an EBDC active ingredient is used on a crop during the same growing

season and the EBDC products used allow different maximum poundage of active ingredient per acre per season, then the total poundage of all such EBDC products used must not exceed the lowest specified individual EBDC product maximum seasonal poundage of active ingredient allowed per acre.

SEED TREATMENT

In addition to the maximum number of foliar applications permitted by the formula stated above, a single application for seed treatment may be made on crops which have registered seed treatment uses.

CHEMIGATION

Apply MANZATE PRO-STICK fungicide only through sprinkler systems including center pivot, lateral move, end tow, side (wheel) roll, traveler, big gun, solid set or hand move irrigation systems. Do not apply MANZATE PRO-STICK through any other type of irrigation system.

Crop injury, lack of effectiveness, or illegal pesticide residues in the crop can result from non-uniform distribution of treated water.

If you have questions about calibration, you should contact State Extension Service Specialists, equipment manufacturers or other experts.

Do not connect an irrigation system (including greenhouse systems) used for pesticide application to a public water system unless the pesticide label-prescribed safety devices for public water systems are in place.

A person knowledgeable of the chemigation system and responsible for its operation, or under the supervision of the responsible person, shall shut the system down and make necessary adjustments should the need arise.

Specific Instructions for Public Water Systems:

1. Public water system means a system for the provision to the public of piped water for human consumption if such system has at least 15 service connections or regularly serves an average of at least 25 individuals daily at least 60 days out of the year.
2. Chemigation systems connected to public water systems must contain a functional, reduced-pressure zone, backflow preventer (RPZ) or the functional equivalent in the water supply line upstream from the point of pesticide introduction. As an option to the RPZ, the water from the public water system should be discharged into a reservoir tank prior to pesticide introduction. There shall be a complete physical break (air gap) between the outlet end of the fill pipe and the top or overflow rim of the reservoir tank of at least twice the inside diameter of the fill pipe.
3. The pesticide injection pipeline must contain a functional, automatic, quick-closing check valve to prevent the flow of fluid back toward the injection pump.
4. The pesticide injection pipeline must contain a functional, normally closed, solenoid-operated valve located on the intake side of the injection pump and connected to the system interlock to prevent fluid from being withdrawn from the supply tank when the irrigation system is either automatically or manually shut down.
5. The system must contain functional interlocking controls to automatically shut off the pesticide injection pump when the water pump motor stops, or in cases where there is no water pump, when the water pressure decreases to the point where pesticide distribution is adversely affected.
6. Systems must use a metering pump, such as a positive displacement injection pump (e.g., diaphragm pump) effectively designed and constructed of materials that are compatible with pesticides and capable of being fitted with a system interlock.
7. Do not apply when wind speed favors drift beyond the area intended for treatment.

Specific Instructions for Sprinkler Irrigation Systems:

1. The system must contain a functional check valve, vacuum relief valve, and low pressure drain appropriately located on the irrigation pipeline to prevent water source contamination from backflow.
2. The pesticide injection pipeline must contain a functional, automatic, quick-closing check valve to prevent the flow of fluid back toward the injection pump.
3. The pesticide injection pipeline must also contain a functional, normally closed, solenoid-operated valve located on the intake side of the injection pump and connected to the system interlock to prevent fluid from being withdrawn from the supply tank when the irrigation system is either automatically or manually shut down.
4. The system must contain functional interlocking controls to automatically shut off the pesticide injection

- pump when the water pump motor stops.
5. The irrigation line or water pump must include a functional pressure switch which will stop the water pump motor when the water pressure decreases to the point where pesticide distribution is adversely affected.
 6. Systems must use a metering pump, such as a positive displacement injection pump (e.g., diaphragm pump) effectively designed and constructed of materials that are compatible with pesticides and capable of being fitted with a system interlock.
 7. Do not apply when wind speed favors drift beyond the area intended for treatment.
 8. Good agitation is required in the injection tank.
 9. In moving systems, apply specified dosage of MANZATE PRO-STICK as a continuous injection. In non-moving systems inject MANZATE PRO-STICK for 15 to 30 minutes at end of cycle. Use the least amount of water possible consistent with uniform coverage.
 10. Mix the amount of MANZATE PRO-STICK needed for acreage to be treated into the quantity of water determined during prior calibration. For moving systems inject into the system continuously for one complete revolution of the field. For non-moving systems inject into system for the time established during calibration.
 11. Stop injection equipment after treatment is completed and continue to operate irrigation equipment until all MANZATE PRO-STICK is flushed from system.

SPRAY DRIFT MANAGEMENT

A variety of factors including weather conditions (e.g. wind direction, wind speed, temperature, relative humidity) and method of application (e.g. ground, aerial, airblast, chemigation) can influence pesticide drift. The applicator must evaluate all factors and make appropriate adjustments when applying this product.

Wind Speed

Do not apply at wind speeds greater than 15 mph.

Temperature Inversions

If applying at wind speeds less than 3 mph, the applicator must determine if a) conditions of temperature inversion exist, or b) stable atmospheric conditions exist at or below nozzle height. Do not make applications into areas of temperature inversions or stable atmospheric conditions.

Other State and Local Requirements

Applicators must follow all state and local pesticide drift requirements regarding application of mancozeb. Where states have more stringent regulations, they must be observed.

Equipment

All aerial and ground application equipment must be properly maintained and calibrated using appropriate carriers or surrogates.

Additional requirements for aerial applications:

1. The boom length must not exceed 75% of the wingspan or 90% of the rotor blade diameter.
2. Release spray at the lowest height consistent with efficacy and flight safety. Do not release spray at a height greater than 10 feet above the crop canopy unless a greater height is required for aircraft safety.
3. When applications are made with a crosswind, the swath must be displaced downwind. The applicator must compensate for this displacement at the up and downwind edge of the application area by adjusting the path of the aircraft upwind.

Additional requirements for ground boom application:

1. Do not apply with a nozzle height greater than 4 feet above the crop canopy.

CROP	DISEASES CONTROLLED	RATE OF MANZATE PRO-STICK PER APPLICATION LBS PRODUCT/ACRE	TIMING/INTERVALS	RESTRICTIONS/COMMENTS
Apple	(See Pomefruit)			
Almond	Anthracoese	6.4	Begin application at	Do not apply more than 19.2 lbs

CROP	DISEASES CONTROLLED	RATE OF MANZATE PRO-STICK PER APPLICATION LBS PRODUCT/ACRE	TIMING/INTERVALS	RESTRICTIONS/COMMENTS
	Blossom Blight (<i>Monilinia spp.</i>) Shothole (<i>Stigmina spp.</i>) Rust Scab		dormant to popcorn stage, full bloom or petal fall. Reapply every 7 to 10 days if bloom is staggered and weather is rainy. Do not use less than 10 gallons of spray volume per acre if aerially applied.	product (14.4 lbs. ai) per acre per use season. Do not make last application later than 5 weeks after petal fall. Do not graze livestock in treated area. Minimum retreatment interval is 7 days. Do not apply this product with a U-boom device.
Asparagus	Cercospora Leaf Spot, Rust	2	Start applications when rust first appears and repeat at 10 day intervals.	Apply only on asparagus ferns after spears have been harvested. Do not apply within 180 days of harvest in all states except CA and AZ (120 days). Do not apply more than 8 lbs product (6 lbs active) per acre per season.
Asparagus Crown (Planting Stock)	Crown Rot	1.0 lb/100 gals	Dip clean, loosely packed crowns into continuously agitated fungicide suspension for 5 minutes. Drain and plant as soon as possible.	Wash dirty crowns before dip treatment. Replace suspension in clean tank when discolored by soil.
Banana (Including Plantain)	Sigatoka	2-3	Apply when leaves first appear and repeat every 14 to 21 days or as required. Use sufficient water to provide adequate coverage.	Do not apply more than 30 lbs product (22.5 lbs active) per acre per growing cycle. Minimum preharvest interval 0 days.
Barley, Oat, Rye, Wheat (Including Triticale)	Helminthosporium Leaf Spot, Leaf Rust, Septoria Glume Blotch, Septoria Leaf Spot, Tan Spot	2	Start application at onset of disease or when plants are in the tillering to jointing stage and repeat at 7 to 10 day intervals.	Do not make more than three applications during the season. Do not apply more than 6 lbs product (4.5 lbs active) per acre per crop. Do not apply within 26 days of harvest. PHI for barley, rye, and wheat is Feekes Growth Stage 10.5 (typically 35-45 days), but no less than 26 days. Do not graze livestock in treated areas prior to harvest.
Broccoli	Alternaria Leaf Spot Downy Mildew	1.6 – 2.1 lb/A	Begin applications prior to disease development and when conditions are favorable for disease development. Apply at 7 to 10-day	Do not apply more than 12.8 lbs product (9.6 lbs mancozeb)/A/season. Minimum retreatment interval is 7 days.

CROP	DISEASES CONTROLLED	RATE OF MANZATE PRO-STICK PER APPLICATION LBS PRODUCT/ACRE	TIMING/INTERVALS	RESTRICTIONS/COMMENTS
			<p>intervals, if needed. Use higher specified rates when conditions favor disease.</p>	<p>Minimum preharvest interval is 7 days.</p> <p>Do not apply this product with a U-boom device.</p> <p>Aerial application of Manzate Pro-Stick on broccoli, requires that occupational handlers performing mixing/loading operational handlers performing mixing/loading operations observe the additional mitigation measures of wearing a particulate respirator with an N,R, or P filter, NIOSH approval prefix TC 84-A.</p>
Cabbage	<p>Alternaria Leaf Spot Downy Mildew</p>	1.6 – 2.1 lb/A	<p>Begin applications prior to disease development and when conditions are favorable for disease development. Apply at 7 to 10-day intervals, if needed. Use higher specified rates when conditions favor disease.</p>	<p>Do not apply more than 12.8 lbs product (9.6 lbs mancozeb)/A/season.</p> <p>Minimum retreatment interval is 7 days. Minimum preharvest interval is 7 days.</p> <p>Do not apply this product with a U-boom device.</p> <p>Aerial application of Manzate Pro-Stick on cabbage, requires that occupational handlers performing mixing/loading operational handlers performing mixing/loading operations observe the additional mitigation measures of wearing a particulate respirator with an N,R, or P filter, NIOSH approval prefix TC 84-A.</p>
Caprifig (Non-Food Use)	Endosepsis (Fusarium), Mold	4 lbs/100 gals	<p>Prepare mamme figs by making a shallow cut through the eye and then hand dividing to avoid wasp injury. Submerge mamme figs in the continuously agitated suspension for at least 15 minutes. Drain before placement in trees.</p>	<p>Use fresh dipping suspension after treating 4 to 5 batches of figs.</p>
Corn (Sweet Corn)	Common Rust, Helmintho-	1.5	<p>Use sufficient water for thorough coverage.</p>	<p>Do not apply within 7 days of harvest. Do not apply more than</p>

CROP	DISEASES CONTROLLED	RATE OF MANZATE PRO-STICK PER APPLICATION LBS PRODUCT/ACRE	TIMING/INTERVALS	RESTRICTIONS/COMMENTS
<p>for Fresh Use or Processing; Popcorn; and Sweet Corn for Seed Production, including Hybrid Seed)</p> <p>(Field and Field Corn for Hybrid Seed Production)</p>	<p>sporium Leaf Blight, Gray Leaf Spot</p>		<p>Start applications when disease first appears and repeat at 4 to 7 day intervals.</p>	<p>22.5 lbs product (17 lbs active) per acre per crop east of the Mississippi and AR and LA. Do not apply more than 7.5 lbs product (5.6 lbs active) per acre per crop west of the Mississippi except AR and LA. Do not apply to sweet corn in home gardens.</p> <p>Do not apply within 40 days of harvest. Do not apply more than 15 lbs product (11.25 lbs active) per acre per crop.</p>
<p>Cranberry</p>	<p>Fruit Rot</p>	<p>3-6</p>	<p>Start applications at mid-bloom and repeat at 7 to 10 day intervals.</p>	<p>Do not apply within 30 days of harvest. Do not apply more than 18 lbs product (13.5 lbs active) per acre per season.</p>
<p>Cucumber</p>	<p>Anthrachnose, Cercospora Leaf Spot, Downy Mildew, Gummy Stem Blight, Scab</p>	<p>2-3</p>	<p>Start applications when plants are in the two-leaf stage and repeat at 7 to 10 day intervals. Use sufficient water and direct spray to provide thorough coverage of both upper and lower leaf surfaces.</p>	<p>Do not apply within 5 days of harvest. Do not apply more than 24 lbs product (18 lbs active) per acre per crop.</p>
<p>Cucurbit crop group</p> <p>Chayote Chinese wax gourd Citron melon Cucumber Gherkin Gourd, edible Momordica spp. Muskmelon Pumpkin Squash, summer Squash, winter Watermelon</p>	<p>Anthrachnose, Cercospora Leaf Spot, Downy Mildew, Gummy Stem Blight, Scab, Alternaria Leaf Spot</p>	<p>2-3</p>	<p>Start applications when the plants are in the two-leaf stage and repeat at 7- to 10- day intervals. Use sufficient water and direct spray to provide thorough coverage of both upper and lower leaf surfaces. For aerial applications, the minimum spray volume is 2 gallons per acre.</p> <p>Some cantaloupe varieties (i.e. Harvest Queen, Gold Star, Super Star, Sweet and Early, and Saticoy) are sensitive to Manzate Pro-Stick fungicide.</p>	<p>Do not apply more than 25.6 lbs. product (19.2 lbs. active ingredient) per acre per year.</p> <p>Do not apply more than 8 applications per year.</p> <p>Do not apply within 5 days of harvest.</p>

CROP	DISEASES CONTROLLED	RATE OF MANZATE PRO-STICK PER APPLICATION LBS PRODUCT/ACRE	TIMING/INTERVALS	RESTRICTIONS/COMMENTS
			Consult State Cooperative Extension Service Specialist prior to use.	
Fennel	Early Blight, Late Blight	2	Begin in plant beds at emergence. Repeat at 7 to 10 day intervals.	Do not apply within 14 days of harvest. Do not apply more than 16 lbs product (12 lbs active) per acre per crop. Do not graze livestock in treated areas.
Ginseng	Alternaria Blight	2	Start applications when disease first threatens and repeat every 7-10 days as needed. In Wisconsin, apply with ground equipment and a minimum of 80 gallons of water per acre.	Do not apply more than 24 lbs. product (18 lbs. active ingredient) per acre per year. Do not apply more than 12 applications per year. Do not apply within 30 days of harvest.
Grape (East of the Rocky Mountains)	Black Rot, Bunch Rot, Deadarm, Downy Mildew	1.5-4	Apply in sufficient water to provide thorough coverage starting when new shoots are 1/2 to 1 1/2 inches long. Repeat when shoots are 3 to 5 inches long, when shoots are 8 to 10 inches long, and then at 7 to 10 day intervals until fruit is set. For late season control of black rot, deadarm and downy mildew, the use of other approved fungicides is suggested.	Do not apply within 66 days of harvest. Do not apply more than 24 lbs (18 lbs active) per acre per season.
Grape (West of the Rocky Mountains)	Black Rot, Bunch Rot, Deadarm, Downy Mildew	1.5-2.5	Apply in sufficient water to provide thorough coverage starting when new shoots are 1/2 to 1 1/2 inches long. Repeat when shoots are 3 to 5 inches long, when shoots are 8 to 10 inches long, and then at 7 to 10 day intervals until fruit is set. For late season control of black rot, deadarm and downy mildew, the use of other approved	Do not apply within 66 days of harvest except in CA where no application can be made after bloom. Do not apply more than 7.5 lbs product (5.6 lbs active) per acre per season.

CROP	DISEASES CONTROLLED	RATE OF MANZATE PRO-STICK PER APPLICATION LBS PRODUCT/ACRE	TIMING/INTERVALS	RESTRICTIONS/COMMENTS
			fungicides is suggested.	
Lettuce (Head, Leaf)	Anthracnose Downy Mildew	1.6 – 2.1 lb/A	Begin applications prior to disease development and when conditions are favorable for disease development. Apply at 7 to 10-day intervals, if needed. Use higher specified rates when conditions favor disease.	Remove residues from head lettuce by stripping and trimming. In California, do not apply more than 8.5 lbs product (6.4 lbs mancozeb)/A/ crop and do not apply within 14 days of harvest. In states other than California, do not apply more than 12.8 lbs product (9.6 lbs mancozeb)/A/crop and do not apply within 10 days of harvest. For all states: minimum retreatment interval is 7 days. Do not apply this product with a U-boom device. Aerial application of Manzate Pro-Stick on lettuce (leaf and head), requires that occupational handlers performing mixing/loading operations observe the additional mitigation measures of wearing a particulate respirator with an N,R, or P filter, NIOSH approval prefix TC 84-A.
Melon Cantaloupe, Casaba, Crenshaw, Honeydew, Watermelon	Alternaria Leaf Spot, Anthracnose, Downy Mildew, Gummy Stem Blight, Cercospora Leaf Spot	2-3	Start applications when plants are in the two-leaf stage and repeat at 7 to 10 day intervals. Use sufficient water and direct spray to provide thorough coverage of both upper and lower leaf surfaces. Some varieties are sensitive to MANZATE PRO-STICK fungicide. Consult State Cooperative Extension Service Specialist prior to use.	Do not apply within 5 days of harvest. Do not apply more than 24 lbs product (18 lbs active) per acre per season.
Onion (Dry Bulb), Garlic,	Botrytis Leaf Blight, Downy Mildew,	3	Follow a protective spray schedule starting when diseases are first	Do not apply within 7 days of harvest. Do not apply to exposed bulbs.

CROP	DISEASES CONTROLLED	RATE OF MANZATE PRO-STICK PER APPLICATION LBS PRODUCT/ACRE	TIMING/INTERVALS	RESTRICTIONS/COMMENTS
Shallot	Neck Rot, Purple Blotch		reported in the area and repeat at 7 day intervals throughout the season.	Do not apply more than 30 lbs product (22.5 lbs active) per acre per crop.
	Smut (furrow drench)	3	Apply 3 lbs per acre as a furrow drench at time of planting onion seeds. Use 75 to 125 gallons of water per acre.	Do not use more than 2.25 lbs active per acre (29,000 linear feet of furrow) with an 18 inch row spacing.
Papaya	Anthracnose (Colletotricum), Phytophthora Fruit Rot, Black Spot (Cercospora)	2.0-2.5 (minimum 50 gals per acre)	Begin at flowering; treat central column crown, blossom area and developing fruit. Repeat at 14 to 21 day intervals.	Do not use more than 37 lbs product (28 lbs active) per acre per year, i.e. do not make more than 14 applications at the maximum use rate per year. Minimum pre-harvest interval 0 days.
Peanut	Ascochyta Web Blotch, Cercospora Leaf Spot, Rust	1-2	Start application when disease first appears or is reported in area. Repeat sprays at 7 to 14 day intervals. Reduce sprays to a 7 day interval during humid weather.	Do not apply within 14 days of harvest. Do not use more than 16 lbs product (12 lbs active) per acre per crop. Do not feed treated vines to livestock.
Pepper	Anthracnose Bacterial Spot (<i>Xanthomonas axonopodis</i> pv. <i>vesicatoria</i>) Cercospora Leaf Spot (Frogeye Spot) Phytophthora Blight Ripe Rot	West of the Mississippi: 1.6 – 2.1 lb/A	Begin applications prior to disease development and when conditions are favorable for disease development. Apply at 7 to 10-day intervals, if needed. Use higher rates when conditions favor disease.	Do not apply more than 12.8 lbs product (9.6 lbs mancozeb)/A/season. Minimum retreatment interval is 7 days. Minimum preharvest interval is 7 days. Do not apply this product with a U-boom device. Aerial application of Manzate Pro-Stick on peppers, requires that occupational handlers performing mixing/loading operational handlers performing mixing/loading operations observe the additional mitigation measures of wearing a particulate respirator with an N,R, or P filter, NIOSH approval prefix TC 84-A.

CROP	DISEASES CONTROLLED	RATE OF MANZATE PRO-STICK PER APPLICATION LBS PRODUCT/ACRE	TIMING/INTERVALS	RESTRICTIONS/COMMENTS
		East of the Mississippi: 1.6 – 3.2 lb/A	Begin applications prior to disease development and when conditions are favorable for disease development. Apply at 7 to 10-day intervals, if needed. Use higher rates when conditions favor disease.	Do not apply more than 19.2 lbs product (14.4 lbs mancozeb)/A/season. Minimum retreatment interval is 7 days. Minimum preharvest interval is 7 days. Do not apply this product with a U-boom device. Aerial application of Manzate Pro-Stick on potato seedpieces, requires that occupational handlers performing mixing/loading operational handlers performing mixing/loading operations observe the additional mitigation measures of wearing a particulate respirator with an N,R, or P filter, NIOSH approval prefix TC 84-A.
Pome Fruit Apple, Pear, Crabapple, Quince	Rusts, Scab, Fabrea Leaf Spot	6.0 Maximum per acre use rate based on thorough coverage dilute sprays. Use 50 gal minimum per acre. Consult State Extension Service if necessary to adjust for variable tree size.	<u>Pre-Bloom/Bloom Use:</u> Begin application at 1/4 to 1/2 inch green tip and continue on a 7 to 10 day schedule through bloom. Use either the "Pre-Bloom/Bloom" or "Extended Application" schedule. DO NOT COMBINE OR INTEGRATE THE TWO TREATMENT SCHEDULES	Do not apply more than 6 lbs product (4.5 lbs active) per acre per application. Do not apply after bloom. Do not apply more than 24 lbs (18 lbs active) per acre per year. Do not graze livestock in treated areas. It is recommended that this product be used in an Integrated Pest Management Program.
		3.0 Maximum per acre use rate based on thorough coverage dilute sprays. Use 50 gal minimum per acre. Consult State Extension Service	<u>Extended Application Schedule or for Use in Tank Mixtures:</u> For implementation of IPM programs, applications based on tree-row volume, or for use as a resistance management tool: begin applications at 1/4 to 1/2 inch green tip and continue applications on a 7 to 10 day schedule through the second	Do not apply more than 3 lbs product (2.25 lbs active) per acre per application. Do not apply within 77 days of harvest. Do not apply more than 21 lbs product (15.75 lbs active) per acre per year. Do not graze livestock in treated areas. It is recommended that this product be used in an Integrated Pest Management Program.

CROP	DISEASES CONTROLLED	RATE OF MANZATE PRO-STICK PER APPLICATION LBS PRODUCT/ACRE	TIMING/INTERVALS	RESTRICTIONS/COMMENTS
		if necessary to adjust for variable tree size.	cover spray. Use either the "Pre-Bloom/Bloom" or "Extended Application" schedule. DO NOT COMBINE OR INTEGRATE THE TWO TREATMENT SCHEDULES	
Potato	Early Blight, Late Blight, Black Dot Disease Suppression: Botrytis	1-2	Begin applications when plants are 4 to 6 inches high by applying 1 lb per acre. As the vines increase in size, apply 1.5 to 2 lbs per acre at intervals of 5 to 10 days or 1 lb per acre at 3 to 5 day intervals.	Do not apply more than 15 lbs product (11.2 lbs active) per acre per crop. Do not use within 3 days of harvest in CT, DE, FL, MA, ME, MI, NH, NY, OH, PA, RI, VT, WI, and within 14 days elsewhere. Vine-kill should occur 14 days before harvest. It is recommended that this product be used in an Integrated Pest Management Program.
Potato (Seedpiece Treatment)	Fusarium Decay, Seedborne Common Scab	1.25 per 50 gal	Dip whole or cut potato tubers in 1.25 lbs MANZATE PRO-STICK fungicide per 50 gallons of water. Place treated tubers in a clean container following treatment and plant as soon as possible. Spread treated seedpieces in a cool place if held before planting.	Do not use treated seed potatoes for food or feed purposes. Seed-pieces that have been treated with this product that are then to be packaged or bagged for future use must contain the following labeling on the outside of the seed-piece package or bag: "Treated seed-pieces, treated with the fungicide mancozeb – Do Not Use for Food, Feed, or Oil Purposes." When opening this bag or loading/pouring the treated seed-pieces, wear long-sleeved shirt, long pants, shoes, socks, chemical resistant gloves, and a NIOSH-approved respirator with a dust/mist filter with MSHA/NIOSH approval number prefix TC-21C or any R, P, or HE filter. After the seed pieces have been planted, do not enter or allow worker entry into treated areas during the restricted-entry interval (REI) of 24 hours. Exception: Once the seed pieces are planted in soil or other planting media, the Worker Protection Standard allows

CROP	DISEASES CONTROLLED	RATE OF MANZATE PRO-STICK PER APPLICATION LBS PRODUCT/ACRE	TIMING/INTERVALS	RESTRICTIONS/COMMENTS
				workers to enter the treated area without restriction if there will be no worker contact with the soil/media subsurface."
Squash (Summer Squash, Including Edible Gourd)	Downy Mildew	2-3	Start applications when plants are in the two-leaf stage and repeat at 7 to 10 day intervals. Use sufficient water and direct spray to provide thorough coverage of both upper and lower leaf surfaces.	Do not apply within 5 days of harvest. Do not apply more than 24 lbs product (18 lbs active) per acre per crop.
Sugar Beet	Cercospora Leaf Spot	1.5-2	Begin when disease first threatens. Repeat at 7 to 10 day intervals.	Do not apply within 14 days of harvest. Do not apply more than 14 lbs product (10.5 lbs active) per acre per crop. Do not feed treated sugar beet tops to livestock.
Tomato (East of the Mississippi River)	Anthracnose, Early Blight, Gray Leaf Spot, Late Blight, Leaf Mold, Septoria Leaf Spot	0.75-1.5	Start application when seedlings emerge or transplants are set. Repeat at 3 to 7 day intervals throughout the season.	Do not apply within 5 days of harvest. Do not apply more than 22.4 lbs product (16.8 lbs active) per acre per crop.
	Bacterial Speck and Spot	1.5-3	Start application when seedlings emerge or transplants are set. Repeat at 7 to 10 day intervals throughout the season.	Do not apply within 5 days of harvest. Do not apply more than 22.4 lbs product (16.8 lbs active) per acre per crop. Use a full rate of a fixed copper fungicide in tank mix combination with a half to full rate of MANZATE PRO-STICK. Follow the application interval on the copper fungicide label.
Tomato (West of the Mississippi River)	Anthracnose, Early Blight, Gray Leaf Spot, Late Blight, Leaf Mold, Septoria Leaf Spot	0.75-1.0	Start application when seedlings emerge or transplants are set. Repeat at 3 to 7 day intervals throughout the season.	Do not apply within 5 days of harvest. Do not apply more than 8.5 lbs product (6.4 lbs active) per acre per crop.
	Bacterial Speck and Spot	1.5-2	Start application when seedlings emerge or transplants are set. Repeat at 7 to 10 day intervals throughout the season.	Do not apply within 5 days of harvest. Do not apply more than 8.5 lbs product (6.4 lbs active) per acre per crop. Use a full rate of a fixed copper

CROP	DISEASES CONTROLLED	RATE OF MANZATE PRO-STICK PER APPLICATION LBS PRODUCT/ACRE	TIMING/INTERVALS	RESTRICTIONS/COMMENTS
				fungicide in tank mix combination with a half to full rate of MANZATE PRO-STICK. Follow the application interval on the copper fungicide label.
Tropical Fruits Limited to: Sugar apple Cherimoya Atemoya Custard apple Sweetsop	Anthracnose	2-2.5	Begin applications at flowering and continue at a 7-day retreatment interval. Applications made with aerial equipment must be made in a minimum spray volume of 10 gal/acre.	Do not apply more than 35 lbs. product (26.25 lbs. active ingredient) per acre per year. Do not apply more than 14 applications per year. Applications may be made up to the day of harvest.
Tropical Fruits Limited to: Mango Star apple (caimito) Canistel Mamey sapote Sapodilla White sapote	Anthracnose, Phytophthora Fruit Rot, Black Spot (<i>Cercospora</i>)	2-2.5	Start applications at flowering and continue at 14- to 21-day intervals. Direct spray to crown and blossom area. Use 20 to 100 gallons water per acre.	Do not apply more than 37.3 lbs. product (28 lbs. active ingredient) per acre per year. Do not apply more than 14 applications per year. Applications may be made up to the day of harvest.

FLOWERS, FOLIAGE PLANTS, AND ORNAMENTALS

INTENDED FOR USE ONLY BY PROFESSIONAL APPLICATORS.

TREATED PLANTS, FRUITS, NUTS OR SYRUP FROM MAPLE TREES MUST NOT BE USED FOR FOOD OR FEED PURPOSES.

Apply in the field, nursery or greenhouse as a thorough coverage spray, using 1 to 2 lbs. Manzate Pro-Stick per acre (1 ½ to 3 tsp. per gal.). Do not use in residential greenhouses.

Plant sensitivities to Manzate Pro-Stick have been found to be acceptable in specific genera and species listed on this label, however, phototoxicity may occur. Due to the large number of species and varieties of ornamentals and nursery plants, it is impossible to test each one for sensitivity to Manzate Pro-Stick. Neither the manufacturer nor seller has determined whether or not Manzate Pro-Stick can be safely used on ornamental or nursery plants not listed on this label. The user should determine if Manzate Pro-Stick can be used safely prior to commercial use. In a small area, apply the specified rates to the plants in question, i.e. bedding plants, foliage, etc., and observe to for 7 to 10 days for symptoms of phytotoxicity prior to commercial use. Use Manzate Pro-Stick in commercial greenhouses and nurseries for control of fungal diseases of flowers, foliage and ornamentals. Do not make more than 20 applications per year.

Aerial application: For aerial applications made to field-planted ornamentals, apply 1 to 2 lbs. per acre; Use a minimum rate of 5 gals of spray per acre during aerial applications.

Application of dilute sprays: Apply as a thorough coverage spray using 1 to 2 lbs. per acre or 1 to 2 lbs. per 100 gals of water. Begin application at first sign of disease and repeat at 7 to 10 day intervals or as needed; use shorter interval during periods of frequent rains or when severe disease conditions persist. Manzate Pro-Stick may be used alone or in combination with other fungicides as maintenance spray. Use higher rate and shorter intervals during periods of excessive wetness and rapid growth.

Manzate Pro-Stick is labeled for use on certain flower, foliage and ornamental plants listed in the table below for control of the following diseases and pathogens:

PLANT	PATHOGEN CONTROLLED:
Abutilon	Alternaria, Cercospora, Cladosporium, Colletotrichum, Puccinia
African violet	Alternaria, Botrytis
Ageratum	Alternaria, Puccinia, Rhizoctonia, Sclerotium
Aglaonema	Alternaria
Almond, ornamental	Botrytis, Cladosporium, Coryneum, Gloeosporium, Monilinia
Alyssum	Microsphaera alni
Andromeda	Exobasidium, Rhytisma, Venturia
Anthurium	Colletotrichum, Gloeosporium
Apple	Alternaria, Cephalosporium, Colletotrichum, Coryneum, Elsinoe, Fusarium, Gloeosporium, Gymnosporangium, Helminthosporium, Leptosphaeria, Monilinia, Monochaetia, Mycosphaerella, Pestalotia, Venturia
Arborvitae	Alternaria, Botrytis, Cercospora, Coryneum, Lophodermium, Mycosphaerella, Pestalotia
Ash	Cercospora, Cylindrosporium, Gloeosporium, Puccinia, Rhizoctonia, Sphaeropsis
Ash, Mountain	Gymnosporangium
Aster	Alternaria, Ascochyta, Botrytis, Colletotrichum, Fusarium, Phomopsis, Phyllosticta, Puccinia, Ramularia, Rhizoctonia, Septoria, Uromyces
Aucuba japonica	Alternaria, Cercospora, Gloeosporium, Phomopsis, Phyllosticta
Azalea	Alternaria, Botrytis, Cladosporium, Colletotrichum, Cylindrocladium, Ovulinia
Baby's Breath	Botrytis, Rhizoctonia
Basswood	Cercospora, Phyllosticta
Begonia	Botrytis, Cercospora, Gloeosporium, Rhizoctonia
Birch	Cylindrosporium, Gloeosporium, Glomerella, Melampsoridium, Taphrina
Bougainvillea	Colletotrichum
Boxwood	Fusarium, Volutella
Buckeye	Cercospora, Glomerella, Guignardia, Monchaetia, Phyllosticta, Septoria, Taphrina
Buffalo berry	Cylindrosporium, Puccinia, Rhizoctonia, Septoria
Catalpa	Alternaria, Cercospora, Gloeosporium, Phomopsis, Rhizoctonia
Camellia	Botrytis, Cercospora, Elsinoe, Exobasidium, Glomerella, Pestalotia, Phomopsis, Phyllosticta
Carnation	Alternaria, Botrytis, Cladosporium, Colletotrichum, Fusarium, Helminthosporium, Septoria, Stemphylium, Uromyces
Cedar	Lophodermium, Gymnosporangium
Cherry, ornamental	Alternaria, Cercospora, Cladosporium, Coccoomyces, Coryneum, Fusicladium, Monilinia, Phomopsis, Phyllosticta, Taphrina

Chinese evergreen	Colletotrichum, Gloeosporium
Christmas cactus	Alternaria, Cercospora, Colletotrichum, Fusarium, Phomopsis
Chrysanthemum	Alternaria, Ascochyta, Bipolaris, Botrytis, Cercospora, Cylandrosporium, Helminthosporium, Phyllosticta, Septoria, Stemphylium
Cockscomb (Celosia)	Alternaria, Cercospora
Coleus	Alternaria, Botrytis, Phyllosticta
Columbine	Ascochyta, Botrytis, Cercospora, Puccinia, Rhizoctonia, Septoria
Coryline	Cercospora
Cotoneaster	Cercospora, Phyllosticta, Venturia
Crabapple	Gymnosporangium, Marssonina, Phyllosticta, Septoria, Venturia
Crape myrtle	Cercospora, Phomopsis, Phyllosticta
Croton	Gloeosporium
Cuphea (Mexican heather)	Gloeosporium, Rhizoctonia
Cyclamen	Botrytis, Cladosporium, Fusarium, Glomerella, Phyllosticta, Ramularia
Cypress	Coryneum, Fusarium, Gymnosporangium, Lophodermium, Monochaetia, Pestalotia, Phomopsis
Dahlia	Alternaria, Botrytis, Fusarium, Rhizoctonia
Daisy	Botrytis, Cercospora, Whetzelia
Daisy, Shasta	Cylindrosporium, Septoria, Fusarium
Daisy, Transvall	Alternaria, Botrytis, Gloeosporium
Daylily	Alternaria, Botrytis, Cercospora, Colletotrichum, Phomopsis, Phyllosticta, Puccinia
Delphinium	Ascochyta, Botrytis, Cercospora, Diaporthe, Fusarium, Phyllosticta, Puccinia, Ramularia, Septoria, Volutella
Dieffenbachia	Cephalosporium, Colletotrichum, Gloeosporium, Glomerella, Leptosphaeria
Dogwood	Ascochyta, Botrytis, Cercospora, Colletotrichum, Elsinoe, Phyllosticta, Septoria
Dracaena	Alternaria, Cercospora, Colletotrichum, Fusarium, Phyllosticta
Dusty Miller	Fusarium, Puccinia
Elm	Botryosphaeria, Cephalosporium, Cercospora, Coryneum, Cylindrosporium, Fusarium, Gloeosporium, Monochaetia, Mycosphaerella, Phomopsis, Phyllosticta, Rhizoctonia, Sphaeropsis, Taphrina
Euonymus	Cercospora, Colletotrichum, Gloeosporium, Marssonina, Ramularia, Septoria, Whetzelinia
Fatsia	Alternaria, Cercospora, Colletotrichum, Phyllosticta
Fern	Botrytis, Cercospora, Curvularia, Cylindrosporium, Glomerella, Phyllosticta, Taphrina
Ficus	Alternaria, Ascochyta, Cephalosporium, Cercospora, Cladosporium, Colletotrichum, Fusarium, Gloeosporium, Glomerella, Mycosphaerella, Phomopsis, Stemphylium
Fir (Abies)	Cephalosporium, Lophodermium, Melampsora, Phomopsis, Sphaeropsis
Fir, Douglas	Phaeocryptopus
Fir, Frasier	Phaeocryptopus
Firethorn	Fusarium, Fusicladium, Rhizoctonia
Fittonia	Rhizoctonia
Four-o'clock	Cercospora, Rhizoctonia
Fuchsia	Botrytis, Phomopsis, Septoria
Garden Balsam	Alternaria, Botrytis, Cercospora
Gardenia	Alternaria, Botrytis, Diaporthe, Mycosphaerella, Pestalotia, Phomopsis, Phyllosticta, Rhizoctonia

Geranium	Alternaria, Ascochyta, Bipolaris, Botrytis, Cercospora, Cylindrosporium, Helminthosporium, Puccinia, Ramularia, Rhizoctonia, Septoria, Uromyces, Venturia
Gladiolus*	Alternaria, Botrytis, Cladosporium, Curvularia, Rhizoctonia, Septoria, Stemphylium
Gloxinia	Botrytis, Colletotrichum
Gold Dust Tree	Gloeosporium, Glomerella, Pestalotia, Phyllosticta
Gomphrena	Cercospora
Gypsophila	Botrytis, Rhizoctonia
Hawthorn	Cercospora, Cylindrosporium, Gloeosporium, Gymnosporangium, Monilinia, Mycosphaerella, Phyllosticta, Septoria, Venturia
Hemlock, Eastern (Tsuga)	Botrytis, Cylindrosporium, Melampsora, Rhizoctonia
Hibiscus	Alternaria, Cercospora, Colletotrichum, Fusarium, Phyllosticta
Hickory	Cercospora, Cladosporium, Elsinoe, Fusarium, Gnomonia, Mycosphaerella, Pestalotia, Phyllosticta, Septoria
Holly	Phyllosticta
Hollyhock	Alternaria, Ascochyta, Cercospora, Colletotrichum, Puccinia, Septoria
Honeysuckle	Alternaria, Cercospora, Gloeosporium, Herpobasidium, Phyllosticta
Horse Chestnut	See Buckeye
Hydrangea	Ascochyta, Botrytis, Cercospora, Colletotrichum, Phyllosticta, Rhizoctonia, Septoria
Impatiens	Cercospora, Phyllosticta, Rhizoctonia, Septoria
Indian Hawthorn	Entomosporium
Iris	Ascochyta, Botrytis, Cladosporium, Fusarium, Kabatiella, Phyllosticta, Puccinia, Rhizoctonia
Ivy	Cladosporium, Colletotrichum, Glomerella, Phyllosticta, Ramularia, Rhizoctonia, Sphaeropsis
Jade plant	Gloeosporium, Phomopsis
Juniper	Cercospora, Coryneum, Gymnosporangium, Lophodermium, Pestalotia, Phomopsis, Stigmia
Kalanchoe	Cercospora, Stemphylium
Larkspur	See Delphinium
Laurel, Cherry	Alternaria, Cercospora, Coccomyces, Monilinia, Phyllosticta, Septoria
Laurel, Mountain	Cercospora, Mycosphaerella, Pestalotia, Phomopsis, Rhytisma, Septoria
Lavender, Cotton	Septoria
Lilac	Botrytis, Cercospora, Cladosporium, Cylindrocladium, Gloeosporium
Lily	Botrytis, Cercospora, Cladosporium, Colletotrichum, Fusarium, Puccinia, Ramularia, Rhizoctonia
Lirope	Alternaria, Cercospora, Colletotrichum, Leptothyrium
Lobelia	Botrytis, Cercospora, Puccinia, Rhizoctonia, Septoria
Loquat	Colletotrichum, Fusicladium, Pestalotia, Phyllosticta, Septoria
Magnolia	Alternaria, Cercospora, Cladosporium, Colletotrichum, Glomerella, Rhizoctonia
Mahonia	Cercospora, Cylindrocladium, Gloeosporium, Leptosphaeria, Phomopsis, Phyllosticta, Puccinia
Maple	Alternaria, Cercospora, Ciborinia, Fusarium, Marssonina, Monochaetia, Phomopsis, Phyllosticta, Rhizoctonia, Rhytisma, Septoria, Sphaeropsis, Taphrina, Venturia
Myrtle	Cercospora, Glomerella, Pestalotia
Narcissus	Botrytis, Sclerotinia

Nasturtium	Botrytis, Cercospora, Puccinia
Nannyberry	Botrytis, Cercospora, Cladosporium, Helminthosporium, Monochaetia, Phomopsis, Phyllosticta, Ramularia
Nephthytis	Cephalosporium
Nicotiana	Alternaria
Nierembergia	Botrytis
Oak	Cephalosporium, Cercospora, Cladosporium, Cronartium, Elsinoe, Fusarium, Gloeosporium, Gnomonia, Marssonina, Phyllosticta, Septoria, Taphrina, Venturia
Orchid	Cercospora, Fusicladium, Mycosphaerella, Phyllosticta, Puccinia, Septoria
Osmanthus	Alternaria, Cercospora, Colletotrichum, Phyllosticta
Palm, Areca	Alternaria, Cercospora, Colletotrichum, Phomopsis, Phyllosticta, Septoria
Palm, Arenga	Cercospora, Colletotrichum, Cyindrocladium, Pestalotia, Phoma, Stigmia
Palm, Cabbage	Fusarium, Gloeosporium, Pestalotia, Stigmia
Palm, Coconut	Pestalotia
Palm, Date	Alternaria, Fusarium, Helminthosporium, Pestalotia
Palm, King	Alternaria, Fusarium, Helminthosporium, Pestalotia, Phomopsis
Palm, Phoenix	Alternaria, Cercospora, Fusarium, Gloeosporium, Pestalotia, Phomopsis, Stigmia
Palm, Queen	Glomerella, Septoria
Palm, Royal	Alternaria, Cercospora, Colletotrichum, Helminthosporium
Palm, Washington	Cercospora, Colletotrichum, Cyindrocladium, Pestalotia, Phoma, Stigmia
Pansy	Alternaria, Botrytis, Cercospora, Colletotrichum, Peronospora, Phyllosticta, Ramularia, Rhizoctonia
Peach	Cercospora, Cladosporium, Coryneum, Fusarium, Glomerella, Monilinia, Mycosphaerella, Phomopsis, Phyllosticta, Taphrina
Pear	Alternaria, Botrytis, Cercospora, Cladosporium, Coryneum, Elsinoe, Fusarium, Glomerella, Gymnosporangium, Helminthosporium, Monilinia, Mycosphaerella, Phomopsis, Phyllosticta, Venturia
Peony	Alternaria, Botrytis, Cercospora, Cladosporium, Gloeosporium, Phyllosticta, Septoria
Peperomia	Colletotrichum, Gloeosporium, Rhizoctonia
Periwinkle	Alternaria, Botrytis, Cladosporium, Colletotrichum, Phomopsis, Phyllosticta, Puccinia, Rhizoctonia, Septoria
Petunia	Cercospora, Puccinia, Rhizoctonia, Stemphylium
Philodendron	Gloeosporium, Colletotrichum
Phlox	Ascochyta, Botrytis, Cercospora, Colletotrichum, Phyllosticta, Puccinia, Ramularia, Septoria, Stemphylium, Volutella
Photinia	Cercospora, Gloeosporium, Gymnosporangium, Lophodermium, Pestalotia, Phyllosticta, Septoria
Pieris	Alternaria, Pestalotia, Phyllosticta, Rhytisma
Pilea	Alternaria, Botrytis, Cercospora, Colletotrichum, Helminthosporium, Phyllosticta
Pine, Norfolk Island	Botrytis, Colletotrichum, Cronartium, Cyindrocladium, Fusarium, Lophodermium, Pestalotia, Rhizoctonia, Septoria, Sirococcus
Pine	Alternaria, Botrytis, Cronartium, Fusarium, Lophodermium, Monochaetia, Rhizoctonia, Septoria, Sirococcus
Pittosporium	Alternaria, Cercospora, Gnomonia, Mycosphaerella, Phyllosticta, Rhizoctonia, Septoria
Plane tree	Cercospora, Gnomonia, Phyllosticta, Septoria
Plum, ornamental	Botrytis, Cercospora, Cladosporium, Coccoomyces, Coryneum, Monilinia,

	Phyllosticta, Taphrina
Poinsettia**	Botrytis, Cercospora, Fusarium, Uromyces
Poplar	Cercospora, Ciborinia, Colletotrichum, Cylindrocladium, Fusarium, Marssonina, Melampsora, Mycosphaerella, Phyllosticta, Septoria, Stigmata, Taphrina, Venturia
Portulaca	Rhizoctonia
Pothos	Rhizoctonia
Prayer plant	Alternaria, Drechslera, Glomerella, Puccinia
Primrose	Alternaria, Botrytis, Colletotrichum, Mycosphaerella, Puccinia, Ramularia, Uromyces
Privet	Cercospora, Glomerella, Phomopsis, Phyllosticta, Ramularia
Protea	Botrytis
Pyracantha	Botrytis, Cercospora, Diplodia, Phomopsis, Phyllosticta, Sphaeropsis
Quince, flowering	Cercospora, Fabraea, Gymnosporangium, Septobasidium
Red cedar, western (Thuja)	Keithia (or Didymascella)
Red tip	See Photinia
Redwood, Sequoia	Botrytis, Cercospora, Mycosphaerella, Pestalotia, Phomopsis
Rhododendron	Alternaria, Cercospora, Coryneum, Gloeosporium, Glomerella, Guignardia, Lophodermium, Mycosphaerella, Pestalotia, Phomopsis, Rhizoctonia, Septoria, Venturia
Rose	Alternaria, Bipolaris, Botryosphaeria, Botrytis, Cercospora, Cladosporium, Cylindrocladium, Diplocarpon, Elsinoe, Gloeosporium, Helminthosporium, Leptosphaeria, Monochaetia, Mycosphaerella, Peronospora, Phyllosticta, Septoria
Rosemary	Rhizoctonia
Russian olive	Cercospora, Colletotrichum
Sage	Cercospora, Peronospora, Puccinia, Ramularia, Rhizoctonia
Salvia	Cercospora, Puccinia
Santolina	Botrytis
Senecio	Cercospora, Gloeosporium, Phyllosticta, Puccinia, Ramularia, Septoria
Schefflera	Alternaria
Snakeplant	Fusarium, Gloeosporium
Snapdragon	Alternaria, Bipolaris, Botrytis, Cercospora, Colletotrichum, Drechslera, Fusarium, Helminthosporium, Peronospora, Phyllosticta, Puccinia, Rhizoctonia
Spathiphyllum	Alternaria
Spindletree	See Euonymus
Spirea	Cylindrosporium
Spruce	Ascochyta, Botrytis, Cladosporium, Lophodermium, Rhizoctonia
Spurge	Cercospora, Melampsora, Puccinia
Statice	Alternaria, Ascochyta, Botrytis, Cercospora, Colletotrichum, Rhizoctonia, Uromyces
Strawflower	Fusarium
Sumac	Cercospora, Cladosporium, Fusarium, Phyllosticta, Septoria, Taphrina
Sunflower, ornamental	Alternaria, Puccinia
Syngonium	Cephalosporium, Erwinia, Fusarium
Tulip	Botrytis
Venus flytrap	Colletotrichum
Verbena	Alternaria, Ascochyta, Botrytis, Cercospora, Phyllosticta, Puccinia, Rhizoctonia, Septoria, Stemphylium

Viburnum	Botrytis, Cercospora, Cladosporium, Helminthosporium, Monochaetia, Phomopsis, Ramularia
Walnut	Cercospora, Cladosporium, Cyllindrocladium, Cyllindrosporium, Gnomonia
Willow	Ascochyta, Cercospora, Ciborinia, Cyllindrosporium, Fusicladium, Gloeosporium, Marssonina, Melampsora, Phomopsis, Phyllosticta, Ramularia, Rhytisma, Septoria, Taphrina, Venturia
Wisteria	Alternaria, Cercospora, Colletotrichum, Gloeosporium, Pestalotia
Yucca	Cercospora, Cyllindrosporium, Gloeosporium, Puccinia
Zebra plant	Alternaria, Cercospora, Colletotrichum
Zinnia	Alternaria, Botrytis, Cercospora, Rhizoctonia
*Do not exceed 0.75 lb per 100 gallons on flower spikes.	
**Do not exceed 1.5 lbs per 100 gallons.	
This product is not recommended for the treatment of marigolds due to highly variable plant responses.	

GRASSES: TURF USES (NON-AGRICULTURAL USES)

For use on golf courses, industrial and commercial lawns, and other nonresidential lawns. Not for use on residential lawns. Follow provisions within the Non-Agricultural Use Requirements Box.

Do not apply by chemigation.

Golf Courses: for cool season grasses; greens, tees and aprons – do not apply more than 5 applications per year at a maximum application rate of 17.4 lb ai/A per application.

For cool season grasses; fairways – do not apply more than 4 applications per year at a maximum application rate of 17.4 lb ai/A per application.

For warm season grasses; greens, tees and aprons – do not apply more than 4 applications per year at a maximum application rate of 17.4 lb ai/A per application.

All Other Turf:

- do not apply more than 4 applications per year at a maximum application rate of 17.4 lb ai/A per application
- do not allow less than a 10-day interval between applications

CROP	DISEASE/PEST	RATE (oz. or lbs.)	TIMING/INTERVAL	COMMENTS
Golf courses, industrial (office park), and municipal lawns	Algae	6 oz. in 3 to 5 gal/1000 sq. ft: 16 lbs in 130-220 gals/ac	Begin when algae begins to appear. Repeat at 10-day intervals as long as condition persists.	Do not use on grasses grown for seed. Do not use on grasses intended for grazing, such as range or pasture grasses.
	Copper Spot* Fusarium Blight* (F. roseum), Red Thread* Slime Molds* (Mucilago, Physarum, Fuligo)	4 to 8. oz. in 3 to 5 gal/1000 sq. ft.: 11-22 lb in 130-220 gal/A. When conditions are unusually favorable for disease, use 6-8 oz./1000 sq. ft. (16-22 lbs/A).	Begin application when disease appears. Repeat at 10-day intervals as long as condition persists.	Do not graze treated areas or feed clippings to livestock.
	Gray Leaf Spot* (Pyricularia grisea) Pythium Blight* (Pythium sp.)	8 oz. in 3 to 5 gal/1000 sq. ft.: 22 lb in 130-220 gal/A.		

	Dollar Spot* (<i>Sclerotinia</i>)	6 to 8 oz. in 3 to 5 gal/1000 sq. ft.: 16-22 lb in 130-220 gal/A. When conditions are unusually favorable for disease, use 6-8 oz./1000 sq. ft. (16-22 lbs/A).		
	Fusarium Snow Mold*	6 to 8 oz. in 3 to 5 gal/1000 sq. ft.: 16-22 lb in 130-220 gal/A. When conditions are unusually favorable for disease, use 6-8 oz./1000 sq. ft. (16-22 lbs/A).	Apply at 2 to 6 week intervals during winter.	
	Leaf Spot (<i>Helminthosporium spp.</i>) Rhizoctonia solani Brown Patch	4 oz. in 3 to 5 gals/1000 sq. ft.: 11 lbs in 130-220 gals/A.	Begin when disease appears. Repeat at 10-day intervals as long as condition persists.	
	Leaf Rust, Stem Rust, Stripe Rust	4 oz. in 3 to 5 gals/1000 sq. ft.: 11 lbs in 130-220 gals/A.	Begin when disease threatens. Repeat at 10-day intervals as long as disease persists.	

GRASSES: SODFARMS (AGRICULTURAL CROP USE)

For sodfarm applications, follow provisions within the Agricultural Use Requirements box.
 Harvesting of treated turf is prohibited until 120 hours following application.

- Do not apply more than 4 applications per year at a maximum application rate of 17.4 lb ai/A per application.
- Do not allow less than a 10-day interval between applications.

CROP	DISEASE/PEST	RATE (oz. or lbs.)	TIMING/INTERVAL	COMMENTS
Sod Farm	Algae	6 oz. in 3 to 5 gal/1000 sq. ft.: 16 lbs in 130-220 gals/ac	Begin when algae begins to appear. Repeat at 10-day intervals as long as condition persists.	Do not use on grasses grown for seed.
	Copper Spot Fusarium Blight (<i>F. roseum</i>), Red Thread Slime Molds	4 to 8. oz. in 3 to 5 gal/1000 sq. ft.: 11-22 lb in 130-220 gal/A.	Begin when disease appears. Repeat at 10-day intervals as long as condition persists.	Do not use on grasses intended for grazing, such as range or pasture grasses.
	Gray Leaf Spot (<i>Pyricularia grisea</i>)	8 oz. in 3 to 5 gal/1000 sq. ft.: 22 lb in 130-220 gal/A.	Begin at first sign of disease; apply at 10 day intervals or more often during favorable disease conditions.	Do not graze treated areas or feed clippings to livestock.

	<p>Dollar Spot (<i>Sclerotinia</i>)</p>	<p>6 to 8 oz. in 3 to 5 gal/1000 sq. ft.: 16-22 lb in 130-220 gal/A.</p> <p>When conditions are unusually favorable for disease, use 6-8 oz./1000 sq. ft. (16-22 lbs/A) and reduce intervals to 3-5 days.</p>	<p>Begin when grass greens up in spring/10-14 days.</p>	
	<p>Pink (Fusarium) Snow Mold</p>	<p>6 to 8 oz. in 3 to 5 gal/1000 sq. ft.: 16-22 lb in 130-220 gal/A.</p> <p>When conditions are unusually favorable for disease, use 6-8 oz./1000 sq. ft. (16-22 lbs/A) and reduce intervals to 3-5 days.</p>	<p>Apply at 2 to 6 week intervals during winter.</p>	
	<p>Leaf Spot (<i>Helminthosporium spp.</i>) Rhizoctonia solani Brown Patch</p>	<p>4 oz. in 3 to 5 gals/1000 sq. ft.: 11 lbs in 130-220 gals/A.</p>	<p>Begin when disease appears. Repeat at 10-day intervals as long as condition persists.</p>	
	<p>Pythium Blight</p>	<p>8 oz. in 3 to 5 gal/1000 sq. ft.: 22 lb in 130-220 gal/A.</p>	<p>Repeat at 5-day intervals, or more frequently if conditions are favorable for disease development.</p>	
	<p>Leaf Rust, Stem Rust, Stripe Rust</p>	<p>4 oz. in 3 to 5 gals/1000 sq. ft.: 11 lbs in 130-220 gals/A.</p>	<p>Begin when disease threatens. Repeat at 10-day intervals as long as disease persists.</p>	

SEED TREATMENTS

For commercial treatment only. Do not treat seed at or immediately before planting. Users making commercial seed applications must follow provisions within the Non-Agricultural Use Requirements Box. Users conducting seed treatments on agricultural establishments must follow provisions within the Agricultural Use Requirements Box.

Seed to be treated must be clean and well-cured prior to treatment.

MANZATE PRO-STICK must be applied to dry seed with conventional slurry or mist seed treating equipment, or as a plant-box application. For best results, seed must be covered uniformly with fungicide. For seed treatment, a dye must be added to the Manzate Pro-Stick treating slurry which will impart an unnatural color to the seed.

Seeds that have been treated with this product that are then packaged or bagged for future use must contain the following labeling on the outside of the seed package or bag:

“Treated Seed, treated with the fungicide mancozeb – Do Not Use for Food, Feed or Oil Purposes.

When opening this bag or loading/pouring the treated seed, wear long-sleeved shirt, long pants, shoes, socks, chemical resistant gloves, and a NIOSH-approved respirator with a dust/mist filter with MSHA/NIOSH approval number prefix TC-21C or any R, P, or HE filter.

After the seeds have been planted, do not enter or allow worker entry into treated areas during the restricted-entry interval (REI) of 24 hours. Exception: Once the seeds are planted in soil or other planting media, the Worker Protection Standard allows workers to enter the treated area without restriction if there will be no worker contact with the soil/media subsurface. Excess treated seed may be used for ethanol production only if (1) byproducts are not used for livestock feed and (2) no measurable residues of pesticide remain in ethanol byproducts that are used in agronomic practice.”

CROP	DISEASES	SEED TREATMENT RATE-APPLY AS A SLURRY OZ. PRODUCT/BU	OZ. PRODUCT/100 LBS.
Barley	Bunt, Covered Smut, Damping-Off, Fake Loose Smut, Seed Decay, Seedling Blights	1.3 to 2.0	2.7 to 4.2
Corn	Damping-Off, Seed Rot, Seedling Blights	1.5 to 3.0	2.7 to 5.4
Cotton Acid Delinted	Damping-Off, Seedling Blights	--	3.0
Cotton Reginned	Damping-Off, Seedling Blights	--	6.0
Flax	Seed Decay, Seedling Blights, Damping-Off	2.0 to 4.0	3.6 to 7.1
Oat	Damping-Off, Seedling Blights, Seed Decay, Smuts	1.3 to 2.0	4.0 to 6.3
Peanut (Shelled)	Damping-Off, Seed Rots, Seedling Blights	2.0 to 4.0	8.0 to 16.0
Rice	Achyla, Other Soil and Seedborne Fungi Causing Seed Rot and Reduced Seedling Vigor	--	2.0 to 4.0 Apply before, during or after soaking in water
Rye	Bunt, Covered Smut, Damping-Off, Seed Decay, Seedling Blights	1.3 to 2.0	2.3 to 3.6

Safflower	<i>Puccinia carthami</i> (Which Causes Foot-and-Rot Disease and Foliage Rust Disease)	--	2.0
Sorghum	Covered Kernel Smut, Damping-Off, Seedling Blights, Seed Rots	1.5 to 2.5	2.7 to 4.5
Tomato	Damping-Off, Seedling Blights, Seed Rots	--	8.0
Wheat (including Triticale)	Bunt, Covered Smut, Damping-Off, Seed Decay, Seedling Blights	1.3 to 2.0	2.2 to 3.3

CHRISTMAS TREES: Plantations and Nurseries

Aerial application: Apply 1 to 2 lb per acre using a minimum rate of 10 gallons of spray per acre during aerial applications.

Application of dilute sprays: Apply as thorough coverage spray using 1 to 2 lb per acre of 1 to 2 lbs per 100 gallons of water. Begin application at first sign of disease and repeat every 7 to 10 days. Use the shortest spray interval during periods of frequent rain, when severe disease conditions persist or during periods of rapid plant growth. This product may be used alone or in combination with other fungicides.

Use Site	Diseases Controlled	Application rate (lb product/A or Lb product/100 gal)
Christmas trees, including fir, spruce, pine	Ascochyta, Alternaria, Botrytis, Cephalosporium, Cladosporium, Cronartium, Fusarium, Lophodermium, Melampsora, Monchaetia, Phomopsis, Rhizoctonia, Septoria, Sirococcus, Sphaeropsis	1 to 2 lbs/A or 1 to 2 lb per 100 gallons, make applications at 7 to 10 day intervals.

STORAGE AND DISPOSAL

Do not contaminate water, food or feed by storage or disposal.

PESTICIDE STORAGE: Important-Never allow MANZATE PRO-STICK to become wet during storage. This may lead to certain chemical changes which will reduce the effectiveness of MANZATE PRO-STICK as a fungicide and create vapors which may be flammable. Keep container closed when not in use. Store product in original container only, away from other pesticides, fertilizer, food or feed in a secure dry area.

PESTICIDE DISPOSAL: Wastes resulting from the use of this product may be disposed of on site or at an approved waste disposal facility.

CONTAINER DISPOSAL: Nonrefillable container. Do not reuse or refill this container. Completely empty bag into application equipment. Then offer for recycling if available, or dispose of empty bag in a sanitary landfill or by incineration, or, if allowed by state and local authorities, by burning. If burned, stay out of smoke.

ATTENTION: This product contains mancozeb and ETU, chemicals known to the State of California to cause cancer in laboratory animals. ETU is also known to the State of California to cause birth defects or other reproductive harm in laboratory animals.

**IMPORTANT INFORMATION
READ BEFORE USING PRODUCT**

**CONDITIONS OF SALE AND LIMITATION OF
WARRANTY AND LIABILITY**

NOTICE: Read the entire Directions for Use and Conditions of Sale and Limitation of Warranty and Liability before buying or using this product. If the terms are not acceptable, return the product at once, unopened, and the purchase price will be refunded.

The Directions for Use of this product reflect the opinion of experts based on field use and tests, and must be followed carefully. It is impossible to eliminate all risks associated with the use of this product. Crop injury, ineffectiveness or other unintended consequences may result because of such factors as manner of use or application, weather or crop conditions, presence of other materials or other influencing factors in the use of the product, which are beyond the control of United Phosphorus, Inc. or Seller. Handling, storage, and use of the product by Buyer or User are beyond the control of United Phosphorus, Inc. and Seller. All such risks shall be assumed by Buyer and User, and Buyer and User agree to hold United Phosphorus, Inc. and Seller harmless for any claims relating to such factors.

TO THE EXTENT CONSISTENT WITH APPLICABLE LAW, UNITED PHOSPHORUS, INC. AND SELLER MAKE NO WARRANTIES OF MERCHANTABILITY OR OF FITNESS FOR A PARTICULAR PURPOSE NOR ANY OTHER EXPRESS OR IMPLIED WARRANTY EXCEPT AS STATED ON THIS LABEL.

To the extent consistent with applicable law, United Phosphorus, Inc. or Seller shall not be liable for any incidental, consequential or special damages resulting from the use or handling of this product and **THE EXCLUSIVE REMEDY OF THE USER OR BUYER, AND THE EXCLUSIVE LIABILITY OF UNITED PHOSPHORUS, INC. AND SELLER FOR ANY AND ALL CLAIMS, LOSSES, INJURIES OR DAMAGES (INCLUDING CLAIMS BASED ON BREACH OF WARRANTY, CONTRACT, NEGLIGENCE, TORT, STRICT LIABILITY OR OTHERWISE) RESULTING FROM THE USE OR HANDLING OF THIS PRODUCT, SHALL BE THE RETURN OF THE PURCHASE PRICE OF THE PRODUCT OR, AT THE ELECTION OF UNITED PHOSPHORUS, INC. OR SELLER, THE REPLACEMENT OF THE PRODUCT.**

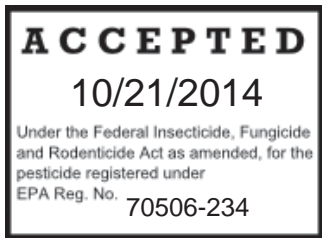
United Phosphorus, Inc. and Seller offer this product, and Buyer and User accept it, subject to the foregoing conditions of sale and limitations of warranty and of liability, which may not be modified except by written agreement signed by the duly authorized representative of United Phosphorus, Inc.

Manzate is a registered trademark of United Phosphorus, Inc.

Rev. 07/22/2014



Supplemental Label



MANZATE PRO-STICK FUNGICIDE

EPA Reg. No. 70506-234

For Use on Broccoli, Cabbage, Lettuce (Head and Leaf), and Peppers

THIS SUPPLEMENTAL LABEL EXPIRES ON December 31, 2017 AND MUST NOT BE USED OR DISTRIBUTED AFTER THIS DATE.

DIRECTIONS FOR USE

It is a violation of Federal law to use this product in a manner inconsistent with its labeling.

IMPORTANT

Read the label affixed to the container for MANZATE PRO-STICK, EPA Reg. No. 70506-234 before applying. Carefully follow all precautionary statements and applicable use directions.

This Supplemental Label contains new or supplemental instructions for use of this product which do not appear on the package label. Follow the instructions carefully. This labeling must be in the possession of the user at the time of pesticide application.

Read the Limitation of Warranty and Liability on the container labeling before buying or using MANZATE PRO-STICK. If terms are not acceptable, return the unopened package at once to Seller for full refund of purchase price paid. Otherwise, use by Buyer or any other User constitutes acceptance of the terms of Limitation of Warranty and Liability on the container label.

USE RATES AND APPLICATION TIMINGS

CROP	DISEASES CONTROLLED	RATE OF MANZATE PRO-STICK PER APPLICATION LBS/ACRE	TIMING/INTERVALS	RESTRICTIONS/COMMENTS
Broccoli	Alternaria Leaf Spot Downy Mildew	1.6 – 2.1 lb/A	Begin applications prior to disease development and when conditions are favorable for disease development. Apply at 7 to 10-day intervals, if needed. Use higher specified rates when conditions favor disease.	Do not apply more than 12.8 lbs product (9.6 lbs mancozeb) /A per season. Minimum retreatment interval is 7 days. Minimum preharvest interval is 7 days. Do not apply this product with a U-boom device.

CROP	DISEASES CONTROLLED	RATE OF MANZATE PRO-STICK PER APPLICATION LBS/ACRE	TIMING/INTERVALS	RESTRICTIONS/COMMENTS
				<p>Aerial applications of Manzate Pro-Stick on broccoli requires that occupational handlers performing mixing/loading operations observe the additional mitigation measures of wearing a particulate respirator with an N, R, or P filter, NIOSH approval prefix TX-84-A.</p>
Cabbage	<p>Alternaria Leaf Spot Downy Mildew</p>	1.6 – 2.1 lb/A	<p>Begin applications prior to disease development and when conditions are favorable for disease development.</p> <p>Apply at 7 to 10-day intervals, if needed. Use higher specified rates when conditions favor disease.</p>	<p>Do not apply more than 12.8 lbs product (9.6 lbs mancozeb)/A/season.</p> <p>Minimum retreatment interval is 7 days.</p> <p>Minimum preharvest interval is 7 days.</p> <p>Do not apply this product with a U-boom device.</p> <p>Aerial applications of Manzate Pro-Stick on cabbage requires that occupational handlers performing mixing/loading operations observe the additional mitigation measures of wearing a particulate respirator with an N, R, or P filter, NIOSH approval prefix TX-84-A.</p>
Lettuce (Head, Leaf)	<p>Anthrachnose Downy Mildew</p>	1.6 – 2.1 lb/A	<p>Begin applications prior to disease development and when conditions are favorable for disease development.</p> <p>Apply at 7 to 10-day intervals, if needed. Use higher specified rates when conditions favor disease.</p>	<p>Remove residues from head lettuce by stripping and trimming.</p> <p>In California, do not apply more than 8.5 lbs product (6.4 lbs mancozeb)/A/ crop and do not apply within 14 days of harvest.</p> <p>In states other than California, do not apply more than 12.8 lbs product (9.6 lbs mancozeb)/A/crop and do not apply</p>

CROP	DISEASES CONTROLLED	RATE OF MANZATE PRO-STICK PER APPLICATION LBS/ACRE	TIMING/INTERVALS	RESTRICTIONS/COMMENTS
				<p>within 10 days of harvest.</p> <p>For all states: minimum retreatment interval is 7 days. Do not apply this product with a U-boom device.</p> <p>Aerial applications of Manzate Pro-Stick on lettuce requires that occupational handlers performing mixing/loading operations observe the additional mitigation measures of wearing a particulate respirator with an N, R, or P filter, NIOSH approval prefix TX-84-A.</p>

CROP	DISEASES CONTROLLED	RATE OF MANZATE PRO-STICK PER APPLICATION LBS/ACRE	TIMING/INTERVALS	RESTRICTIONS/COMMENTS
Pepper	Anthracnose Bacterial Spot (<i>Xanthomonas axonopodis</i> pv. <i>vesicatoria</i>) Cercospora Leaf Spot (Frogeye Spot) Phytophthora Blight Ripe Rot	West of the Mississippi: 1.6 – 2.1 lb/A	Begin applications prior to disease development and when conditions are favorable for disease development. Apply at 7 to 10-day intervals, if needed. Use higher specified rates when conditions favor disease.	Do not apply more than 12.8 lbs product (9.6 lbs mancozeb)/A/season. Minimum retreatment interval is 7 days. Minimum preharvest interval is 7 days. Do not apply this product with a U-boom device. Aerial applications of Manzate Pro-Stick on pepper requires that occupational handlers performing mixing/loading operations observe the additional mitigation measures of wearing a particulate respirator with an N, R, or P filter, NIOSH approval prefix TX-84-A.

CROP	DISEASES CONTROLLED	RATE OF MANZATE PRO-STICK PER APPLICATION LBS/ACRE	TIMING/INTERVALS	RESTRICTIONS/COMMENTS
		East of the Mississippi: 1.6 – 3.2 lb/A	Begin applications prior to disease development and when conditions are favorable for disease development. Apply at 7 to 10-day intervals, if needed. Use higher specified rates when conditions favor disease.	Do not apply more than 19.2 lbs product (14.4 lbs mancozeb)/A/season. Minimum retreatment interval is 7 days. Minimum preharvest interval is 7 days. Do not apply this product with a U-boom device. Aerial applications of Manzate Pro-Stick on pepper requires that occupational handlers performing mixing/loading operations observe the additional mitigation measures of wearing a particulate respirator with an N, R, or P filter, NIOSH approval prefix TX-84-A.

Rev08/15/2014