

UNITED STATES ENVIRONMENTAL PROTECTION AGENCY
WASHINGTON, DC 20460



OFFICE OF CHEMICAL SAFETY
AND POLLUTION PREVENTION

October 21, 2014

Sherry Hutcheson
Regulatory Affairs Manager
United Phosphorus, Inc.
630 Freedom Business Center, Suite 402
King of Prussia, PA 19406

Subject: Label Amendment – addition of respirator for broccoli, cabbage, lettuce and pepper uses- master and supplemental labels
Product Name: Penncozeb 75 DF
EPA Registration Number: 70506-185
Application Date: 5/6/2014, resubmissions dated 8/4/2014 & 8/15/2014
Decision Number: 491586


Dear Ms. Hutcheson:

The amended label and supplemental label referred to above, submitted in connection with registration under the Federal Insecticide, Fungicide and Rodenticide Act, as amended, is acceptable.

A stamped copy of your labeling is enclosed for your records. The master labeling supersedes all previously accepted master labeling. The supplemental labeling supercedes the previously accepted version of this supplemental labeling. The next label printing of this product must use this labeling unless subsequent changes have been approved. You must submit one copy of the final printed labeling before you release the product for shipment with the new labeling. In accordance with 40 CFR 152.130(c), you may distribute or sell this product under the previously approved labeling for 18 months from the date of this letter. After 18 months, you may only distribute or sell this product if it bears this new revised labeling or subsequently approved labeling. "To distribute or sell" is defined under FIFRA section 2(gg) and its implementing regulation at 40 CFR 152.3.

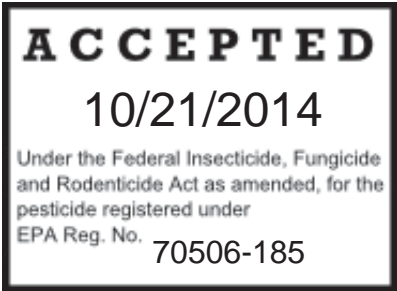
Your release for shipment of the product constitutes acceptance of these conditions. If these conditions are not complied with, the registration will be subject to cancellation in accordance with FIFRA section 6. If you have any questions, please contact me by phone at 703-305-5410, or via email at johnson.hope@epa.gov.

Sincerely,

A handwritten signature in black ink, appearing to read "Hope Johnson". The signature is fluid and cursive, with the first name "Hope" and the last name "Johnson" clearly distinguishable.

Hope Johnson, Product Manager 21
Fungicide Branch
Registration Division (7505P)
Office of Pesticide Programs

Enclosure



Penncozeb 75DF
Label amendment – clean copy
July 24, 2014

GROUP	M3	FUNGICIDE
-------	----	-----------

PENNCOZEB[®] 75DF

DRY FLOWABLE FUNGICIDE

for Agricultural, Seed Treatment, and Turf & Ornamental Uses

ACTIVE INGREDIENT:

Mancozeb: A coordination product of zinc ion and manganese ethylene bisdithiocarbamate 75.0%

Manganese++ 15.0%

Zinc++ 1.9%

Ethylenebisdithiocarbamate ion (C₄H₆N₂S₄) 58.1%

OTHER INGREDIENTS: 25.0%

TOTAL: 100.0%

KEEP OUT OF REACH OF CHILDREN
CAUTION

Si usted no entiende la etiqueta, busque a alguien para que se la explique a usted en detalle. (If you do not understand the label, find someone to explain it to you in detail.)

FIRST AID

If on skin or clothing

- Take off contaminated clothing.
- Rinse skin immediately with plenty of water for 15-20 minutes.
- Call a poison control center or doctor for treatment advice.

If in eyes

- Hold eye open and rinse slowly and gently with water for 15-20 minutes.
- Remove contact lenses, if present, after the first 5 minutes, then continue rinsing eye.
- Call a poison control center or doctor for treatment advice.

If inhaled

- Move person to fresh air.
- If person is not breathing, call 911 or an ambulance, and then give artificial respiration, preferably by mouth, if possible.
- Call a poison control center or doctor for further treatment advice.

If swallowed

- Call poison control center or doctor immediately for treatment advice.
- Have person sip a glass of water if able to swallow.
- Do not induce vomiting unless told to do so by the poison control center or doctor.
- Do not give anything by mouth to an unconscious person.

Have the product container or label with you when calling a poison control center or doctor, or going for treatment. For emergency medical assistance, call the Rocky Mountain Poison Control Center at 1-866-673-6671.

For chemical emergency: spill, leak, fire, exposure, or accident, call CHEMTREC at 1-800-424-9300

EPA Registration No. 70506-185	EPA Establishment No.
United Phosphorus, Inc.	Net Contents : _____ lbs.
630 Freedom Business Center, Suite 402	

King of Prussia, PA 19406

**PRECAUTIONARY STATEMENTS
HAZARDS TO HUMANS (AND DOMESTIC ANIMALS)
CAUTION**

Harmful if absorbed through skin. Avoid contact with skin, eyes, or clothing.

PERSONAL PROTECTIVE EQUIPMENT (PPE)

Some materials that are chemical-resistant to this product are natural rubber and polyethylene. If you want more options, follow the instructions for category A on an EPA chemical-resistance category selection chart.

Mixers, loaders, applicators and other handlers must wear:

- Long-sleeved shirt and long pants
- Protective eyewear when mixing or loading
- Shoes plus socks

Chemical-resistant gloves made of any waterproof material (except pilots in enclosed cockpits).

- Aerial applications of Penncozeb 75DF on broccoli, cabbage, lettuce (leaf and head), and peppers requires that occupational handlers performing mixing/loading operations observe the additional mitigation measures of wearing a particulate respirator with an N, R, or P filter, NIOSH approval prefix TC-84-A.

See engineering controls for additional requirements.

Follow manufacturer's instructions for cleaning/maintaining PPE. If no such instructions for washables exist, use detergent and hot water. Keep and wash PPE separately from other laundry. Discard clothing or other absorbent materials that have been drenched or heavily contaminated with this product's concentrate. Do not reuse them.

ENGINEERING CONTROLS STATEMENTS

When handlers use closed systems, enclosed cabs, or aircraft in a manner that meets the requirements listed in the Worker Protection Standard (WPS) for agricultural pesticides [40 CFR 170.240 (d) (4-6)], the handler PPE requirements may be reduced or modified as specified in the WPS.

Pilots must use an enclosed cockpit that meets the requirements listed in the Worker Protection Standard (WPS) for agricultural pesticides [40 CFR 170.240 (d) (6)],

Human flagging is prohibited. Flagging to support aerial application is limited to the use of Global Positioning System (GPS) or mechanical flaggers.

USER SAFETY RECOMMENDATIONS:

Users should:

- Wash hands before eating, drinking, chewing gum, using tobacco, or using the toilet.
- Remove clothing/PPE immediately if pesticide gets inside, then wash thoroughly and put on clean clothing.
- Remove PPE immediately after handling this product. Wash the outside of gloves before removing. As soon as possible, wash thoroughly and change into clean clothing.

ENVIRONMENTAL HAZARDS

This pesticide is toxic to aquatic organisms. Drift and runoff from treated areas may be hazardous to aquatic organisms in neighboring areas. Do not apply directly to water, to areas where surface water is present or to inter-tidal areas below the mean high water mark. Do not contaminate water when cleaning equipment or disposing of equipment washwater or rinsate.

CHEMICAL HAZARDS

Do not allow to become wet during storage. This may lead to certain chemical changes which will reduce the effectiveness of the product as a fungicide and create vapors which may be flammable. Keep container closed when not in use.

DIRECTIONS FOR USE

It is a violation of Federal law to use this product in a manner inconsistent with its labeling.

Do not apply this product in a way that will contact workers or other persons, either directly or through drift. Only protected handlers may be in the area during application. For any requirements specific to your State or Tribe, consult the agency responsible for pesticide regulation.

AGRICULTURAL USE REQUIREMENTS

Use this product only in accordance with its labeling and with the Worker Protection Standard, 40 CFR part 170. This Standard contains requirements for the protection of agricultural workers on farms, forests, nurseries, and greenhouses, and handlers of agricultural pesticides. It contains requirements for training, decontamination, notification, and emergency assistance. It also contains specific instructions and exceptions pertaining to the statements on this label about personal protective equipment (PPE), and restricted-entry interval. The requirements in this box only apply to uses of this product that are covered by the Worker Protection Standard.

Do not enter or allow worker entry into treated areas during the restricted entry interval (REI) of 24 hours.

PPE required for early entry to treated areas that is permitted under the Worker Protection Standard and that involves contact with anything that has been treated, such as plants, soil, or water, is:

- Coveralls over long-sleeved shirt and long pants
- Chemical-resistant gloves made of any waterproof material
- Shoes and socks

Do not apply this product in a way that will contact workers or other persons, either directly or through drift. Only protected handlers may be in the area during application.

For any requirements specific to your state or tribe, consult the agency responsible for pesticide regulation.

NON-AGRICULTURAL USE REQUIREMENTS

The requirements in this box apply to uses of this product that are NOT within the scope of the Worker Protection Standard for agricultural pesticides (40CFR Part 170). The WPS applies when this product is used to produce agricultural plants on farms,

forests, nurseries, or greenhouses.

Do not enter or allow others to enter the treated area until sprays have dried.

PRODUCT INFORMATION FOR AGRICULTURAL USES

PENNCOZEB 75DF is a dry flowable fungicide containing a coordination product of zinc ion and manganese ethylenebisdithiocarbamate, and is for use as a spray for the control of many important plant diseases.

INSTRUCTIONS FOR APPLICATION FOR AGRICULTURAL USES

All aerial and ground application equipment must be properly maintained and calibrated using appropriate carriers or surrogates.

FOR AERIAL APPLICATION use at the rate indicated in sufficient water for thorough coverage, a minimum of 2 gallons per acre for field crops and 10 gallons per acre for orchard crops. Use a Spreader Sticker at rate of 4 fl. oz. per 100 gallons spray if needed. Add product slowly to water in the spray tank with agitation, or premix thoroughly in separate holding tank for concentrate or aircraft sprayers. Continuous agitation is required to keep the product in suspension.

When dosage ranges are given, use the higher rate and shorter intervals under severe disease pressure, but do not exceed the maximum rate or apply more frequently than the minimum interval given in the directions for that crop.

Maximum Seasonal Poundage When Used In Conjunction With One or More Other EBDC Products

FOLIAR APPLICATIONS

Where EBDC Products Used Allow The Same Maximum Poundage of Active Ingredient Per Acre Per Season

If more than one product containing an EBDC active ingredient (maneb, mancozeb, or metiram) is used on a crop during the same growing season and the EBDC products used allow the same maximum poundage of active ingredient per acre per season, then the total poundage of all such EBDC products used must not exceed any one of the specified individual EBDC product maximum seasonal poundage of active ingredient allowed per acre.

Where EBDC Products Used Allow Different Maximum Poundage of Active Ingredient Per Acre Per Season

If more than one product containing an EBDC active ingredient is used on a crop during the same growing season and the EBDC products used allow different maximum poundage of active ingredient per acre per season, then the total poundage of all such EBDC products used must not exceed the lowest specified individual EBDC product maximum seasonal poundage of active ingredient allowed per acre.

SEED TREATMENT

In addition to the maximum number of foliar applications permitted by the formula stated above, a single application for seed treatment may be made on crops which have registered seed treatment uses.

SPRAY DRIFT MANAGEMENT

A variety of factors including weather conditions (e.g. wind direction, wind speed, temperature, relative humidity) and method of application (e.g. ground, aerial, airblast, and chemigation) can

influence pesticide drift. The applicator must evaluate all factors and make appropriate adjustments when applying this product.

Do not apply at wind speeds greater than 15 mph

If applying at wind speeds less than 3mph, the applicator must determine if a) conditions of temperature inversion exist, or b) stable atmospheric conditions exist at or below nozzle height.

Do not make applications into areas of temperature inversions or stable atmospheric conditions.

Applicators must follow all state and local pesticide drift requirements regarding application of mancozeb. Where states have more stringent regulations, they must be observed.

All aerial and ground application equipments must be properly maintained and calibrated using appropriate carriers and surrogates.

Additional requirements for aerial application:

The boom length must not exceed 75% of the wingspan or 90% of the rotor blade diameter. Release spray at the lowest height consistent with efficacy and flight safety. Do not release spray at a height greater than 10 feet above the crop canopy unless a greater height is required for aircraft safety.

When applications are made with a crosswind, the swath must be displaced downwind. The applicator must compensate for this displacement at the up and downwind edge of the application area by adjusting the path of the aircraft upwind.

Additional requirements for ground boom application:

Do not apply with a nozzle height greater than 4 feet above the crop canopy.

CHEMIGATION

GENERAL INSTRUCTIONS

Apply this product only through sprinkler irrigation systems including center pivot, lateral move, end tow, side (wheel) roll, traveler, big gun, solid set, or hand move. Do not apply this product through any other type of irrigation system.

Crop injury, lack of effectiveness, or illegal pesticide residues in the crop can result from non-uniform distribution of treated water.

If you have any questions about calibration, you should contact State Extension Service specialists, equipment manufacturers or other experts.

A person knowledgeable of the chemigation system and responsible for its operation, or under the supervision of the responsible person, shall shut the system down and make necessary adjustments should the need arise.

Do not connect chemigation system to any public water system. Public water system means a system for the provision of piped water for human consumption if such system has at least 15 service connections or regularly serves an average of at least 25 individuals daily at least 60 days out of the year.

SYSTEM REQUIREMENTS

Systems utilizing a pressurized water and pesticide injection system must meet the following requirements:

The system must contain a functional check valve, vacuum relief valve, and low pressure drain appropriately located on the irrigation pipeline to prevent water source contamination from backflow.

The pesticide injection pipeline must contain a functional, automatic, quick-closing check valve to prevent the flow of fluid back toward the injection pump.

The pesticide injection pipeline must also contain a functional, normally closed, solenoid-operated valve located on the intake side of the injection pump and connected to the system interlock to prevent fluid from being withdrawn from the supply tank when the irrigation system is either automatically or manually shut down.

The system must contain functional interlocking controls to automatically shut off the pesticide injection pump when the water pump motor stops.

The irrigation line or water pump must include a functional pressure switch which will stop the water pump motor when the water pressure decreases to the point where pesticide distribution is adversely affected.

Systems must use a metering pump, such as a positive displacement injection pump (e.g., diaphragm pump) effectively designed and constructed of materials that are compatible with pesticides and capable of being fitted with a system interlock.

INSTRUCTIONS FOR SPRINKLER (OVERHEAD) IRRIGATION:

Observe the requirements in the System Requirements section.

Do not apply when wind speed favors drift beyond the area intended for treatment.

Apply PENNCOZEB 75DF only through systems containing anti-siphon and check valves designed to prevent water source contamination or overflow of the mix tank and containing interlocking controls between the metering device and the water pump to insure simultaneous shut-off.

Maintain a gentle continuous agitation in mix tank during mixing and application to assure a uniform suspension.

Greater accuracy in calibration and distribution will be achieved by injecting a larger volume of a more dilute suspension per unit time.

Application of more than recommended quantities of irrigation water per acre may result in decreased product performance.

Do not apply when wind speed favors drift, when system connections or fittings leak, when nozzles do not provide uniform distribution or when lines containing the product cannot be flushed and must be dismantled and drained. In a center pivot system, block the nozzle set nearest the well/pivot/injection unit to prevent spray being applied to this area.

Where sprinkler distribution patterns do not overlap sufficiently, unacceptable disease control may result.

Allow sufficient time for pesticide to be flushed through all lines and all nozzles before turning off irrigation water.

PENNCOZEB 75DF may be applied in conjunction with chemically neutral liquid fertilizers.

Application in conjunction with highly alkaline fertilizers, such as aqueous ammonia, may cause a degradation of the pesticide, resulting in reduced performance and should be avoided.

Check local restrictions and requirements regarding sprinkler irrigation applications, as they may vary from state to state.

SPRAY PREPARATION:

Remove scale, pesticide residues, and other foreign matter from the chemical tank and entire injector system. Flush with clean water.

Prepare a suspension of PENNCOZEB 75DF in a mix tank. Fill the tank with 1/2 or 3/4 the desired amount of water. Start mechanical or hydraulic agitation. Slowly add the required amount of PENNCOZEB 75DF and then the remaining volume of water.

APPLICATION INSTRUCTIONS:

Set sprinkler system to deliver 0.1 to 1.25 inches of water per acre. Volumes of water higher than this may reduce efficacy. Start sprinkler and then uniformly inject the suspension of PENNCOZEB 75DF into the irrigation water line so as to deliver the desired rate per acre. The suspension of PENNCOZEB 75DF should be injected with a positive displacement pump into the main line ahead of a right angle turn to insure adequate mixing.

NOTE: When treatment with PENNCOZEB 75DF has been completed, do not irrigate the treated area for 24 to 48 hours to prevent washing the chemical off the crop.

FIELD CROPS

CROPS	DISEASES	RATE LBS PRODUCT /ACRE	DIRECTIONS
Almonds	Blossom Blight (<i>Monilinia spp.</i>) Shothole (<i>Stigmia spp.</i>)	6.4	Begin application at dormant to popcorn stage, full bloom or petal fall. Reapply every 7 to 10 days if bloom is staggered and weather is rainy. Do not use less than 10 gallons of spray volume per acre if aerially applied. Do not apply more than 19.2 lbs. product (14.4 lbs ai) per acre per use season. Do not make last application later than 5 weeks after petal fall. Do not graze livestock in treated area. Minimum retreatment interval is 7 days. Do not apply this product with a U-boom device.
Field Corn, and Corn Grown for Seed	Common Rust Gray Leaf Spot Helminthosporium Leaf Blight	1.0-1.5	Start application at the onset of disease and repeat as needed. Do not apply more than 16 lbs. product (12 lbs. active ingredient) per season. Do not apply within 40 days of harvest.
Peanuts	Cercospora Leaf Spot Rust	1.0-2.0	Begin applications when disease first appears and repeat at 7- to 14-day intervals, using shorter interval under severe disease pressure. Do not feed treated vines to livestock. Do not use more than 17 lbs. product (12.8 lbs. active ingredient) per acre per season. Do not apply

			within 14 days of harvest.
Peanuts (tank-mix with Topsin M)	Ascochyta Web Blotch Cercospora Leaf Spot Limb Rot Rust	1.5 lb Penncozeb 75DF plus 0.35 lbs a.i. Topsin® M	Begin applications when disease first appears and repeat at 7- to 14-day intervals, using shorter interval during humid weather. Do not feed treated vines to livestock. Do not use more than 17 lbs. Penncozeb 75DF (12.8 lbs. active ingredient) per acre per season. Do not apply within 14 days of harvest.
Sugar beets	Cercospora Leaf Spot Rust	1.5-2.0	Begin applications when disease first threatens and repeat at 7-10 day intervals. Do not apply more than 15 lbs. product (11.2 lbs. active ingredient) per acre per season. Do not apply within 14 days of harvest.
Wheat Barley Oats Rye Triticale	Helminthosporium Leaf Spot Leaf Rust Scab (head blight)* Septoria Glume Blotch Septoria Leaf Spot Tan Spot	1.0-2.0	Start application at onset of disease or when plants are in tillering to jointing stage and repeat at 7- to 10-day intervals. Do not make more than 3 applications in one season. Do not apply more than 6.4 lbs. product (4.8 lbs. active ingredient) per acre per crop. Pre-Harvest Interval (PHI) is at Feekes Growth Stage 10.5 (typically 35-45 days), but no less than 26 days (46-day pre-harvest interval in California.) Do not graze livestock in treated areas prior to harvest.

*In California - scab control on wheat only

VEGETABLE CROPS

CROPS	DISEASES	RATE LBSPROD UCT/ACRE	DIRECTIONS
Asparagus	Cercospora Leaf Spot Rust	2.0	Begin applications when rust first appears and repeat at 10 day intervals as needed. Use only on ferns after spears have been harvested. Do not apply more than 8.5 lbs. product (6.4 lbs. active ingredient) per acre per season. Do not apply within 180 days of harvest. (In California and Arizona, the PHI is 120 days).
Broccoli	Alternaria Leaf Spot Downy Mildew	1.6 – 2.1 lb/A	Begin applications prior to disease development and when conditions are favorable for disease development.

CROPS	DISEASES	RATE LBS/PROD UCT/ACRE	DIRECTIONS
			<p>Apply at 7 to 10-day intervals, if needed. Use higher specified rates when conditions favor disease.</p> <p>Do not apply more than 12.8 lbs product (9.6 lbs mancozeb) /A per season. Minimum retreatment interval is 7 days. Minimum preharvest interval is 7 days. Do not apply this product with a U-boom device.</p> <p><u>Aerial applications of Penncozeb 75DF on broccoli requires that occupational handlers performing mixing/loading operations observe the additional mitigation measures of wearing a particulate respirator with an N, R, or P filter, NIOSH approval prefix TC-84-A.</u></p>
Cabbage	Alternaria Leaf Spot Downy Mildew	1.6 – 2.1 lb/A	<p>Begin applications prior to disease development and when conditions are favorable for disease development. Apply at 7 to 10-day intervals, if needed. Use higher specified rates when conditions favor disease.</p> <p>Do not apply more than 12.8 lbs product (9.6 lbs mancozeb)/A/season.</p> <p>Minimum retreatment interval is 7 days.</p> <p>Minimum preharvest interval is 7 days.</p> <p>Do not apply this product with a U-boom device.</p> <p><u>Aerial applications of Penncozeb 75DF on cabbage requires that occupational handlers performing mixing/loading operations observe the additional mitigation measures of wearing a particulate respirator with an N, R, or P filter, NIOSH approval prefix TC-84-A.</u></p>
Corn,	Common Rust	1.0 - 1.5	East of the Mississippi (including Arkansas

CROPS	DISEASES	RATE LBS/PROD UCT/ACRE	DIRECTIONS
sweet corn used for fresh and processing, popcorn, and sweet corn used for seed production, including hybrid seed	Gray Leaf Spot Helminthosporium Leaf Blight	1.0 - 1.5	and Louisiana) Apply in sufficient water for thorough coverage. Start applications when disease first appears and repeat at 4-7 day intervals. Do not apply within 7 days of harvest. Do not feed treated forage (plant stalk and leaves) to livestock. Do not apply more than 24 lbs. product (18 lbs. active ingredient) per acre per crop. West of the Mississippi (except Arkansas & Louisiana) Apply in sufficient water for thorough coverage. Start applications when disease first appears and repeat at 4 - 7 day intervals. Do not apply within 7 days of harvest. Do not feed treated forage (plant stalk and leaves) to livestock. Do not apply more than 8 lbs. product (6.0 lbs. active ingredient) per acre per crop.
Cucurbits: Chayote, Chinese waxgourd, Citronmelon Cucumber, Gherkin, <i>Momordica</i> spp., Muskmelon, Pumpkin, Squash (Summer and Winter), Watermelon	Alternaria Leaf Spot Anthracnose Cercospora Leaf Spot Downy Mildew Gummy Stem Blight Pythium Fruit Rot Scab	2.0 - 3.0	Start application when the plants are in the two-leaf stage and repeat at 7 to 10-day intervals. Use sufficient water and direct spray to provide thorough coverage of both upper and lower leaf surfaces. Do not apply more than 25.6 lbs. product (19.2 lbs. active) per acre per crop. Do not apply within 5 days of harvest. Some cantaloupe varieties (i.e. Harvest Queen, Gold Star, Super Star, Sweet and Early, and Saticoy) are sensitive to Penncozeb 75DF fungicide. Consult State and Cooperative Extension Service Specialist prior to use.
Fennel	Early Blight Late Blight	1.5 - 2.0	Apply when disease threatens. Make applications as needed on a 7-10 day interval. Do not use more than 17 lbs. product (12.8 lbs. active ingredient) per season . Do not apply within 14 days of harvest.
Ginseng	Alternaria Blight	2.0	Start applications when disease first threatens and repeat every 7 to 10 days as needed. In Wisconsin, apply with ground equipment and a minimum of 80 gallons of water per acre. Do not apply more than 24 lbs. product (18 lbs. active ingredient). Do not apply within 30 days of harvest.

CROPS	DISEASES	RATE LBS/PRODUCTION/ACRE	DIRECTIONS
Lettuce (Head,Leaf)	Anthracnose Downy Mildew	1.6 – 2.1 lb/A	<p>Begin applications prior to disease development and when conditions are favorable for disease development. Apply at 7 to 10-day intervals, if needed. Use higher specified rates when conditions favor disease.</p> <p>Remove residues from head lettuce by stripping and trimming. In California, do not apply more than 8.5 lbs product (6.4 lbs mancozeb)/A/ crop and do not apply within 14 days of harvest. In states other than California, do not apply more than 12.8 lbs product (9.6 lbs mancozeb)/A/crop and do not apply within 10 days of harvest.</p> <p>For all states: minimum retreatment interval is 7 days. Do not apply this product with a U-boom device.</p> <p><u>Aerial applications of Penncozeb 75DF on lettuce requires that occupational handlers performing mixing/loading operations observe the additional mitigation measures of wearing a particulate respirator with an N, R, or P filter, NIOSH approval prefix TC-84-A.</u></p>
Melons cantaloupes, casabas, crenshaws, honeydews	Alternaria Leaf Spot Anthracnose Cercospora Leaf Spot Downy Mildew Gummy Stem Blight	2.0-3.0	<p>Apply as soon as plants begin to run or when disease threatens. Spray on a 7-10 day interval as necessary using higher rate and/or shorter intervals under severe disease pressure. Do not apply more than 25.6 lbs. product (19.2 lbs. active ingredient) per acre per season. Do not apply within 5 days of harvest.</p> <p>Some cantaloupe varieties (i.e. Harvest Queen, Gold Star, Super Star, Sweet and Early, and Saticoy) are sensitive to Penncozeb 75DF fungicide. Consult State and Cooperative Extension Service Specialist prior to use.</p>

CROPS	DISEASES	RATE LBSPROD UCT/ACRE	DIRECTIONS
Onions (Dry Bulb) garlic and shallots	Botrytis Leaf Blight Downy Mildew Neck Rot Purple Blotch Rust	2.0-3.0	Begin applications when diseases are first reported in the area. Repeat at 7 day intervals throughout the season. Do not apply within 7 days of harvest; do not apply to exposed bulbs. Do not apply more than 32 lbs. product (24.0 lbs. active ingredient) per acre per crop. Do not allow spray or drift to contact bulbs after lifting from soil.
Onions (Furrow Drench)	Damping Off Seed Rots Seedling Blights Smut	3.0	Apply as a furrow drench at time of planting onion seeds. Use 75 to 125 gallons of water per acre. Do not use more than 3.2 lbs. product (2.4 lbs. active ingredient) per 29,000 linear feet of row (18 inch spacing). Do not use in California.
Pepper	Anthracnose Bacterial Spot (<i>Xanthomonas axonopodis</i> pv. <i>vesicatoria</i>) Cercospora Leaf Spot (Frogeye Spot) Phytophthora Blight Ripe Rot	West of the Mississippi: 1.6 – 2.1 lb/A	Begin applications prior to disease development and when conditions are favorable for disease development. Apply at 7 to 10-day intervals, if needed. Use higher specified rates when conditions favor disease. Do not apply more than 12.8 lbs product (9.6 lbs mancozeb)/A/season. Minimum retreatment interval is 7 days. Minimum preharvest interval is 7 days. Do not apply this product with a U-boom device. Aerial applications of Penncozeb 75DF on pepper requires that occupational handlers performing mixing/loading operations observe the additional mitigation measures of wearing a particulate respirator with an N, R, or P filter, NIOSH approval prefix TC-84-A.

CROPS	DISEASES	RATE LBS/PRODUCT/ACRE	DIRECTIONS
		East of the Mississippi: 1.6 – 3.2 lb/A	<p>Begin applications prior to disease development and when conditions are favorable for disease development. Apply at 7 to 10-day intervals, if needed. Use higher rates when conditions favor disease.</p> <p>Do not apply more than 19.2 lbs product (14.4 lbs mancozeb)/A/season. Minimum retreatment interval is 7 days. Minimum preharvest interval is 7 days.</p> <p>Do not apply this product with a U-boom device.</p> <p>Aerial applications of Penncozeb 75DF on pepper requires that occupational handlers performing mixing/loading operations observe the additional mitigation measures of wearing a particulate respirator with an N, R, or P filter, NIOSH approval prefix TX-84-A.</p>
Potatoes	Early Blight Late Blight	0.5- 2.0	<p>Begin applications when plants are 4-6 inches high by applying 0.5 to 1.1 lbs. product (0.4 to 0.8 lbs. active ingredient) per acre. As the vines increase in size, apply 1.6 to 2.1 lbs. product (1.2 to 1.6 lbs active ingredient) per acre at 5 to 10 day intervals or 0.8 to 1.1 lbs. product (0.6 to 0.8 lbs active ingredient) per acre at 3 to 5 day intervals. Do not apply more than 15 lbs. product (11.2 lbs. active ingredient) per acre per crop. Do not apply within 14 days of harvest (except in Connecticut, Delaware, Florida, Maine, Massachusetts, Michigan, New Hampshire, New York, Ohio, Pennsylvania, Rhode Island, Vermont, Wisconsin when a 3 day PHI is allowed). It is recommended that this product be used within an Integrated Pest Management Program. Vine kill should occur 14 days before harvest.</p>
Potato Seed-	Fusarium Seed		

CROPS	DISEASES	RATE LBS/PRODUCTION/ACRE	DIRECTIONS
Piece Treatment	Piece Decay Seedborne Common Scab		<p>Dip whole or cut seed pieces in mixture of 1¼ lbs. of product per 50 gallons of water, drain and plant immediately. If seed pieces are to be held before planting, spread out to dry in a cool place. Do not use treated seed pieces for food or feed purposes.</p> <p>APPLICATION RESTRICTIONS Seeds/seed-pieces that have been treated with this product that are then packaged or bagged for future use must contain the following labeling on the outside of the seed/seed-piece package or bag:</p> <ul style="list-style-type: none"> • When opening this bag or loading/pouring the treated seed, wear long-sleeved shirt, long pants, shoes, socks, chemical resistant gloves, and a NIOSH-approved respirator with a dust/mist filter with MSHA/NIOSH approved number prefix TC-21C or any R, P, or HE filter. • Treated Seed/Seed-Pieces – Do Not Use for Food, Feed, or Oil Purpose. • After the seeds/seed-pieces have been planted, do not enter or allow worker entry into treated areas during the restricted-entry interval (REI) of 24 hours. Exception: Once the seeds are planted in soil or other planting media, the Worker Protection Standard allows workers to enter the treated area without restriction if there will be no worker contact with the soil media subsurface.
Squash (Summer) edible gourds	Anthracnose Downy Mildew	2.0 - 3.0	Start applications when plants are in the two-leaf stage. Spray on a 7-10 day interval as needed using higher rate and/or shorter intervals under severe disease pressure. Do not apply more than 25.6 lbs. product (19.2 lbs. active ingredient) per acre per season.

CROPS	DISEASES	RATE LBSPROD UCT/ACRE	DIRECTIONS
			Do not apply within 5 days of harvest.
Tomatoes	Anthracnose Early Blight Late Blight Gray Leaf Mold Gray Leaf Spot Septoria Leaf Spot	0.75 - 3.0	East of the Mississippi Begin applications when seedlings emerge or transplants are set. Repeat applications of 0.75-1.5 lbs product (0.6 - 1.2 lbs active ingredient) per acre at 3-7 day intervals, or 1.5-3.0 lbs product (1.2-2.4 lbs active ingredient) per acre at 7-10 day intervals throughout the season. Do not apply within 5 days of harvest. Do not apply more than 22.4 lbs. product (16.8 lbs. active ingredient) per acre per crop. West of the Mississippi Begin applications when seedlings emerge or transplants are set. Repeat applications of 0.75-1.0 lbs product (0.6 - 0.8 lbs active ingredient) per acre at 3-7 day intervals, or 1.5-2.0 lbs product (1.2-1.6 lbs active ingredient) per acre at 7-10 day intervals throughout the season. Do not apply more than 6.4 lbs. active ingredient (8.5 lbs. product) per acre per season. Do not apply within 5 days of harvest.
	Bacterial Speck and Spot	0.75 - 2.0	Use a full rate of a fixed copper fungicide in a tank mix combination with a half to full rate of Penncozeb 75DF. Follow application intervals specified on the copper fungicide label.

FRUIT CROPS

CROPS	DISEASES	RATE LBS PRODUCT/A CRE	DIRECTIONS

FOR POME FRUITS Use either the "Pre-Bloom/Bloom Use" or "Extended Application" schedules DO NOT COMBINE OR INTEGRATE THE TWO TREATMENT SCHEDULES.			
Apples Crabapples Pears Quince	Fabraea Leaf Spot Flyspeck Rusts (including Cedar Apple) Scab Sooty Blotch	6.4	PRE-BLOOM/BLOOM USE: Begin applications at 1/4 to 1/2 inch green tip and continue on a 7- to 10-day application schedule through bloom. Do not apply more than 25.6 lbs. product (19.2 lbs. active ingredient) per acre per year.
		3.2	EXTENDED APPLICATION OR TANK MIX: For implementation of IPM programs, applications based on tree-row volume or for use as a resistance management tool: begin applications at ¼ to ½ inch green tip and continue applications on a 7- to 10-day schedule through the second cover spray. Do not apply more than 22.4 lbs. product (16.8 lbs. active ingredient) per acre per year. It is recommended that this product be used in an Integrated Pest Management Program.
		Do not apply within 77 days of harvest.	Apply in a minimum of 50 gallons of water per acre. Do not graze livestock in treated areas.
Bananas Plantain	Sigatoka	2.0-3.0	Apply when leaves first appear and repeat as needed on a 14-21 day interval. Do not apply more than 32 lbs. product (24 lbs. active ingredient) per acre per season. May be applied up to the day of harvest.
Cranberries	Fruit Rot	3.0-6.0	Begin applications at early bloom and repeat at 7-10 day intervals. Do not apply within 30 days of harvest. Do not apply more than 19.2 lbs. product (14.4 lbs. active ingredient) per acre per season.

CROPS	DISEASES	RATE LBS PRODUCT/A CRE	DIRECTIONS
Grapes	Black Rot Bunch Rot Downy Mildew Phomopsis (Deadarm)	1.5 - 4.0 1.5 - 2.5	<p>East of the Rocky Mountains Apply when shoots are ½ to 1½ inches long. Continue at 7-10 day intervals. Do not apply within 66 days of harvest. Do not apply more than 25.6 lbs. product (19.2 lbs. active ingredient) per acre per season.</p> <p>West of the Rocky Mountains Apply when shoots are ½ to 1½ inches long. Continue at 7-10 day intervals. Do not apply within 66 days of harvest. Do not apply more than 8 lbs. product (6.0 lbs. active ingredient).</p> <p>For late season control of black rot, deadarm, and downy mildew, the use of other approved fungicides is suggested.</p> <p>California:-Do not apply after bloom</p>
Large Tropical Fruit: Canistel, Mamey Sapote Mango, Sapodilla, Star Apple (caimito), White Sapote	Anthracnose Black Spot (Cercospora) Phytophthora Fruit Rot	2.0 – 2.5	Start applications at flowering and continue at 14 to 21-day intervals. Direct spray to crown and blossom area. Use 20 to 100 gallons water per acre. Do not apply more than 37.3 lbs. product (28 lbs. active ingredient) per acre per growing season. Applications may be made up to the day of harvest.
Small Tropical Fruit: Atemoya, Cherimoya, Custard Apple Sugar Apple, Sweetsop	Anthracnose	2.0 – 2.5	Begin applications at flowering and continue at approximately 7-day intervals. Applications made with aerial equipment must be made in a minimum of 5 gal/acre. Do not apply more than 35 lbs. product (26.25 lbs. active ingredient) per acre per growing cycle. Applications may be made up to the day of harvest.
Papayas	Anthracnose Black Spot Cercospora	1.5-2.0	Apply first when disease pressure threatens and continue on a 14-21 day interval. Do not apply more than

	Phytophthora Fruit Rot		37.3 lbs. product (28 lbs. active ingredient) per acre per season. Do not make more than 14 applications per year. Applications can be made up to the day of harvest.

MISCELLANEOUS

CROPS	DISEASES	RATE LBSPRODU CT/ACRE	COMMENTS
Christmas Trees (Conifer)	Lophodermium needle cast Pine Gall Rust Scirrhia Brown Spot	2 to 4 lbs. per acre	Begin application in spring or early summer before infection occurs. Repeat after heavy rains and at two week intervals as long as needed.
Douglas Fir	Swiss Needle Cast		
Asparagus Crown (Planting Stock)	Crown Rot	1 lb per 100 gal.	Place loosely packed crowns into a burlap bag and soak, with gentle agitation, in the fungicide solution for 5 minutes. Remove bag, drain well, and plant crowns as soon as possible. A tank large enough to hold a single burlap bag will treat 2 bags of crowns. Clean dipping suspension should then be prepared in a clean tank. Dirty crowns should be pre-washed to remove excess soil. Do not use in California.
Caprifig	Assorted molds Endosepsis (Fusarium)	1 lb per 25 gal.	Prepare mamme figs by making a shallow cut through the eye and then hand dividing to avoid wasp injury. Submerge mamme figs in the fungicide suspension for a minimum of 15 minutes. The fungicide suspension should be stirred frequently to prevent settling out. Fresh dipping solution should be used after treating 4 or 5 batches of figs. After treatment, figs should be drained prior to placement in trees. Do not use in California.

SEED TREATMENT – Not For This Use in California

Seeds to be treated should be cleaned and well cured prior to treatment. PENNCOZEB 75DF may be applied to dry seed with conventional slurry or mist seed treating equipment or as a planter-box application. For best results, the seed must be completely and uniformly covered with fungicide. For seed treatment, a dye must be added to PENNCOZEB 75DF which will impart an unnatural color to the seed.

APPLICATION RESTRICTIONS

Seeds/seed-pieces that have been treated with this product that are then packaged or bagged for future use must contain the following labeling on the outside of the seed/seed-piece package or bag:

- When opening this bag or loading/pouring the treated seed, wear long-sleeved shirt, long pants, shoes, socks, chemical resistant gloves, and a NIOSH-approved respirator with a dust/mist filter with MSHA/NIOSH approved number prefix TC-21C or any R, P, or HE filter.
- Treated Seed/Seed-Pieces – Do Not Use for Food, Feed, or Oil Purpose.
- After the seeds/seed-pieces have been planted, do not enter or allow worker entry into treated areas during the restricted-entry interval (REI) of 24 hours. Exception: Once the seeds are planted in soil or other planting media, the Worker Protection Standard allows workers to enter the treated area without restriction if there will be no worker contact with the soil media subsurface.

CROP	DISEASES CONTROLLED	RATE OF PENNCOZEB 75DF PER APPLICATION		REMARKS
		OZ. /BU.	OZ./100 LBS.	
Barley	Covered Smut Damping-off False Loose Smut Seed Rots Seedling Blights	1.4 to 2.1	2.9 to 4.5	For planter box treatment only
Corn (field)	Damping-off Seed Rots Seedling Blights	1.6 to 3.2	2.9 to 5.8	
Cotton (acid delinted)	Damping-off Seedling Blights		3.2	
(reginned)	Damping-off Seedling Blights		6.4	
Flax	Damping-off Seed Rots Seedling Blights	2.1 to 4.3	3.8 to 7.6	

CROP	DISEASES CONTROLLED	RATE OF PENNCOZEB 75DF PER APPLICATION		REMARKS
		OZ. /BU.	OZ./100 LBS.	
Oats	Damping-off Seed Rots Seedling Blights Smuts	1.4 to 2.1	4.3 to 6.7	For planter box treatment only
Peanuts (shelled)	Damping-off Seed Rots Seedling Blights	2.1 to 4.3	8.5 to 17.1	
Rice	Damping-off Seed Rots Seedling Blights		2.1 to 4.3	Apply before, during and after soaking in water
Rye	Bunt Damping-off Seed rots Seedling blights	1.4 to 2.1	2.5 to 3.8	For planter box treatment only
Safflower	Seedborne rust (Puccinia carthami)		2.1	
Sorghum	Covered Kernel Smut Damping-off Seed Rots Seedling Blights	1.6 to 2.7	2.9 to 4.8	
Tomatoes	Damping-off Seed Rots Seedling Blights		8.5	
Wheat	Bunt Damping-off Seed Rots Seedling Blights	1.4 to 2.1	2.3 to 3.5	For planter box treatment only

PRODUCT INFORMATION FOR TURF & ORNAMENTAL USES

PENNCOZEB 75DF is a dry flowable containing a coordination product of zinc ion and manganese ethylenebisdithiocarbamate and is labeled for use as a spray for the control of many important plant diseases. When used according to directions, it provides very high fungicidal activity and can be safely used on both turf grasses and certain ornamentals. PENNCOZEB 75DF is a broad-spectrum protectant fungicide which provides control of most common turf grass diseases and it is also effective in controlling many fungal diseases of certain ornamentals. Diseases of turf grass and ornamentals can attack suddenly and unexpectedly causing severe

damage and may even result in total loss of large areas of valuable turf grass and ornamental plants. The use of a regular protective spray program will minimize the risk of disease damage and can generally be accomplished with lower rates and less frequent fungicide applications. Once diseases have become established, higher rates of fungicide and more frequent applications are required to bring them under control. Follow a regular protective program for maximum product performance.

INSTRUCTIONS FOR APPLICATION FOR TURF & ORNAMENTAL USES

To mix: Slowly add PENNCOZEB 75DF into half-filled spray tank while the agitator is running to form a well-mixed suspension. If tank-mixing with other materials, add soluble materials (those that form a true solution) first. Then add emulsifiable concentrates (those that form an emulsion in water) in that order after the PENNCOZEB 75DF. Wettable powder products may be mixed at the same time as PENNCOZEB 75DF. PENNCOZEB 75DF is compatible with most commonly used pesticides. Read and observe the most restrictive precautionary statements and other information appearing on product labels used in mixtures.

For air application: Use at rate indicated in sufficient water for thorough coverage or a minimum of 2 gallons per acre. Use a spreader-sticker at label-recommended rates for the desired use as needed. Add product slowly to water in the spray tank with agitation or premix thoroughly in separate holding tank for concentrate or aircraft sprayers. Follow similar mixing order instructions as stated above for best results. Continuous agitation is required to keep the product in suspension.

TURF- COMMERCIAL SOD FARMS- Not for residential use
Not for use in California

Start applications when grass greens-up in the spring or when disease first appears, and repeat at a minimum of a 10-day intervals. When conditions are especially favorable for disease development, apply maximum fungicide use rate on a 10-day spray schedule. Apply in sufficient water to provide adequate coverage.

TURF TOLERANCE- Treated turfgrass should be maintained in a vigorous growing condition. Turfgrass under stress will not respond to fungicide treatments as well as well-maintained turfgrass. Turfgrass tolerance to this product has been found to be acceptable, however, this product and tank mixtures with other products have not been tested on all varieties of every turfgrass species or under all possible growing conditions. If user is unfamiliar with the performance of Penncozeb 75DF or tank mixtures, under user growing conditions, treat a limited area of turfgrass prior to initiating large-scale applications.

Harvesting of treated turf is prohibited until 120 hours (5-days) following application. There is a maximum of four applications allowed per year and a maximum application rate of 17.4 lb ai/A (23.2lbs product) per application.

Crop	Diseases Controlled	Rate per Application oz/1000 Sq. Ft.	Remarks for Use)	Restrictions
-------------	----------------------------	---	-----------------------------	---------------------

Assorted Grasses	Helminthosporium melting out	4		Do not graze treated areas. Do not use on grasses intended for grazing, such as range or pasture grasses. Do not feed clippings to livestock. Do not use on grasses grown for seed.
	Rust (leaf, stem, stripe)	4		
	Copper Spot Fusarium Blight Red Thread Slime Mold	4 to 8		
	Algae	6		
	Dollar Spot	6 to 8		
	Rhizoctonia Brown Patch	4		
	Pythium Blight	8		
	Fusarium Snow Mold	6 to 8	Apply at 2- to 6-week intervals during winter.	

COMMERCIAL (NON-SOD FARM) TURF APPLICATIONS

Intended for use only by professional applicators For use on all fine turf applications such as commercial lawns, cemeteries, parks and golf course greens, tees and fairways of cool season and warm season grasses (such as Bent, Bermuda, Bluegrass, Fescue, Rye, St. Augustine and Zoysia types) or their mixtures. PENNCOZEB 75DF is not phytotoxic to any of the above-mentioned grasses when used in accordance with the label. Refer to Product Use instructions except when more specific instructions are given for individual crops or diseases.

Product Use: PENNCOZEB 75DF is to be used for the prevention and control of the diseases mentioned below. Start preventive applications when conditions for disease occurrence are favorable or when disease first appears and repeat at 10-day intervals or until disease threat is past. When conditions are especially favorable for disease development, apply maximum fungicide use rate on a 10-day spray schedule. For best results, use spray mixture the same day it is prepared. Spray uniformly over the area to be treated with a properly calibrated power sprayer. Apply after mowing or avoid mowing twelve hours after application. Apply labeled rates in sufficient water to obtain thorough coverage, 2-4 gallons per 1,000 square feet suggested for mechanical applications, smaller volumes are acceptable for hand applications and with proper equipment calibration.

Do not use on pasture or range grasses. Do not graze treated areas. Do not feed clippings to livestock. Do not use on grass if grown for seed.

Golf Courses

When treating golf greens, always treat aprons and approaches. There is a minimum of a 10-day interval between applications.

Cool Season grasses; greens, tees and aprons: Maximum of 5 applications per year at a maximum application rate of 17.4lbs ai/A (23.2lbs Penncozeb 75DF) per application.

Cool Season grasses; fairways: Maximum of 4 applications per year at a maximum application rate of 17.4lbs ai/A (23.4lbs Penncozeb 75DF) per application.

Warm Season Grasses; greens, tees, and aprons: Maximum of 4 applications per year at a maximum application rate of 17.4lbs ai/A (23.4lbs Penncozeb 75DF) per application.

Warm Season Grasses; fairways: Maximum of 3 applications per year at a maximum application rate of 17.4lbs ai/A (23.4lbs Penncozeb 75DF) per application.

All Other Turf(other than golf course and sod farm)

There is a maximum of 4 applications per year with a maximum application rate of 17.4 lbs ai/A (23.4 lbs Penncozeb 75DF) per application. There is a minimum of a 10-day interval between applications.

Intended for use only by professional applicators.

Disease(s) Controlled	Rate Oz/1,000 Sq Ft
Copper Spot ,Red Thread, Fusarium Blight (<i>F. roseum</i>), Slime Mold	4-8
Helminthosporium, Melting Out, Rhizoctonia Brown Patch, Rust	4
Pythium Blight, Damping Off Note: Apply at 5-day intervals or more frequently if conditions are especially favorable for disease development.	8
Dollar Spot	6-8
Algae	6
Pink Snow Mold (<i>Microdochium nivale</i>) Note: Apply at 2-week intervals during winter snow-free periods.	6-8
Downy Mildew	6-8

HORTICULTURAL APPLICATIONS
FIELD, NURSERY, GREENHOUSE and LANDSCAPE

Product Use: PENNCOZEB 75DF provides excellent protective activity and is most effective when applied prior to infection periods.

Intended for use only by professional applicators

CROP	DISEASES	PRODUCT REMARKS
ORNAMENTALS COMMERCIAL AND HOMEGARDEN USE		Refer to Product Use Instructions except when more specific directions are given for individual crops and diseases.
PRODUCT USE INSTRUCTIONS		Apply 1½ lb. PENNCOZEB 75DF per 100 gallons of water in full coverage sprays. To improve performance, add 2 - 4 oz of an effective spreader-sticker per 100 gallons of spray. Begin spraying when plants are growing, well leafed out or at first sign of disease. Apply at 7-10 day intervals throughout the season as disease development conditions persist and as the plants grow, or follow State Extension Service recommendations for specific disease control practices. Cut Flowers and Greenhouse Grown Ornamentals: limited to 20 applications per year. Do not use edible portions of any listed plant for food or feed purposes.
African Violet	Botrytis Blight	
Ageratum	Botrytis Blight Rust	
Almond (ornamental)	Leaf Spot	
Alyssum	Leaf Spot	
Anthurium	Anthracnose, Spadix Rot	
Apple (ornamental) – <i>Malus</i> sp	Fabraea Leaf Spot Rust Scab	
Arborvitae	Cercospora Blight	
Areca Palm	Leaf Spot	
Ash, white	Anthracnose Cylindrosporium Leaf Spot	
Ash, Mountain	Entomosporium Leaf Spot Guignardia Leaf Blotch	

Aster	Leaf Spot	
Aster, perennial	Puccinia Rusts	
Aucuba, japonica	Alternaria Leaf Spot Anthracnose	
Azalea	Cylindrocladium Rot Petal Blight Phytophthora Twig and Bud Blight	Apply in full coverage spray 2 to 3 times a week, while flowers are opening. Direct spray into flowers and thoroughly spray ground under bushes.
Begonia	Botrytis Blight	
Bougainvillea	Leaf Spot	
Boxwood	Leaf Spot	
Buffaloberry	Cylindrosporium Leaf Spot	
Camellia	Petal Blight	Apply in full coverage spray 2 to 3 times a week, while flowers are opening. Direct spray into flowers and thoroughly spray ground under bushes.
Carnation	Rust Septoria Leaf Spot	
Cedar, Red	Cercospora Blight Phomopsis Blight	
Chrysanthemum	Ascochyta Blight	Apply at 1 to 2 lbs. per 100 gallons or 1½ level tablespoons per gallon in full coverage spray.
	Botrytis Petal Spot Rust	Apply twice weekly during the blooming season.
Cockscomb	Alternaria Leaf Spot	
Conifers (Christmas Trees)	Lophodermium Needle Cast Pine Gall Rust Scirrhia Brown Spot	Begin application in spring or early summer before infection occurs. Repeat after heavy rains and at two-week intervals as long as needed.
Cordyline	Cercospora Leaf Spot	
Crabapple (ornamental)	Cedar Apple Rust Scab Sphaeropsis Leaf Spot	
Cypress, Arizona	Cercospora Blight Monochaetia Canker	
Dahlia	Botrytis Blight	
Delphinium	Botrytis Blight	
Dieffenbachia	Leptosphaeria Brown Spot	

Dogwood, flowering	Anthracnose	Apply when buds begin to open, when bracts have fallen, 4 weeks later, and again in late summer after flower buds for next season have formed.
	Elsinoe Leaf Spot Septoria Leaf Spot	
Dracaena	Fusarium Leaf Spot	
Elm	Black Leaf Spot	
Euonymus	Anthracnose	
Fatsia	Anthracnose	
Ferns	Rhizoctonia Blight	
	Anthracnose	Apply 2-3 times weekly as needed through chemigation or air blast spray to thoroughly wet the entire plant canopy. PENNCOZEB 75DF may be tank mixed with other systemic products as recommended by the local extension services for enhanced control.
Ficus	Cercospora Leaf Spot	
Fig (ornamental)	Cylindrocladium Leaf Spot	
Firethorn	Fusicladium Scab	
Fir, Douglas	Swiss Needle Cast	
Fir, Fraser	Swiss Needle Cast	
Fuchsia	Botrytis Blight Rust	
Geranium	Rust	
Gladiolus	Curvularia Leaf Spot Botrytis Blossom Blight	On flower spikes, use at ¼ lb. per 100 gallons. Make weekly applications starting before diseases appear and increase to 2 or 3 applications per week during periods of heavy disease and during rainy weather.
Gloxinia	Botrytis Blight	
Gypsophila	Botrytis Blight	
Hawthorn	Cedar Apple Rust Fabraea Leaf Spot Frogeye Leaf Spot Hawthorn Rust Scab	
Hickory	Gnomonia Leaf Spot	
Holly	Purple Spot	
Hollyhock	Anthracnose Cercospora Leaf Spot Puccinia Rust	
Honeysuckle	Herpobasidium Blight	

Horsechestnut	Alternaria Leaf Spot Guignardia Leaf Blotch	
Hydrangea	Botrytis Blight Cercospora Leaf Spot	
Impatiens	Botrytis Blight	
Iris	Didymellina Leaf Spot Mycoshaerella Leaf Spot Mystrosporium Ink Spot	
Juniper	Phomopsis Blight	
Larkspur	Rust	
Laurel, Mountain	Cercospora Leaf Spot Petal Blight	Apply in full coverage spray 2 to 3 times a week, while flowers are opening. Direct spray into flowers and thoroughly spray ground under bushes.
Ligustrum	Cercospora Leaf Spot	
Lily	Botrytis Blight	
Magnolia	Gloeosporium Leaf Spot	
Maple	Alternaria Leaf Spot Phyllosticta Leaf Spot	Do not use on Sugar maples intended for the production of maple syrup.
Narcissus	Botrytis Blight (fire) Smoulder	
Oak	Actinopelte Leaf Spot Taphrina Leaf Blister	
Orchids	Botrytis Blossom Blight	
Oxalis	Rust	
Pansy	Anthracoze	
Pear (ornamental)	Fabraea Leaf Spot Rust Scab	
Peony	Phythophthora Blight Botrytis Blight	Apply in early spring and early fall, drenching soil around plants as well as the foliage. Promptly destroy all infected plant parts.
Peperomia	Cercospora Leaf Spot	
Petunia	Botrytis Blight	
Philodendron	Dactylaria Leaf Spot Phytophthora Leaf Spot	
Phlox	Leaf Spot	
Photinia (Red Tip)	Entomosporium Leaf Spot	

Pine, Australia	Cyclaneusma Needle Cast	
Pine Scotch	Cyclaneusma Needle Cast Gall Rust	
Pittosporium	Alternaria Leaf Spot	
Pleomele	Fusarium Leaf Spot	
Poinsettia	Sphaceloma Scab	
Poplar	Rust	
Primrose	Botrytis Blight	
Protea	Botrytis Blight	
Quince – ornamental	Fabraea Leaf Spot Rust Scab	
Rhododendron	Cercospora Leaf Spot Discosia Leaf Spot Petal Blight	Apply in full coverage spray 2 to 3 times a week, while flowers are opening. Direct spray into flowers and thoroughly spray ground under bushes.
Rose	Black Spot Cercospora Leaf Spot Rust	
Rosemary	Rhizoctonia Aerial Blight	
Schefflera	Alternaria Blight	
Skunkbush, sumac	Cylindrosporium Leaf Spot	
Snapdragons	Rust	
Spathaphylum	Myrothecium Leaf Spot	
Statice	Cercospora Frog-eye	
Strawflower	Rust	
Syngonium	Cephalosporium Leaf Spot	
Thorn Apple	Rust	
Tulip	Botrytis Blight (fire)	
Venus Flytrap	Anthraco-nose	
Viburnum	Downy Mildew Ramularia Leaf Spot	
Walnut	Anthraco-nose	Do not use treated walnuts for food or feed purposes.
Zinnia	Leaf Blight	

This product is not recommended for the treatment of Marigolds due to highly variable plant responses.

Note: The Directions for Use of this product and the list of ornamental plants given on this label reflect cumulative inputs from both field use experience and product testing programs.

However, it is impossible to test this product on all ornamental plant species and cultivars. Before treating any ornamental plant for prevention of infection from a listed pathogen, a preliminary trial is suggested on a small scale before a full treatment is applied. Wait 5-7 days after treatment to evaluate results.

STORAGE AND DISPOSAL

Do not contaminate water, food, or feed by storage or disposal.

Pesticide Storage: Store in the original container in a dry area. If allowed to become wet the product will deteriorate and represent a fire hazard. Keep away from sources of ignition (e.g. sparks and open flame). Close bag when not in use. Do not store in a manner where cross-contamination with other pesticides, fertilizers, food or feed could occur. If spilled during storage or handling sweep up spillage and dispose of in accordance with the Pesticide Disposal Instructions listed below.

Pesticide Disposal: Wastes resulting from the use of this product may be disposed of on site or at an approved waste disposal facility.

Container Handling: Nonrefillable container. Do not reuse or refill this container. Completely empty bag into application equipment. Then offer for recycling if available or dispose of empty bag in a sanitary landfill or by incineration or, if allowed by State and local authorities, by burning. If burned, stay out of smoke.

IMPORTANT INFORMATION READ BEFORE USING PRODUCT

CONDITIONS OF SALE AND LIMITATION OF WARRANTY AND LIABILITY

NOTICE: Read the entire Directions for Use and Conditions of Sale and Limitation of Warranty and Liability before buying or using this product. If the terms are not acceptable, return the product at once, unopened, and the purchase price will be refunded.

The Directions for Use of this product reflect the opinion of experts based on field use and tests, and must be followed carefully. It is impossible to eliminate all risks associated with the use of this product. Crop injury, ineffectiveness or other unintended consequences may result because of such factors as manner of use or application, weather or crop conditions, presence of other materials or other influencing factors in the use of the product, which are beyond the control of United Phosphorus, Inc. or Seller. Handling, storage, and use of the product by Buyer or User are beyond the control of United Phosphorus, Inc. and Seller. To the extent consistent with applicable law, all such risks shall be assumed by Buyer and User, and Buyer and User agree to hold United Phosphorus, Inc. and Seller harmless for any claims relating to such factors.

TO THE EXTENT CONSISTENT WITH APPLICABLE LAW, UNITED PHOSPHORUS, INC. AND SELLER MAKE NO WARRANTIES OR MERCHANTABILITY OF OR FITNESS FOR A PARTICULAR PURPOSE NOR ANY OTHER EXPRESS OR IMPLIED WARRANTY EXCEPT AS STATED ON THIS LABEL.

To the extent consistent with applicable law, United Phosphorus, Inc. or Seller shall not be liable for any

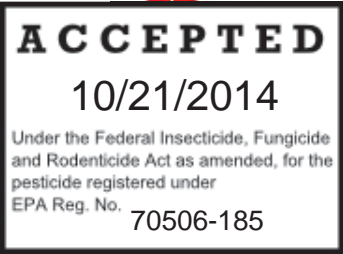
incidental, consequential or special damages resulting from the use or handling of this product and **THE EXCLUSIVE REMEDY OF THE USER OR BUYER, AND THE EXCLUSIVE LIABILITY OF UNITED PHOSPHORUS, INC. AND SELLER FOR ANY AND ALL CLAIMS, LOSSES, INJURIES OR DAMAGES (INCLUDING CLAIMS BASED ON BREACH OF WARRANTY, CONTRACT, NEGLIGENCE, TORT, STRICT LIABILITY OR OTHERWISE) RESULTING FROM THE USE OR HANDLING OF THIS PRODUCT, SHALL BE THE RETURN OF THE PURCHASE PRICE OF THE PRODUCT OR, AT THE ELECTION OF UNITED PHOSPHORUS, INC. OR SELLER, THE REPLACEMENT OF THE PRODUCT.**

United Phosphorus, Inc. and Seller offer this product, and Buyer and User accept it, subject to the foregoing conditions of sale and limitations of warranty and of liability, which may not be modified except by written agreement signed by the duly authorized representative of United Phosphorus, Inc.

Rev. 07/24/2014



Supplemental Label



PENNCOZEB® 75 DF

EPA Reg. No. 70506-185

For Use on Broccoli, Cabbage, Lettuce (Head and Leaf), and Peppers

THIS SUPPLEMENTAL LABEL EXPIRES ON December 31, 2017 AND MUST NOT BE USED OR DISTRIBUTED AFTER THIS DATE.

DIRECTIONS FOR USE

It is a violation of Federal law to use this product in a manner inconsistent with its labeling.

IMPORTANT

Read the label affixed to the container for PENNCOZEB 75 DF, EPA Reg. No. 70506-185 before applying. Carefully follow all precautionary statements and applicable use directions.

This Supplemental Label contains new or supplemental instructions for use of this product which do not appear on the package label. Follow the instructions carefully. This labeling must be in the possession of the user at the time of pesticide application.

Read the Limitation of Warranty and Liability on the container labeling before buying or using PENNCOZEB 75 DF. If terms are not acceptable, return the unopened package at once to Seller for full refund of purchase price paid. Otherwise, use by Buyer or any other User constitutes acceptance of the terms of Limitation of Warranty and Liability on the container label.

USE RATES AND APPLICATION TIMINGS

CROP	DISEASES CONTROLLED	RATE OF PENNCOZEB 75DF PER APPLICATION LBS/ACRE	TIMING/INTERVALS	RESTRICTIONS/COMMENTS
Broccoli	Alternaria Leaf Spot Downy Mildew	1.6 – 2.1 lb/A	Begin applications prior to disease development and when conditions are favorable for disease development. Apply at 7 to 10-day intervals, if needed. Use higher specified rates when conditions favor disease.	Do not apply more than 12.8 lbs product (9.6 lbs mancozeb) /A per season. Minimum retreatment interval is 7 days. Minimum preharvest interval is 7 days. Do not apply this product with a U-boom device. Aerial applications of Penncozeb 75DF on broccoli requires that

CROP	DISEASES CONTROLLED	RATE OF PENNCOZEB 75DF PER APPLICATION LBS/ACRE	TIMING/INTERVALS	RESTRICTIONS/COMMENTS
				occupational handlers performing mixing/loading operations observe the additional mitigation measures of wearing a particulate respirator with an N, R, or P filter, NIOSH approval prefix TC-84-A.
Cabbage	Alternaria Leaf Spot Downy Mildew	1.6 – 2.1 lb/A	Begin applications prior to disease development and when conditions are favorable for disease development. Apply at 7 to 10-day intervals, if needed. Use higher specified rates when conditions favor disease.	Do not apply more than 12.8 lbs product (9.6 lbs mancozeb)/A/season. Minimum retreatment interval is 7 days. Minimum preharvest interval is 7 days. Do not apply this product with a U-boom device. Aerial applications of Penncozeb 75DF on cabbage requires that occupational handlers performing mixing/loading operations observe the additional mitigation measures of wearing a particulate respirator with an N, R, or P filter, NIOSH approval prefix TC-84-A.
Lettuce (Head, Leaf)	Anthracnose Downy Mildew	1.6 – 2.1 lb/A	Begin applications prior to disease development and when conditions are favorable for disease development. Apply at 7 to 10-day intervals, if needed. Use higher specified rates when conditions favor disease.	Remove residues from head lettuce by stripping and trimming. In California, do not apply more than 8.5 lbs product (6.4 lbs mancozeb)/A/ crop and do not apply within 14 days of harvest. In states other than California, do not apply more than 12.8 lbs product (9.6 lbs mancozeb)/A/crop and do not apply within 10 days of harvest. For all states: minimum retreatment interval is 7 days. Do not apply this product with a U-

CROP	DISEASES CONTROLLED	RATE OF PENNCOZEB 75DF PER APPLICATION LBS/ACRE	TIMING/INTERVALS	RESTRICTIONS/COMMENTS
				boom device. Aerial applications of Penncozeb 75DF on lettuce requires that occupational handlers performing mixing/loading operations observe the additional mitigation measures of wearing a particulate respirator with an N, R, or P filter, NIOSH approval prefix TC-84-A.

CROP	DISEASES CONTROLLED	RATE OF PENNCOZEB 75DF PER APPLICATION LBS/ACRE	TIMING/INTERVALS	RESTRICTIONS/COMMENTS
Pepper	Anthracnose Bacterial Spot (<i>Xanthomonas axonopodis</i> pv. <i>vesicatoria</i>) Cercospora Leaf Spot (Frogeye Spot) Phytophthora Blight Ripe Rot	West of the Mississippi: 1.6 – 2.1 lb/A	Begin applications prior to disease development and when conditions are favorable for disease development. Apply at 7 to 10-day intervals, if needed. Use higher specified rates when conditions favor disease.	Do not apply more than 12.8 lbs product (9.6 lbs mancozeb)/A/season. Minimum retreatment interval is 7 days. Minimum preharvest interval is 7 days. Do not apply this product with a U-boom device. Aerial applications of Penncozeb 75DF on pepper requires that occupational handlers performing mixing/loading operations observe the additional mitigation measures of wearing a particulate respirator with an N, R, or P filter, NIOSH approval prefix TC-84-A.
		East of the Mississippi: 1.6 – 3.2 lb/A	Begin applications prior to disease development and when conditions are favorable for disease development. Apply at 7 to 10-day intervals, if needed. Use higher specified rates when conditions favor disease.	Do not apply more than 19.2 lbs product (14.4 lbs mancozeb)/A/season. Minimum retreatment interval is 7 days. Minimum preharvest interval is 7 days. Do not apply this product with a U-boom device. Aerial applications of Penncozeb 75DF on pepper requires that occupational handlers performing mixing/loading operations observe the additional mitigation measures of wearing a particulate respirator with an N, R, or P filter, NIOSH approval prefix TC-84-A.

Rev. 07/24/2014