

70506-173

05-07-2010

1/12



UNITED STATES ENVIRONMENTAL PROTECTION AGENCY
WASHINGTON, D.C. 20460

OFFICE OF CHEMICAL SAFETY
AND POLLUTION PREVENTION

Mr. Ross Gilbert
Unites Phosphorus, Inc
C/O Pyxis Regulatory Consulting, Inc
4110 136th St. NW
Gig Harbor, WA 98332

MAY 7 2010

Subject: Label Notification(s) for Pesticide Registration Notice 2007-4

Dear Registrant:

The Agency is in receipt of your Application(s) for Pesticide Notification under Pesticide Registration Notice (PRN) 2007-4 dated April 12, 2010 for:

EPA Registration 70506-173

Ziram 76 DF Fungicide

The Registration Division (RD) has conducted a review of this request for applicability under PRN 2007-4 and finds that the label change(s) requested falls within the scope of PRN-2007-4. The label has been date-stamped "Notification" and will be placed in our records.

Please be reminded that 40 CFR Part 156.140(a)(4) requires that a batch code, lot number, or other code identifying the batch of the pesticide distributed and sold be placed on nonrefillable containers. The code may appear either on the label (and can be added by non-notification/PR Notice 98-10) or durably marked on the container itself.

If you have any questions, please contact me directly at 703-305-6249 or Banza Djapao of my staff at 703-305-7269.

Sincerely,

A handwritten signature in black ink, appearing to be "Linda Arrington".

Linda Arrington
Notifications & Minor Formulations Team Leader
Registration Division (7505P)
Office of Pesticide Programs



United States
Environmental Protection Agency
Washington, DC 20460

Registration
 Amendment
 Other

OPP Identifier Number

Application for Pesticide - Section I

1. Company/Product Number 70506-173	2. EPA Product Manager T. Kish	3. Proposed Classification <input checked="" type="checkbox"/> None <input type="checkbox"/> Restricted
4. Company/Product (Name) United Phosphorus, Inc. / Ziram 76DF Fungicide	PM# 22	
5. Name and Address of Applicant (Include ZIP Code) United Phosphorus, Inc. c/o Pyxis Regulatory Consulting, Inc. 4110 136th St. NW Gig Harbor, WA 98332 <input type="checkbox"/> Check if this is a new address	6. Expedited Review. In accordance with FIFRA Section 3(c)(3) (b)(i), my product is similar or identical in composition and labeling to: EPA Reg. No. _____ Product Name _____	

Section - II

<input type="checkbox"/> Amendment - Explain below.	<input type="checkbox"/> Final printed labels in response to Agency letter dated _____	NOTIFICATION MAY - 7 2010
<input type="checkbox"/> Resubmission in response to Agency letter dated _____	<input type="checkbox"/> "Me Too" Application.	
<input checked="" type="checkbox"/> Notification - Explain below.	<input type="checkbox"/> Other - Explain below.	

Explanation: Use additional page(s) if necessary. (For section I and Section II.)

Notification of label change per PR Notice 2007-4. This notification is consistent with the guidance in PR Notice 2007-4 and the requirements of EPA's regulations at 40 CFR 156.10, 156.140, 156.144, 156.146, and 156.156. No other changes have been made to the labeling or the Confidential Statement of Formula for this product. I understand that it is a violation of 18 U.S.C. Sec. 1001 to willfully make any false statement to EPA. I further understand that if the amended label is not consistent with the requirements of 40 CFR 156.10, 156.140, 156.144, 156.146, and 156.156, this product may be in violation of FIFRA and I may be subject to enforcement action and penalties under sections 12 and 14 of FIFRA.

Section - III

1. Material This Product Will Be Packaged In:				2. Type of Container	
Child-Resistant Packaging <input type="checkbox"/> Yes <input checked="" type="checkbox"/> No	Unit Packaging <input type="checkbox"/> Yes <input checked="" type="checkbox"/> No	Water Soluble Packaging <input type="checkbox"/> Yes <input checked="" type="checkbox"/> No		<input type="checkbox"/> Metal	<input type="checkbox"/> Plastic
* Certification must be submitted		If "Yes" Unit Packaging wgt. No. per container	If "Yes" Package wgt. No. per container	<input checked="" type="checkbox"/> Glass	<input type="checkbox"/> Paper
				<input type="checkbox"/> Other (Specify) _____	
3. Location of Net Contents Information <input checked="" type="checkbox"/> Label <input type="checkbox"/> Container		4. Size(s) Retail Container 40 lb		5. Location of Label Directions <input checked="" type="checkbox"/> On Label <input type="checkbox"/> On Labeling accompanying product	
6. Manner in Which Label is Affixed to Product <input checked="" type="checkbox"/> Lithograph Paper glued Stenciled				<input type="checkbox"/> Other _____	

Section - IV

1. Contact Point (Complete items directly below for identification of individual to be contacted, if necessary, to process this application.)		
Name Ross Gilbert	Title Agent	Telephone No. (Include Area Code) (253) 853-7369
Certification I certify that the statements I have made on this form and all attachments thereto are true, accurate and complete. I acknowledge that any knowingly false or misleading statement may be punishable by fine or imprisonment both under applicable law.		6. Date Application Received (Stamped)
2. Signature 	3. Title Agent	
4. Typed Name Ross Gilbert	5. Date 4/12/10	

PYXIS REGULATORY CONSULTING, INC.

3/2

4110 136th St. NW
Gig Harbor, WA 98332

Phone: 253-853-7369
Fax: 253-853-5516
www.PyxisRC.com

April 12, 2010

COURIER DELIVERY

Tony Kish (PM 22)
Document Processing Desk (NOTIF)
Office of Pesticide Programs (7504P)
U.S. Environmental Protection Agency
Room S-4900, One Potomac Yard
2777 S. Crystal Drive
Arlington, VA 22202

RE: United Phosphorus, Inc. – Ziram 76 DF (EPA Reg. No. 70506-173)
Revision to Container Disposal Instructions per PRN 2007-4

Dear Mr. Kish,

On behalf of United Phosphorus, Inc. please find the enclosed label notification revising the container disposal instructions for Ziram 76 DF per PRN 2007-4.

In support of this notification submission, we submit the following documents:

1. Completed Application for Registration (EPA Form 8570-1)
2. One (1) copy of the Ziram 76 DF labeling with changes tracked
3. One (1) copy of the Ziram 76 DF labeling with changes incorporated
4. Certification with Respect to Label Integrity
5. One (1) copy of the Ziram 76 DF labeling on CD
6. Letter of Authorization

Please feel free to contact me by phone (253) 853-7369 or by email at Ross@PyxisRC.com if you have any questions or need any additional information.


Sincerely,



Ross Gilbert

Enclosures

cc: D. Olson; United Phosphorus, Inc.



4
12

ZIRAM 76DF FUNGICIDE

NOTIFICATION

MAY - 7 2010

ACTIVE INGREDIENT:
 Ziram (Zinc dimethyldithiocarbamate) 76.0%
 (Zinc expressed as metallic 16.25%)
 OTHER INGREDIENTS: 24.0%
TOTAL **100.0%**

KEEP OUT OF REACH OF CHILDREN

PELIGRO DANGER

Si usted no entiende la etiqueta, busque a alguien para que se la explique a usted en detalle. (If you do not understand the label, find someone to explain it to you in detail.)

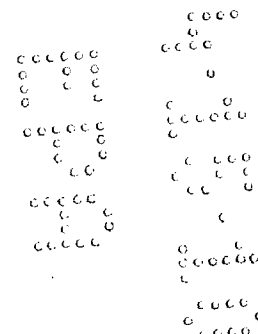
FIRST AID	
IF IN EYES:	<ul style="list-style-type: none"> • Hold eye open and rinse slowly and gently with water for 15 – 20 minutes. Remove contact lenses, if present, after the first 5 minutes, then continue rinsing eye. • Call a poison control center or doctor for treatment advice.
IF INHALED:	<ul style="list-style-type: none"> • Move person to fresh air. • If person is not breathing, call 911 or an ambulance, then give artificial respiration, preferably mouth-to-mouth if possible. • Call a poison control center or doctor for further treatment advice.
IF SWALLOWED:	<ul style="list-style-type: none"> • Call a poison control center or doctor immediately for treatment advice. • Have person sip a glass of water if able to swallow. • Do not induce vomiting unless told to do so by a poison control center or doctor. • Do not give anything by mouth to an unconscious person.
IF ON SKIN OR CLOTHING:	<ul style="list-style-type: none"> • Take off contaminated clothing. • Rinse skin immediately with plenty of water for 15 – 20 minutes. • Call a poison control center or doctor for treatment advice.
Have the product container or label with you when calling a poison control center or doctor, or going for treatment.	
NOTE TO PHYSICIAN: Probable mucosal damage may contraindicate the use of gastric lavage.	

EPA REGISTRATION NO. 70506-173

EPA ESTABLISHMENT NO. 32557-BEL-1

Net Contents: _____

Sold by:
 United Phosphorus, Inc.
 630 Freedom Business Center, Suite 402
 King of Prussia, PA 19406
 1-800-438-6071
 www.upi-usa.com



**PRECAUTIONARY STATEMENTS
HAZARDS TO HUMANS AND DOMESTIC ANIMALS
DANGER**

CORROSIVE. CAUSES IRREVERSIBLE EYE DAMAGE. MAY BE FATAL IF INHALED. HARMFUL IF SWALLOWED OR ABSORBED THROUGH SKIN. Do not breathe dust or spray mist. Avoid contact with eyes, skin, or clothing. Prolonged or frequently repeated skin contact may cause allergic reactions in some individuals.

PERSONAL PROTECTIVE EQUIPMENT (PPE)

Some materials that are chemical-resistant to this product are made of waterproof material. If you want more options, follow the instructions for category A on an EPA chemical-resistant category selection chart.

All handlers must wear:

- Long-sleeved shirt and long pants
- Shoes plus socks
- Goggles, face shield or safety goggles
- Dust/mist filtering respirator (MSHA/NIOSH approval number prefix TC-21C), or a NIOSH approved respirator with any N, R, P or HE filter.
- Chemical resistant gloves made of any waterproof material, such as, polyethylene or polyvinyl chloride

Discard clothing and other absorbent materials that have been drenched or heavily contaminated with this product's concentrate. Do not reuse them.

Follow manufacturer's instructions for cleaning/maintaining PPE. If no such instructions for washables exists, use detergent and hot water. Keep and wash PPE separately from other laundry.

User Safety Recommendations

Users should wash hands before eating, drinking, chewing gum, using tobacco or using the toilet. Users should remove clothing/PPE immediately if pesticide gets inside. Then wash thoroughly and put on clean clothing.

Users should remove PPE immediately after handling this product. Wash the outside of gloves before removing. As soon as possible, wash thoroughly and change into clean clothing.


Pilots must use an enclosed cockpit that meets the requirements listed in the Worker Protection Standard (WPS) for agricultural pesticides [40 CFR 170.240(d)(6)].

ENVIRONMENTAL HAZARDS

This pesticide is toxic to fish and aquatic invertebrates. Do not apply directly to water, to areas where surface water is present or to intertidal areas below the mean high water mark. Do not apply when weather conditions favor drift from target area. Do not contaminate water when disposing of equipment washwater.

GENERAL INFORMATION

ZIRAM 76DF is effective against many fungal diseases and is non phytotoxic to labeled crops. It is compatible with most commonly used pesticides and adjuvants. It may be used with systemic fungicides, such as TOPSIN® M, for broad-spectrum disease control and can be used in Integrated Pest Management (IPM) programs.



DIRECTIONS FOR USE

It is a violation of Federal law to use this product in a manner inconsistent with its labeling. Do not apply this product in a way that will contact workers or other persons, either directly or through drift. Only protected handlers may be in the area during application. For any requirements specific to your State or Tribe, consult the agency responsible for pesticide regulation.

Do not apply this product through any type of irrigation system.

GENERAL USE PRECAUTIONS


For dilute applications, use ZIRAM 76DF at the recommended rate per 100 gallons. For aerial applications, use ZIRAM 76DF in a minimum of 10 gallons of spray per acre. For concentrate ground applications, use a minimum of 20 gallons of spray per acre. For both ground and aerial applications, always use sufficient water to provide thorough coverage. Use the high label rate under severe disease pressure or when conditions promote rapid disease development. Do not graze or feed cover crops from treated orchards.

AGRICULTURAL USE REQUIREMENTS

Use this product only in accordance with its labeling and with the Worker Protection Standard, 40 CFR part 170. This Standard contains requirements for the protection of agricultural workers on farms, forests, nurseries, and greenhouses, and handlers of agricultural pesticides. It contains requirements for training, decontamination, notification, and emergency assistance. It also contains specific instructions and exceptions pertaining to the statements on this label about personal protective equipment (PPE), and restricted-entry interval. The requirements in this box only apply to uses of this product that are covered by the Worker Protection Standard.

Do not enter or allow worker entry into treated areas during the restricted entry interval (REI) of 48 hours. PPE required for early entry to treated areas that is permitted under the Worker Protection Standard and that involves contact with anything that has been treated, such as plants, soil, or water, is:

- Coveralls
- Chemical resistant gloves made of any waterproof material
- Shoes plus socks
- Protective eyewear



FRUIT AND NUT TREE CROPS

Crop	Pounds ZIRAM 76DF		Disease(s)	Directions
	Per 100 Gallons	Per Acre		
Almonds		8	Shot-hole Brown Rot (Blossom and Twig Blight) Leaf Blight Scab Anthracnose	Apply at popcorn, full bloom, petal fall or as needed, but no later than 5 weeks after petal fall. Do not apply more than 32 lbs. (24.3 lbs. A.I.)/A per crop cycle. (see GENERAL USE PRECAUTIONS section for definition of crop cycle).
Apples	1½ (2)	6	Apple Scab Cedar Apple Rust (1) Quince Rust (1) Sooty Blotch (1) Fly Speck (1) Bitter Rot (1) Necrotic Leaf Blotch (1)	Apply from pre-bloom through cover sprays as needed. Do not apply within 14 days of harvest. East of the Rockies: Do not apply more than 6 lbs. (4.6 lbs. A.I.)/A per application. Do not apply more than 42.4 lbs. (32.2 lbs. A.I.)/A per crop cycle. No more than 7 applications per crop cycle. Aerial application is prohibited. West of the Rockies: Do not apply more than 6 lbs. (4.6 lbs. A.I.)/A per application. Do not apply more than 24.2 lbs. (18.4 lbs. A.I.)/A per crop cycle. No more than 4 applications per crop cycle. Aerial application allowed only as a pre-harvest application.
		6	Bull's-Eye Rot (Pacific Northwest only)	Apply in the first cover spray and in pre-harvest spray before fall rains begin. Do not apply within 14 days of harvest. Do not apply more than 6 lbs. (4.6 lbs. A.I.)/A per application. Do not apply more than 24.2 lbs. (18.4 lbs. A.I.)/A per crop cycle. No more than 4 applications per crop cycle. Aerial application allowed only as a pre-harvest application.
		6	Perennial Canker (1) (Neofabraea perennans)	Apply pre-bloom and calyx sprays. East of the Rockies: Do not apply more than 6 lbs. (4.6 lbs. A.I.)/A per application. Do not apply more than 42.4 lbs. (32.2 lbs. A.I.)/A per crop cycle. No more than 7 applications per crop cycle. Aerial application is prohibited. West of the Rockies: Do not apply more than 6 lbs. (4.6 lbs. A.I.)/A per application. Do not apply more than 24.2 lbs. (18.4 lbs. A.I.)/A per crop cycle. No more than 4 applications per crop cycle. Aerial application allowed only as a pre-harvest application.
Pears	1½ (2)	6	Fabraea Leaf Spot (1) Pear Scab Quince Rust (1) Sooty Blotch (1) Fly Speck (1) Bitter Rot (1)	Apply from pre-bloom through cover sprays as needed. East of the Rockies: Do not apply more than 6 lbs. (4.6 lbs. A.I.)/A per application. Do not apply more than 42.4 lbs. (32.2 lbs. A.I.)/A per crop cycle. No more than 7 applications per crop cycle. Aerial application is prohibited. Do not apply within 14 days of harvest. West of the Rockies: Do not apply more than 6 lbs. (4.6 lbs. A.I.)/A per application. Do not apply more than 24.2 lbs. (18.4 lbs. A.I.)/A per crop cycle. No more than 4 applications per crop cycle. Aerial application allowed only as a pre-harvest application. Do not apply within 14 days of harvest.
		6	Bull's-Eye Rot (Pacific Northwest only)	Apply in the first cover spray and in pre-harvest spray before fall rains begin. Do not apply within 14 days of harvest. Do not apply more than 6

				lbs. (4.6 lbs. A.I.)/A per application. Do not apply more than 24.2 lbs. (18.4 lbs. A.I.)/A per crop cycle. No more than 4 applications per crop cycle. Aerial application allowed only as a pre-harvest application.
		6	Storage Rot ⁽¹⁾ (Phialophora malorum)	Apply as a pre-harvest spray. Do not apply within 14 days of harvest. East of the Rockies: Do not apply more than 6 lbs. (4.6 lbs. A.I.)/A per application. Do not apply more than 42.4 lbs. (32.2 lbs. A.I.)/A per crop cycle. No more than 7 applications per crop cycle. Aerial application is prohibited. West of the Rockies: Do not apply more than 6 lbs. (4.6 lbs. A.I.)/A per application. Do not apply more than 24.2 lbs. (18.4 lbs. A.I.)/A per crop cycle. No more than 4 applications per crop cycle. Aerial application allowed only as a pre-harvest application.
Peaches, Nectarines East of the Rockies	1 1/2 - 2 2/3 ⁽³⁾	4 1/2 - 8	Peach Scab Brown Rot Red Spot Sooty Peach	Apply at pre-bloom through cover sprays as needed. Under severe disease pressure use the higher rate. Do not apply more than 8 lbs. (6.1 lbs. A.I.)/A per application. Do not apply more than 48.2 lbs. (36.6 lbs. A.I.)/A per crop cycle. No more than 6 applications per crop cycle. Aerial application is prohibited. Do not apply within 14 days of harvest.
	1 1/4 - 2 2/3 ⁽³⁾	3 3/4 - 8	Peach Leaf Curl	Make dormant applications after leaf drop and/or prior to bud swell. Do not apply more than 8 lbs. (6.1 lbs. A.I.)/A per application. Do not apply more than 48.2 lbs. (36.6 lbs. A.I.)/A per crop cycle. No more than 6 applications per crop cycle. Aerial application is prohibited. Do not apply within 14 days of harvest.
Peaches, Nectarines West of the Rockies	2 ⁽³⁾	6	Brown Rot Shot-Hole	Apply at pre-bloom through cover sprays or as needed. Do not apply more than 6 lbs. (4.6 lbs. A.I.)/A per application. Do not apply more than 36.3 lbs. (27.6 lbs. A.I.)/A per crop cycle. No more than 6 applications per crop cycle. Do not apply within 30 days of harvest.
	2 2/3 - 3 1/3 ⁽³⁾	8 - 10	Peach Leaf Curl	Make dormant applications after leaf drop and/or prior to bud swell. Do not apply more than 10 lbs. (7.6 lbs. A.I.)/A per application. Do not apply more than 60 lbs. (45.6 lbs. A.I.)/A per crop cycle. No more than 6 applications per crop cycle. Do not apply within 30 days of harvest.
Apricots	2 - 2 2/3 ⁽³⁾	6 - 8	Shot-hole Brown Rot	Apply at popcorn, full bloom, petal fall, and/or 5 weeks after petal fall, and in cover sprays, as needed. Do not apply more than 8 lbs. (6.1 lbs. A.I.)/A per application. Do not apply more than 32.1 lbs. (24.4 lbs. A.I.)/A per crop cycle. No more than 4 applications per crop cycle. Do not apply within 30 days of harvest.
Cherries East of the Rockies	1 2/3 - 2 ⁽³⁾	5 - 6	Brown Rot Leaf Spot Black Knot	Apply at pre-bloom through cover sprays as needed. Under severe disease pressure use the higher rate. Do not apply more than 6 lbs. (4.6 lbs. A.I.)/A per application. Do not apply more than 24.2 lbs. (18.4 lbs. A.I.)/A per crop cycle. No more than 4 applications per crop cycle. Do not apply within 14 days of harvest. Aerial application is prohibited.

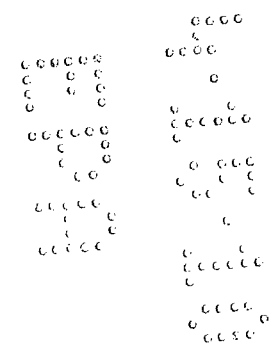
Cherries West of the Rockies, except CA	1 2/3 - 2 ⁽³⁾	5 - 6	Brown Rot Leaf Spot	Apply at pre-bloom through cover sprays as needed. Do not apply more than 6 lbs. (4.6 lbs. A.I.)/A per application. Do not apply more than 24.2 lbs. (18.4 lbs A.I.)/A per crop cycle. No more than 4 applications per crop cycle. Do not apply within 30 days of harvest.
Cherries CA only	1 2/3 ⁽³⁾	5	Brown Rot Leaf Spot	Do not apply more than 5 lbs. (3.8 lbs. A.I.)/A per application. Do not apply more than 20 lbs. (15.2 lbs. A.I.)/A per crop cycle. No more than 4 applications per crop cycle. Do not apply within 30 days of harvest.
Pecans	2 - 2 2/3 ⁽³⁾	6 - 8	Pecan Scab Anthracnose	Begin applications when leaves are 1/4 - 1/2 inches long. Repeat after pollination is complete for up to 5 cover sprays at 3-4 week intervals. Do not apply more than 8 lbs. (6.1 lbs. A.I.)/A per application. Do not apply more than 48.2 lbs. (36.6 lbs. A.I.)/A per crop cycle. No more than 6 applications per crop cycle. Do not apply within 55 days of harvest. Aerial application is prohibited.

⁽¹⁾ Not registered for this use in California ⁽²⁾ Based on dilute sprays of 400 gallons per acre ⁽³⁾ Based on dilute sprays of 300 gallons per acre

ORNAMENTAL CROPS ⁽¹⁾

Crop	Lbs / 100 Gallons	Disease(s)	Directions
Asters	1½ - 2	Rust	Begin application in early season and continue at 7-day intervals or as needed until blossoms form.
Carnations, Marigolds, Morning Glory, Snapdragons	1½ - 2	Rust	Apply at 7 to 10-day intervals or as needed throughout growing season.
Carnations, Chrysanthemums, Dahlias, Gladiolus, Snapdragons	1½ - 2	Leaf Spot	Apply at 7 to 10-day intervals or as needed throughout growing season.
Azaleas, Camellias	1½ - 2	Petal Blight	Begin application with first bloom. Repeat at 7 to 10-day intervals or as needed through bloom. Apply as a drench to mulch and litter beneath and around bushes.
Cyclamens, Gardenias	1½ - 2	Botrytis Leaf Spot	Apply as needed throughout the growing season.
Dahlias, Delphinium, Golden Glow, Hollyhocks, Phlox	1½ - 2	Powdery Mildew	Apply at 7-day intervals or as needed throughout growing season.
Roses	1½ - 2	Black Spot Powdery Mildew	Begin application when leaves unfold. Repeat at 7 to 10-day intervals or as needed throughout season.

⁽¹⁾ Not for use in California



ORNAMENTAL TREES ⁽¹⁾

Crop	Lbs / 100 Gallons	Disease(s)	Directions
Conifers Pine Seedlings	2	Fusiform Rust	Begin application at time of emergence. Repeat at 3 to 5-day intervals or as needed to mid-June.
Douglas Fir Christmas Trees	2	Needle Rust (Melampsora)	Make one application in the spring when new shoot growth is 1/2 to 2 inches in length.
Shasta Fir Christmas Trees	2	Needle Rust (Puccineastrum)	Make a single application in the spring when new shoot growth is 1/2 to 2 inches in length.

⁽¹⁾ Not for use in California

Note: Due to the continuous development of new varieties of each of the ornamental plants and trees listed above, it is recommended that prior to the first use on a particular ornamental variety, the grower treat a small sample (6-10) with the product at recommended dose to determine if there is going to be phytotoxicity, including but not limited to necrosis, leaf burn or stunting.

SMALL FRUIT AND VEGETABLE CROPS

Crop	Pounds ZIRAM 76DF Per Acre	Disease(s)	Directions
Blackberries ⁽¹⁾	3	Evergreen Blackberry Canker	Apply in sufficient water for thorough coverage. Make one application between mid-June and early July. Aerial application is prohibited.
Blueberries ⁽¹⁾	3	Mummyberry Shoot Blight Phomopsis (Twig Blight, Cane and Stem Canker) Anthracnose Fruit Rot (Ripe Rot) Botrytis (aids in control)	Apply in sufficient water for thorough coverage. Apply at loose bud scale stage and 7 days later. Do not apply later than 3 weeks after full bloom. Aerial application is prohibited.
Grapes East of the Rockies	3 - 4	Black Rot Downy Mildew Phomopsis Cane and Leaf Spot Ripe Rot Botrytis Bunch Rot (aids in control)	Begin applications when shoots are at least one inch long and continue at 7-14 day intervals or as necessary according to the integrated pest management guidelines for the particular growing area. Use shorter intervals under heavy disease pressure. Do not apply more than 28 lbs. per acre per crop cycle. Do not apply later than 21 days to harvest. Aerial application is prohibited.
Grapes West of the Rockies	3 - 4	Black Rot Downy Mildew Phomopsis Cane and Leaf Spot Ripe Rot Botrytis Bunch Rot (aids in control)	Apply when shoots are 1/2 to 1 1/2 inches long and repeat at 7-10 day intervals as needed. Do not apply after bloom. Do not apply within 10 days of harvest.
Tomato ⁽¹⁾ (Do not use on cherry tomatoes)	3 - 4	Anthracnose Early Blight Septoria Leaf Spot	Begin applications at first sign of infection and continue at 7-14 day intervals. Use the shorter spray interval under high disease pressure. Do not apply more than 23.7 lbs (18 lbs A.I.) per crop cycle. Do not apply within 7 days of harvest. Ziram can be mixed with copper fungicides to enhance bacterial disease control. Aerial application is prohibited.

⁽¹⁾ Not for use in California

STORAGE AND DISPOSAL

Do not contaminate water, food, or feed by storage or disposal.

PESTICIDE STORAGE INSTRUCTIONS: Store in the original container in a dry area. Keep away from sources of ignition (e.g. sparks and open flame). Close bag when not in use. Do not store in a manner where cross-contamination with other pesticides, fertilizers, food or feed could occur. If spilled during storage or handling, sweep up spillage and dispose of in accordance with the Pesticide Disposal Instructions listed below.

PESTICIDE DISPOSAL INSTRUCTIONS: Pesticide wastes are acutely hazardous. Improper disposal of excess pesticide, spray mixture, or rinsate is a violation of Federal law. If these wastes cannot be disposed of by use according to label instructions, contact your State Pesticide or Environmental Control Agency, or the Hazardous Waste representative at the nearest EPA Regional Office for guidance.

CONTAINER HANDLING/ DISPOSAL INSTRUCTIONS: Nonrefillable container. Do not reuse or refill this container. Completely empty bag into application equipment. Then offer for recycling if available or Then dispose of empty bag in a sanitary landfill or by incineration or, if allowed by State and local authorities, by burning. If burned, stay out of smoke.

EMERGENCY TELEPHONE NUMBERS:

CHEMTREC: (800) 424-9300

MEDICAL: (303) 623-5716

Rocky Mountain Poison Control Center

**IMPORTANT INFORMATION
READ BEFORE USING PRODUCT**

CONDITIONS OF SALE AND LIMITATION OF WARRANTY AND LIABILITY

NOTICE: Read the entire Directions for Use and Conditions of Sale and Limitation of Warranty and Liability before buying or using this product. If the terms are not acceptable, return the product at once, unopened, and the purchase price will be refunded.

The Directions for Use of this product reflect the opinion of experts based on field use and tests, and must be followed carefully. It is impossible to eliminate all risks associated with the use of this product. Crop injury, ineffectiveness or other unintended consequences may result because of such factors as manner of use or application, weather or crop conditions, presence of other materials or other influencing factors in the use of the product, which are beyond the control of United Phosphorus, Inc. and Seller. Handling, storage, and use of the product by Buyer or User are beyond the control of United Phosphorus, Inc. and Seller. To the extent consistent with applicable law all such risks shall be assumed by Buyer and User, and Buyer and User agree to hold United Phosphorus, Inc. and Seller harmless for any claims relating to such factors.

TO THE EXTENT CONSISTENT WITH APPLICABLE LAW, UNITED PHOSPHORUS, INC. AND SELLER MAKE NO WARRANTIES OR MERCHANTABILITY OF OR FITNESS FOR A PARTICULAR PURPOSE NOR ANY OTHER EXPRESS OR IMPLIED WARRANTY EXCEPT AS STATED ON THIS LABEL.

12
12

To the extent consistent with applicable law, United Phosphorus, Inc. or Seller shall not be liable for any incidental, consequential or special damages resulting from the use or handling of this product and **THE EXCLUSIVE REMEDY OF THE USER OR BUYER, AND THE EXCLUSIVE LIABILITY OF UNITED PHOSPHORUS, INC. AND SELLER FOR ANY AND ALL CLAIMS, LOSSES, INJURIES OR DAMAGES (INCLUDING CLAIMS BASED ON BREACH OF WARRANTY, CONTRACT, NEGLIGENCE, TORT, STRICT LIABILITY OR OTHERWISE) RESULTING FROM THE USE OR HANDLING OF THIS PRODUCT, SHALL BE THE RETURN OF THE PURCHASE PRICE OF THE PRODUCT OR, AT THE ELECTION OF UNITED PHOSPHORUS, INC. OR SELLER, THE REPLACEMENT OF THE PRODUCT.**

United Phosphorus, Inc. and Seller offer this product, and Buyer and User accept it, subject to the foregoing conditions of sale and limitations of warranty and of liability, which may not be modified except by written agreement signed by the duly authorized representative of United Phosphorus, Inc.

Topsin is a registered trademark of Nippon Soda Company, Ltd.

Made in Belgium
Printed in U.S.A.

EPA 20100412