



U.S. ENVIRONMENTAL PROTECTION AGENCY
 Office of Pesticide Programs
 Registration Division (M1505C)
 401 "M" St., S.W.
 Washington, D.C. 20460

EPA Reg. Number:

70506-159

Date of Issuance:

JUL 26 2007

Term of Issuance:

Conditional

Name of Pesticide Product:

Imazethapyr 2 F

NOTICE OF PESTICIDE:

- Registration
- Reregistration

(under FIFRA, as amended)

Name and Address of Registrant (include ZIP code):

Ms. Rebecca Clemmer
 United Phosphorus, Inc.
 630 Freedom Business Center, Suite 402
 King of Prussia, PA 19406

Note: Changes in labeling differing in substance from that accepted in connection with this registration must be submitted to and accepted by the Registration Division prior to use of the label in commerce. In any correspondence on this product always refer to the above EPA registration number.

On the basis of information furnished by the registrant, the above named pesticide is hereby registered/reregistered under the Federal Insecticide, Fungicide and Rodenticide Act.

Registration is in no way to be construed as an endorsement or recommendation of this product by the Agency. In order to protect health and the environment, the Administrator, on his motion, may at any time suspend or cancel the registration of a pesticide in accordance with the Act. The acceptance of any name in connection with the registration of a product under this Act is not to be construed as giving the registrant a right to exclusive use of the name or to its use if it has been covered by others.

This product is conditionally registered in accordance with FIFRA sec. 3(c)(7)(A) provided that you:

1. **Submit and/or cite all data required for registration/reregistration of your product when the Agency requires all registrants of similar products to submit such data.**
2. **Make the following changes to your labeling:**
 - a. **Change the registration number to "70506-159"**
 - b. **Make all of the changes detailed in the attached document "Summary of Comments on Microsoft Word - 070506-00RLO.20070716. Imazethapyr 2 F Herbicide draft label.doc."**

Approving Official

7-26-07


3. Submit studies of one year storage stability (Guideline 830.6317) and corrosion characteristics (Guideline 830.6320). The observations must be made at 0, 3, 6, 9, and 12 month intervals. The results should be submitted to the Agency in an electronic file and a paper copy.

4. Submit final labeling for this product **within 30 days** of the date of this letter.

If these conditions are not complied with, the registration will be subject to cancellation in accordance with FIFRA sec. 6(e). Your release for shipment of the product constitutes acceptance of these conditions.

A stamped copy of the label is enclosed for your records.

If you have any questions about this letter, please contact Tobi Colvin-Snyder at 703-305-7801.



Jim Tompkins
Product Manager (25)
Herbicide Branch
Registration Division (7505C)

Summary of Comments on Microsoft Word - 070506-00RLO.20070716.Imazethapyr 2 F Herbicide draft label.doc

Page: 3


Author: tsnyder
Subject: Highlight
Date: 7/20/2007 12:58:59 PM

T Add "Pesticide Storage:" in front of the highlighted text. Put "Pesticide Storage:" and highlighted text on a separate line.

Author: tsnyder
Subject: Replacement Text
Date: 7/26/2007 11:57:32 AM
TA downwind

Author: tsnyder
Subject: Replacement Text
Date: 7/26/2007 11:57:50 AM

T may
A

Author: tsnyder
Subject: Replacement Text
Date: 7/26/2007 11:58:31 AM
 Inteon

Page: 19

Author: tsnyder
Subject: Inserted Text
Date: 7/26/2007 11:59:52 AM

T_A following

Author: tsnyder
Subject: Replacement Text
Date: 7/26/2007 12:00:42 PM

T_A : [list each state where this product may be used]

Page: 20

Author: tsnyder
 Subject: Replacement Text
 Date: 7/26/2007 12:01:22 PM
 T_A [list each state where this product may be used]

Author: tsnyder
 Subject: Cross-Out
 Date: 7/20/2007 3:11:08 PM
 T_A

Author: tsnyder
 Subject: Inserted Text
 Date: 7/20/2007 3:10:51 PM
 T_A (

Author: tsnyder
 Subject: Replacement Text
 Date: 7/20/2007 3:09:20 PM
 T_A after

Author: tsnyder
 Subject: Replacement Text
 Date: 7/20/2007 3:09:10 PM
 T_A for

Author: tsnyder
 Subject: Replacement Text
 Date: 7/20/2007 3:10:01 PM
 T_A after

Page: 21

Author: tsnyder
Subject: Highlight
Date: 7/20/2007 3:18:10 PM

 Move to table for previous section; directions for southern peas belongs in the section above, not in this section.

Page: 24

Author: tsnyder
Subject: Cross-Out
Date: 7/20/2007 3:22:24 PM

T

Author: tsnyder
Subject: Inserted Text
Date: 7/20/2007 3:24:49 PM

T Add a space between "days" and "before".

Author: tsnyder
Subject: Inserted Text
Date: 7/20/2007 3:23:40 PM

T Add space between "days" and "before".

Author: tsnyder
Subject: Inserted Text
Date: 7/20/2007 3:25:44 PM

T Add a space between "days" and "after".

Page: 36

Author: tsnyder
Subject: Cross-Out
Date: 7/20/2007 3:41:55 PM

⚡ These exceptions are confusing as written. You may submit amended labeling with more clearly worded exceptions.

Author: tsnyder
Subject: Cross-Out
Date: 7/20/2007 3:42:34 PM


⚡

Page: 37

Author: tsnyder
Subject: Cross-Out
Date: 7/20/2007 3:42:48 PM



Author: tsnyder
Subject: Cross-Out
Date: 7/20/2007 3:50:56 PM

 These specifications for the 18 month interval may be rewritten as an exception and submitted as a label amendment.

Author: tsnyder
Subject: Cross-Out
Date: 7/20/2007 3:55:33 PM



Author: tsnyder

Subject: Inserted Text

Date: 7/20/2007 3:59:33 PM

T in the states of AL, DE, FL, GA, IN, KY, MD, NJ, NC, PA, SC, and VA only.

ACCEPTED 1
with COMMENTS
by EPA Letter Dated

JUL 26 2007

Under the Federal Insecticide,
Fungicide, and Rodenticide Act
as amended, for the pesticide
registered under EPA Reg. No.

70506-159

**IMAZETHAPYR 2 F
FOR CONTROL OF WEEDS IN**

- ALFALFA
- CLOVER
- PEAS and BEANS
- FIELD CORN (CLEARFIELD® corn hybrids only)
- PEANUTS
- SOYBEANS

(Do not use on CLEARFIELD® rice or any other rice varieties or hybrids)

ACTIVE INGREDIENT

Ammonium salt of imazethapyr (±)-2-[4,5-dihydro-4-methyl-4-(1-methylethyl)-5-oxo-1H-imidazol-2-yl]-5-ethyl-3-pyridinecarboxylic acid*22.87%

OTHER INGREDIENTS77.13%
Total 100.00%

* Equivalent to 21.6% (±)-2-[4,5-dihydro-4-methyl-4-(1-methylethyl)-5-oxo-1H-imidazol-2-yl]-5-ethyl-3-pyridinecarboxylic acid

(1 gallon contains 2.0 pounds of active ingredient as the free acid)

**KEEP OUT OF REACH OF CHILDREN
CAUTION/PRECAUCIÓN**

**Si usted no entiende la etiqueta, busque a alguien para que se la explique a usted en detalle.
(If you do not understand this label, find someone to explain it to you in detail.)**

FIRST AID	
If Inhaled	<ul style="list-style-type: none"> • Move person to fresh air. • If person is not breathing, call 911 or an ambulance, then give artificial respiration, preferably mouth-to-mouth if possible. • Call a poison control center or doctor for further treatment advice.
If In Eyes	<ul style="list-style-type: none"> • Hold eye open and rinse slowly and gently with water for 15-20 minutes. • Remove contact lenses, if present, after the first 5 minutes, then continue rinsing eye. • Call a poison control center or doctor for treatment advice.
If on Skin or Clothing	<ul style="list-style-type: none"> • Take off contaminated clothing. • Rinse skin immediately with plenty of water for 15-20 minutes. • Call a poison control center or doctor for treatment advice.
Have the product container or label with you when calling a poison control center or doctor. You may also contact the Rocky Mountain Poison Control Center at 1-866-767-5089 for emergency medical assistance.	
NOTE TO PHYSICIAN: No specific antidote is available. Treat symptomatically.	

FOR CHEMICAL EMERGENCY: Spill, leak, fire, exposure, or accident, call CHEMTREC at 1-800-424-9300



United Phosphorus, Inc.
630 Freedom Business Center, Suite 402
King of Prussia, PA 19406
1-800-438-6071 • www.upi-usa.com

EPA Reg. No. 70506-
EPA Est. No.
Net Weight:

**PRECAUTIONARY STATEMENTS
HAZARDS TO HUMANS**

CAUTION: Harmful if inhaled or absorbed through skin. Causes moderate eye irritation. Avoid breathing spray mist. Avoid contact with skin, eyes, or clothing.

Personal Protective Equipment (PPE):

Some materials that are chemical-resistant to this product are listed below. If you want more options, follow instructions for category A on an EPA chemical resistant category selection chart.

Applicators and other handlers must wear:

- Long-sleeved shirt and long pants
- Chemical-resistant gloves, such as butyl rubber \geq 14 mils, or natural rubber \geq 14 mils, or neoprene rubber \geq 14 mils, or nitrile rubber \geq 14 mils
- Shoes plus socks

Follow manufacturer's instructions for cleaning and maintaining PPE. If no such instructions for washables, use detergent and hot water. Keep and wash PPE separately from other laundry.

User Safety Recommendations

Users should:

- Wash hands before eating, drinking, chewing gum, using tobacco or using the toilet.
- Remove clothing immediately if pesticide gets inside. Then wash thoroughly and put on clean clothing.

ENVIRONMENTAL HAZARDS

Do not apply directly to water, or to areas where surface water is present or to intertidal areas below the mean high water mark.

DO NOT contaminate water when disposing of equipment washwaters.

GROUNDWATER ADVISORY AND PROPER HANDLING INSTRUCTIONS

This chemical has properties and characteristics associated with chemicals detected in ground water. The use of this chemical in areas where soils are permeable, particularly where the water table is shallow, may result in groundwater contamination.

This product may not be mixed or loaded within 50 feet of any wells (including abandoned wells and drainage wells), sink holes, perennial or intermittent streams and rivers, and natural or impounded lakes or reservoirs. This setback does not apply to properly capped or plugged abandoned wells and does not apply to impervious pad or properly diked mixing/loading areas.

Operations that involve mixing, loading, rinsing, or washing of this product into or from pesticide handling or application equipment or containers within 50 feet of any well are prohibited unless conducted on an impervious pad constructed to withstand the weight of the heaviest load that may be positioned on or moved across the pad. Such a pad shall be designed and maintained to contain any product spills or equipment leaks, container or equipment rinse or washwater, and rainwater that may fall on the pad. Surface water shall not be allowed to either flow over or from the pad, which means the pad must be self-contained. The pad shall be sloped to facilitate material removal. An unroofed pad shall be of sufficient capacity to contain at a minimum 110% of the capacity of the largest pesticide container or application equipment on the pad. A pad that is covered by a roof or sufficient size to completely exclude precipitation from contact with the pad shall have a minimum containment capacity of 100% of the capacity of the largest pesticide container or application equipment on the pad. Containment capacities as described above shall be maintained

at all times. The above specific minimum containment capacities do not apply to vehicles when delivering pesticide shipments to the mixing/loading site. States may have in effect additional requirements regarding wellhead setbacks and operational containment.

DO NOT apply this product through any type of irrigation system.

Product must be used in a manner which will prevent back siphoning in wells, spills or improper disposal of excess pesticide, spray mixture.

DIRECTIONS FOR USE

It is a violation of Federal Law to use this product in a manner inconsistent with its labeling.

Do not apply this product in a way that will contact workers or other persons, either directly or through drift. Only protected handlers may be in the area during application. For any requirements specific to your State or Tribe, consult the agency responsible for pesticide regulation.

This labeling must be in the possession of the user at the time of pesticide application.

Observe all cautions and limitations on this label and on the labels of products used in combination with IMAZETHAPYR 2 F other than in accordance with the instructions set forth on this label. The use of IMAZETHAPYR 2 F not consistent with this label may result in injury to crops. Keep containers closed to avoid spills and contamination.

AGRICULTURAL USE REQUIREMENTS

Use this product only in accordance with its labeling and with the Worker Protection Standard, 40 CFR part 170. This Standard contains requirements for the protection of agricultural workers on farms, forests, nurseries, and greenhouses, and handlers of agricultural pesticides. It contains requirements for training, decontamination, notification, and emergency assistance. It also contains specific instructions and exceptions pertaining to the statements on this label about personal protective equipment (PPE), and restricted-entry interval. The requirements in this box only apply to uses of this product that are covered by the Worker Protection Standard.

Do not enter or allow worker entry into treated areas during the restricted entry interval (REI) of 4 hours. Exception: If the product is soil-injected or soil-incorporated, the Worker Protection Standard, under certain circumstances, allows workers to enter the treated area if there will be no contact with anything that has been treated.

PPE required for early entry to treated areas that is permitted under the Worker Protection Standard and that involves contact with anything that has been treated, such as plants, soil, or water, is:

- Coveralls
- Chemical-resistant gloves, such as butyl rubber \geq 14 mils, or natural rubber \geq 14 mils, or neoprene rubber \geq 14 mils, or nitrile rubber \geq 14 mils
- Shoes plus socks

STORAGE AND DISPOSAL

Do not contaminate water, food or feed by storage or disposal. **Keep from freezing. Do not store below 32°F.**

Pesticide Disposal: Wastes resulting from the use of this product may be disposed of on site or at an approved waste disposal facility.

Container Disposal: Triple rinse (or equivalent). Then offer for recycling or reconditioning, or puncture and dispose of in a sanitary landfill, by incineration or, if allowed by state and local

authorities, by burning. If burned, stay out of smoke.

Container Disposal (Bulk and Minibulk): When the container is empty, replace the cap and seal all openings that have been opened during use, and return the container to the point of purchase, or to an alternate location designated by the registrant at the time of purchase of this product. If not returned to the point of purchase or to a designated location, triple-rinse or pressure-rinse the empty container and offer for recycling if available.

INSTRUCTIONS FOR USERS AND REFILLERS

The container must only be refilled with this pesticide product. **Do not reuse the container for any other purpose.** Do not transport if this container is damaged or leaking. If the container is damaged, leaking or obsolete, or to obtain information about recycling refillable containers, contact United Phosphorus, Inc. Cleaning is not necessary prior to refilling with the same product. Clean container before final disposal. Disposal of this container must be in compliance with state and local regulations.

INSTRUCTIONS FOR REFILLERS

Prior to refilling, inspect carefully for damage such as cracks, punctures, abrasions, worn-out threads and closure devices. Check for leaks after refilling and before transporting. If the container cannot be refilled, triple-rinse or pressure-rinse the empty container and offer for recycling if available.

GENERAL INFORMATION

IMAZETHAPYR 2 F contains the active ingredient imazethapyr, an imidazolinone herbicide, which must be absorbed by weed roots and foliage and is translocated to actively growing parts of the plant where it inhibits the enzyme ALS/AHAS found in broadleaf and grass weeds. IMAZETHAPYR 2 F works best in killing weeds if the soil is sufficiently moist. For established weeds, the effectiveness of IMAZETHAPYR 2 F will depend on the weed species and how deep its root system is located in the soil.

IMAZETHAPYR 2 F may cause temporary yellowing of desired crops and/or internode shortening but these effects occur infrequently and are temporary. Within 1 to 2 weeks of application, the plants should appear normal and resume growth.

Crops treated with organophosphate or carbamate insecticides in tank-mixes with IMAZETHAPYR 2 F herbicide may be injured but the effect is temporary.

Normal growth of rotational crops can be expected for the most part following an application of IMAZETHAPYR 2 F herbicide in accordance to label directions. It is not possible to eliminate all risks associated with the use of IMAZETHAPYR 2 F, and rotational crop injury is always possible depending upon various environmental and agronomic factors (e.g., heavy texture soil, high organic matter, low soil pH or insufficient soil moisture). Soil residues of IMAZETHAPYR 2 F may cause injury particularly in vegetable crops and sugar beets.

Some weeds listed on this label may not be effectively controlled by IMAZETHAPYR 2 F and/or other products with similar modes of action (inhibition of the ALS/AHAS enzyme) such as the sulfonylurea herbicides (nicosulfuron (Accent), rimsulfuron/thifensulfuron-methyl (Basis), chlorimuron-ethyl (Classic), thifensulfuron-methyl (Harmony GT), primisulfuron-methyl/prosulfuron (Spirit), etc.), sulfonamide herbicides (chlorasulam-methyl (FirstRate), etc.) and pyrimidyl benzoate herbicides (pyrithiobac-sodium (Staple), etc.) herbicides. This ineffectiveness may be due to naturally occurring weed biotypes which are weeds or plants within the same species which differ slightly from other plants. These biotypes are genetically different enough from other

plants in their species that they are resistant to the mode of action of the ALS/AHAS-inhibiting herbicides. To ensure control of these naturally occurring ALS/AHAS resistant biotypes in a field, apply either 1) a tank-mix of IMAZETHAPYR 2 F with a registered pesticide having a different mode of action, or 2) apply IMAZETHAPYR 2 F sequentially with a registered herbicide having a different mode of action.

Replanting: Soybeans, peanuts or CLEARFIELD® corn (imidazolinone resistant/tolerant corn), lima beans or Southern peas may be replanted when necessary to a field previously treated with IMAZETHAPYR 2 F. Do not work soil deeper than the treated zone. Do not make another application of IMAZETHAPYR 2 F.

CLEARFIELD® CORN

If IMAZETHAPYR 2 F is applied to CLEARFIELD® corn or other corn hybrids, ensure that the hybrid is warranted by the seed company to possess resistance/tolerance to direct application of IMAZETHAPYR 2 F. If the corn hybrids lack resistance/tolerance to IMAZETHAPYR 2 F, **DO NOT** apply IMAZETHAPYR 2 F. Obtain further information on CLEARFIELD® corn hybrids from your seed supplier, chemical dealer or United Phosphorus, Inc.

Injury to crops under stress due to a number of environmental factors may be enhanced if herbicides are used. Although new growth on corn plants treated with IMAZETHAPYR 2 F may exhibit yellowing, the effects do not occur frequently and are temporary in nature. Within 1 to 2 weeks after application, the corn plants should resume normal growth and appearance.

EDIBLE LEGUME VEGETABLES

Applications of IMAZETHAPYR 2 F to edible legume vegetables could reduce crop growth, quality, and yield. In addition, maturity may be delayed so that the timing of harvest will change accordingly. If planting is delayed and there is a chance of frost prior to crop maturity, **DO NOT** apply IMAZETHAPYR 2 F.

Plant peas, lentils or lima beans at least ½ inch deep to reduce risk of crop injury.

DO NOT apply IMAZETHAPYR 2 F under the following situations: 1) when temperatures reach frost conditions and/or rain is heavy within one week of application; 2) if proper agronomic practices have NOT been followed (these practices ensure good soil fertility, proper crop rotation, disease and insect management and tillage practices that eliminate compaction and hardpans); or 3) after the crop has begun to flower because a postemergence application may cause crop injury. Refer to other sections of this label for specified application timings for legume vegetable crops.

USE AREA RESTRICTIONS

In New York State – Not for Sale or Use on Long Island.

INSTRUCTIONS FOR MIXING IMAZETHAPYR 2 F

NOTE: ALL POSTEMERGENCE APPLICATIONS OF IMAZETHAPYR 2 F MUST INCLUDE BOTH AN ADJUVANT AND A FERTILIZER SOLUTION. (Do not use fertilizer solutions in the State of California.)

I. ADJUVANTS

CROP OIL CONCENTRATES: Use a petroleum or vegetable seed based oil concentrate. Methylated seed oils are recommended if weeds are under stress (moisture or temperature) and at the rate of 1.0% v/v (1 gallon per 100 gallons of spray solution). Alternatively, use a crop oil

19/53

concentrate at 1.25% v/v (1.25 gallons per 100 gallons of spray solution). When applying IMAZETHAPYR 2 F to edible legume vegetable crops, **DO NOT** include a crop oil concentrate.

OR

SURFACTANTS: A non-ionic surfactant containing at least 80% active ingredient may be used at the rate of 0.25% v/v (1 quart per 100 gallons of spray solution). As an alternative to the non-ionic surfactant, use an organo-silicone surfactant or dry surfactant.

AND

II. FERTILIZER SOLUTION (All States Except California)

Nitrogen-based liquid fertilizers (such as 28% N, 32% N, or 10-34-0) may be applied at the rate of 1.25 to 2.5 gallons per 100 gallons of spray solution. When weeds are under moisture or temperature stress, use the higher rate. An alternative to a liquid fertilizer is spray grade ammonium sulfate (12-15 lbs. per 100 gallons of spray solution).

Note: For applications of IMAZETHAPYR 2 F in areas south of Interstate Highway 40, except in the states of Texas, New Mexico, and Oklahoma, a fertilizer solution is not required.

1) Use clean water to fill the spray tank half full; 2) Add the required amount of IMAZETHAPYR 2 F (use a calibrated measuring cup) to the spray tank and agitate the solution; 3) Add the adjuvants; and 4) add the rest of the water to the tank.

SPRAY TANK MIXES WITH OTHER HERBICIDES

For tank-mixes of IMAZETHAPYR 2 F with other herbicides, add the components in the following order. Agitate the mixture throughout the addition process.

1. Add clean water to fill the spray tank half full.
2. Add any product packaged in water-soluble pouches and mix thoroughly to dissolve the pouches and the product inside them.
3. Add wettable powders (WP), dispersible granules (DG), dry flowables (DF) or liquid flowable formulations.
4. Add IMAZETHAPYR 2 F and thoroughly mix.
5. Add other aqueous-based products.
6. Add emulsifiable concentrates (EC).
7. Add adjuvants (i.e., crop oil or surfactant)
8. Add liquid fertilizer.
9. Agitate and fill the tank with water.

Thoroughly drain and clean with water the spray equipment used for IMAZETHAPYR 2 F applications. If these cleaning instructions are not followed, injury to sensitive crops may result when the spray equipment is used to apply other products.

When IMAZETHAPYR 2 F is used as a tank mix partner with another herbicide, consult this label and the label of the other herbicide for proper use directions (rates, application methods and timing, weeds controlled, restrictions and precautions). Use the more restrictive label directions and precautions. Do not exceed either labels' maximum use rates. Do not mix IMAZETHAPYR 2 F if the other product's label prohibits use with IMAZETHAPYR 2 F.

SPRAYING INSTRUCTIONS

DO NOT apply when wind velocity exceeds 10 mph, or when spray may drift to sensitive crops such as, but is not limited to, leafy vegetables and sugar beets.

20/53

GROUND APPLICATIONS

Apply IMAZETHAPYR 2 F in a uniform manner to ensure thorough coverage using calibrated ground equipment in 10 or more gallons of water per acre at spray pressures between 20 to 40 psi. Use a minimum of 20 gallons of water per acre for applications to minimum or no-till crops. For fields heavily infested with vegetation or crop residues, use the higher gallonage. Follow the manufacturer's recommended boom height to ensure uniform coverage of weed foliage. For postemergence applications, do not use any nozzle tips other than flat-fan tips.

Do not overlap spray applications.

IMAZETHAPYR 2 F APPLICATIONS WITH A LOW VOLUME SPRAYER

Soybeans: Use a low volume (Spra-Coupe® type) sprayer and make IMAZETHAPYR 2 F applications before the weeds reach the maximum size noted in the tables below. Optimum weed control depends on good spray coverage of weeds, which is achieved by the use of calibrated sprayers at the recommended spray volume and pressure.

Low-volume applications of IMAZETHAPYR 2 F can be made using a minimum of 10 gallons per acre of spray solution with nozzle pressures between 40-60 psi. When spraying IMAZETHAPYR 2 F combinations including dicamba-containing (Banvel®) products on CLEARFIELD® corn, maintain spray pressures at less than 40 psi.

AERIAL APPLICATION

Aerial application of IMAZETHAPYR 2 F to crops is permitted unless otherwise noted in this label.

Apply using properly calibrated aerial equipment in 5 or more gallons of water per acre to deliver a uniform spray. When IMAZETHAPYR 2 F is used for POSTEMERGENCE control, optimum weed control requires **both** a non-ionic surfactant AND a fertilizer solution. Use the following rates:

- non-ionic surfactant: 1 quart per 100 gallons of spray solution
- OR
- crop oil concentrate: 1.25 gallons per 100 gallons of spray solution AND
 - liquid fertilizer: 1.25 gallons per 100 gallons of spray solution. (See the instructions under POSTEMERGENCE in the GENERAL APPLICATION INFORMATION section of this label.)

AERIAL SPRAY DRIFT REDUCTION ADVISORY

Avoiding spray drift at the application site is the responsibility of the applicator. The interaction of many equipment-and weather-related factors determine the potential for spray drift. The applicator and the grower are responsible for considering all these factors when making decisions. The applicator shall be responsible for any loss or damage which results from application of IMAZETHAPYR 2 F in a manner other than recommended in this label. The applicator must follow all applicable state and local regulations and ordinances in regard to aerial applications.

The applicator should be familiar with and take into account the information covered in the Aerial Drift Reduction Advisory Information presented below.

For states which have more stringent regulations, those regulations shall be observed.

The following drift management requirements must be followed to avoid off-target drift movement from aerial applications to agricultural field crops. These requirements do not apply to forestry applications, public health uses or to applications using dry formulations.

21/53

1. The distance of the outermost nozzles on the boom must not exceed $\frac{1}{4}$ the length of the wingspan or rotor.
2. Nozzles must always point backward parallel with the air stream and never be pointed downwards more than 45 degrees.

INFORMATION ON DROPLET SIZE

The most effective way to reduce drift potential is to apply large droplets. The best drift management strategy is to apply the largest droplets that provide sufficient coverage and control. Applying larger droplets reduces drift potential, but will not prevent drift if applications are made improperly, or under unfavorable environmental conditions (see WIND, TEMPERATURE AND HUMIDITY, and TEMPERATURE INVERSIONS).

CONTROLLING DROPLET SIZE

- Volume – Use high flow rate nozzles to apply the highest practical spray volume. Nozzles with higher rates flows produce larger droplets.
- Pressure – Do not exceed the nozzle manufacturer's recommended pressures. For many nozzle types, lower pressure produces larger droplets. When higher flow rates are needed, use higher flow rate nozzles instead of increasing pressure.
- Number of Nozzles – Use the minimum number of nozzles that provide uniform coverage.
- Nozzle Orientation – Orienting nozzles so that the spray is released parallel to the airstream produces larger droplets than other orientations and is recommended practice. Significant deflection from the horizontal will reduce droplet size and increase drift potential.
- Nozzle Type – Use a nozzle type that is designed for the intended application. With most nozzle types, narrower spray angles produce larger droplets. Consider using low drift nozzles. Solid stream nozzles oriented straight back produce the largest droplets and the lowest drift.

BOOM LENGTH

For some use patterns, reducing the effective boom length to less than $\frac{1}{4}$ of the wingspan or rotor length may further reduce drift without reducing swath width.

APPLICATION HEIGHT

Applications should not be made at a height greater than 10 feet above the top of the largest plants unless a greater height is required for aircraft safety. Making applications at the lowest height that is safe reduces exposure of droplets to evaporation and wind.

SWATH ADJUSTMENT

When applications are made with a crosswind, the swath will be displaced downward. Therefore, on the up and downwind edges of the field, the applicator must compensate for this displacement by adjusting the path of the aircraft upwind. Swath adjustment distance should increase with increasing drift potential (higher wind, smaller droplets, etc.).

WIND

Drift potential is lowest between wind speeds of 2-10 mph. However, many factors, including droplet size and equipment type, determine drift potential at any given speed. Application should be avoided below 2 mph due to variable wind direction and high inversion potential. NOTE: Local terrain can influence wind patterns. Every applicator should be familiar with local wind patterns and how they affect spray drift.

TEMPERATURE AND HUMIDITY

When making applications in low relative humidity, set up equipment to produce larger droplets to compensate for evaporation. Droplet evaporation is most severe when conditions are both hot and dry.

TEMPERATURE INVERSIONS

Applications should not occur during a temperature inversion because drift potential is high. Temperature inversions restrict vertical air mixing, which causes small suspended droplets to remain in a concentrated cloud. This cloud can move in with unpredictable directions due to the light variable winds common during inversions. Temperature inversions are characterized by increasing temperatures with altitude and are common on nights with limited cloud cover and light to no wind. They begin to form as the sun sets and often continue into the morning. Their presence can be indicated by ground fog; however, if fog is not present, inversion can also be identified by the movement of smoke from a ground source or an aircraft smoke generator. Smoke that layers and moves laterally in a concentrated cloud (under low wind conditions) indicates an inversion, while smoke that moves upward and rapidly dissipates indicates good vertical air mixing.

SENSITIVE AREAS

The pesticide should only be applied when the potential for drift to adjacent sensitive areas (e.g. residential areas, bodies of water, known habitat for threatened or endangered species, or non-target crops) is minimal (e.g. when wind is blowing away from the sensitive areas).

GENERAL APPLICATION INFORMATION

Postemergence

Use IMAZETHAPYR 2 F to control weeds in conservation tillage as well as in conventional production systems. Make applications early postemergence when weeds are actively growing and before they exceed a height of 3 inches, unless otherwise indicated in the tables in this label. Do not apply IMAZETHAPYR 2 F until the weeds are at the growth stage specified in this label.

Consult the ADJUVANTS section under INSTRUCTIONS FOR MIXING IMAZETHAPYR 2 F for direction on use of an adjuvant (either a crop oil concentrate or a surfactant) and a nitrogen-based fertilizer which must be added to the spray solution for optimum weed control

After a postemergence application of IMAZETHAPYR 2 F, cultivate 7-10 days later to ensure maximum weed control especially when soil conditions are dry. Apply IMAZETHAPYR 2 F at least one hour before rainfall or overhead irrigation.

IMAZETHAPYR 2 F applied postemergence is absorbed through both the roots and foliage of susceptible weeds. As a result, the weed stops growing and either dies or is not competitive with the desired crop. IMAZETHAPYR 2 F controls many existing broadleaf and grass weeds when applied postemergence as well as susceptible weeds that emerge after application.

Because the mode of action of IMAZETHAPYR 2 F requires it to be absorbed and translocated into the weed roots or foliage, the temperature at application is important. Cooler temperatures (50°F or less) reduces the efficacy of IMAZETHAPYR 2 F because photosynthesis and transpiration is reduced in the weeds, resulting in reduced uptake and translocation of IMAZETHAPYR 2 F. Improvement in IMAZETHAPYR 2 F effectiveness can be achieved if the IMAZETHAPYR 2 F application is delayed for 2 days from the time when the air temperature increases above 50°F; this applies only if the air temperature has been below 50°F for 10 hours or longer.

NO-TILL/MINIMUM TILLAGE AND DOUBLE CROP SOYBEANS

CLEARFIELD® corn or soybeans in no-till or minimum tillage and double crop soybean production systems: Use IMAZETHAPYR 2 F to control existing weeds and to provide residual

control of most weeds when applied preemergence or early postemergence. (Consult the WEEDS CONTROLLED tables below for weeds controlled and recommended weed size.)

Enhanced control is required when IMAZETHAPYR 2 F is applied before crop emergence or when weeds exceed the recommended size; use a contact herbicide as a tank-mix with IMAZETHAPYR 2 F. (See instructions for NO-TILL or REDUCED TILLAGE under PREEMERGENCE section of this label.)

SOIL APPLICATIONS

Conservation tillage systems designed to meet conservation compliance requirements, conventional, minimum tillage and no-till production systems: Effective weed control is achieved from early preplant, preplant incorporated or preemergence applications of IMAZETHAPYR 2 F to soybeans. The applicator may use his expertise to determine the appropriate method of application which will depend on the weeds expected.

The mode of action of IMAZETHAPYR 2 F requires it to be absorbed into the weed roots and be translocated within the plant to the parts of the plant that is actively growing where seed growth is stopped. The weeds will either die or will not compete with the desired crop.

Optimum activity is attained if sufficient soil moisture is available to ensure that IMAZETHAPYR 2 F residues reach the weed germination zone. Typically, enough rainfall or irrigation to moisten the soil to a depth of 2 inches is needed, although the amount may vary depending on how moist the soil is at application or the soil characteristics (texture, organic matter content). In situations when insufficient moisture is available to soils within 7 days after an application, cultivate the soil to control escaped weeds. Residual control of susceptible germinating weeds is achieved from IMAZETHAPYR 2 F applications when the soil receives adequate moisture after dry conditions. However, established weed control will depend on the species and how close the weed's root system is to IMAZETHAPYR 2 F residues in the soil.

SOIL APPLICATIONS WITH LIQUID FERTILIZERS

Soybeans: Apply IMAZETHAPYR 2 F via soil application using ground equipment and mixed with liquid fertilizers (20 gal or more per A). Tank-mixes of IMAZETHAPYR 2 F, liquid fertilizers plus pendimethalin (PROWL[®] 3.3 EC), trifluralin or S-dimethenamid (OUTLOOK[®])-containing herbicides are also permitted. Test for compatibility of tank-mixes with IMAZETHAPYR 2 F before adding to spray tank.

CLEARFIELD Corn: Apply IMAZETHAPYR 2 F via soil application using ground equipment and mixed with liquid fertilizers (20 gal. or more per A). Tank-mixes of IMAZETHAPYR 2 F, liquid fertilizers plus pendimethalin (PROWL[®] 3.3 EC) or S-dimethenamid (OUTLOOK[®])-containing herbicides is also permitted. Test for compatibility of tank-mixes with IMAZETHAPYR 2 F before adding to spray tank.

PREEMERGENCE (SURFACE APPLICATIONS)

Apply IMAZETHAPYR 2 F up to 45 days before planting; at planting conventional, reduced tillage or no-till production systems); or after planting and before crop emergence.

NO-TILL OR REDUCE TILLAGE

As described above, IMAZETHAPYR 2 F can be applied before, during or after planting. Use a minimum of 20 gallons of water per acre to ensure a thorough coverage. If there is dense vegetation or significant crop residues remaining in the field, a higher gallonage should be used.

Use the following tank-mix partners plus IMAZETHAPYR 2 F to achieve maximum grass control:

- Pendimethalin (PROWL® 3.3 EC) or S-dimethenamid (OUTLOOK®)-containing herbicides

Use the following tank-mix partners plus IMAZETHAPYR 2 F alone or in combination with pendimethalin- (Prowl 3.3 EC) or S-dimethenamid (Outlook)-containing herbicides to kill existing vegetation:

- Paraquat dichloride (Gramoxone® Extra)
- Starfire®
- Glyphosate (Roundup® Ultra)
- 2,4-D (early pre-plant; see 2,4-D label for limitations)

Do not use paraquat dichloride (Gramoxone® Extra), Starfire®, glyphosate (Roundup® Ultra), or 2,4-D if no vegetation is present at the time of application.

NOTE: Planters should be adjusted to ensure adequate soil coverage of seed to avoid crop injury.

PRE-PLANT INCORPORATED APPLICATIONS

In preparation of fields for planting, after application of IMAZETHAPYR 2 F, incorporate IMAZETHAPYR 2 F **thoroughly** into the soil to a depth of 1 to 2 inches. For plants grown on beds, apply and incorporate 1 to 2 inches into the bed soil after bed formation and use a PTO-driven equipment or a rolling cultivator. Apply IMAZETHAPYR 2 F up to 45 days before planting soybeans.

For control of nutsedge in peanuts, incorporate the soil-applied IMAZETHAPYR 2 F with two passes of the incorporation implement, ensuring that the second pass is made at an offset angle to the first pass (minimizes the potential for streaking).

FEDERAL CONSERVATION RESERVE PROGRAM (CRP) AND AGRICULTURAL RESERVE PROGRAM (ARP) LAND SEEDED TO FORAGE LEGUME SPECIES AND PERENNIAL FORAGE GRASSES

IMAZETHAPYR 2 F controls many annual broadleaf and grass weeds in CRP and ARP lands on which cover crops such as forage legumes or grasses are grown.

Temporary reduction in growth of legumes and grasses may result from an IMAZETHAPYR 2 F application; however, once plants overcome these temporary effects they become well established from lack of weed competition.

Cover Crops	Rates and Timing of IMAZETHAPYR 2 F	Other Precautions and Restrictions
Forage Legumes (including alfalfa, clovers, crownvetch, birdsfoot, trefoil, and lespedeza) Grasses (big bluestem, little bluestem, switchgrass, Russian wildrye, intermediate wheatgrass, crested wheatgrass, western wheatgrass, tall wheatgrass, smooth brome, canarygrass or orchardgrass)	Postemergence: 4 fl. oz./A. Apply to seedling legumes (with at least 3 fully expanded trifoliolate leaves). Apply to established legumes in the fall or in the spring before weeds exceed the maximum recommended size for control. DO NOT apply to seeded grasses until they have 4 leaves. NOTE: For a list of weeds controlled, refer to the WEEDS CONTROLLED tables under the SOYBEAN section of this label.	DO NOT feed or graze legumes or grasses following an IMAZETHAPYR 2 F application. DO NOT cut treated legumes or grasses for hay or forage. DO NOT harvest legume seeds for livestock feed. DO NOT use seeds from treated legumes for sprouting. Make one application of IMAZETHAPYR 2 F per year. When cover crops are planted into fields previously treated with IMAZETHAPYR 2 F for weed control in soybeans, do not make an IMAZETHAPYR 2 F application to the cover crop until the following spring.

ALFALFA AND CLOVER

Applied postemergence to alfalfa and clover, IMAZETHAPYR 2 F controls a number of broadleaf and grass weeds. Alfalfa and clover withstand postemergence applications of IMAZETHAPYR 2 F after the second trifoliolate leaf has expanded, although reduction in plant height or slight leaf yellowing may occur soon after application. IMAZETHAPYR 2 F may be applied to summer, fall or spring seeded alfalfa or clover, to dormant and semi-dormant alfalfa or clover, or between cuttings.

For optimum control, weeds must be actively growing when IMAZETHAPYR 2 F is applied but not greater than 3 inches in height. When weeds are under stress from weather (cold, drought), they may be more difficult to control.

Alfalfa or clover may show temporary stunting and yellowing if IMAZETHAPYR 2 F is applied when temperatures are below 40°F.

Crop	Rates and Timing of IMAZETHAPYR 2 F	Other Precautions and Restrictions
Seedling Alfalfa, Clover	Postemergence only: 3-6 fl. oz./A Apply IMAZETHAPYR 2 F when the seedling alfalfa or clover is in the second (2 nd) trifoliolate stage or larger and when the majority of the weeds are 1-3 inches. Refer to the section on WEEDS CONTROLLED below. Apply to low growing weeds (such as mustards) before the rosette exceeds 3 inches. Seedling alfalfa or clover may exhibit a temporary reduction in growth.	Do not apply more than 0.094 lb ai/A (6 oz/A IMAZETHAPYR 2 F) per year. In ND and MN north of Highway #210, DO NOT apply more than 0.063 lb ai/A (4 fl. oz. IMAZETHAPYR 2 F). Do not apply more than 0/063 lb ai/A (4 fl. oz. IMAZETHAPYR 2 F) during the last year of the stand.
Established Alfalfa, Clover	Postemergence only: 3-6 fl. oz./A Apply in the fall, in the spring to dormant, or semi-dormant alfalfa or clover (less than 3 inches of re-growth), or between cuttings. Any application should be made before significant alfalfa or clover re-growth (3 inches) occurs to ensure IMAZETHAPYR 2 F reaches the target weeds. If weed control is desired while the alfalfa or clover is actively growing after a cutting is made, first remove the hay from the field and then apply IMAZETHAPYR 2 F to alfalfa or clover before significant re-growth occurs.	Do not feed, graze or harvest alfalfa or clover for 30 days following an application of IMAZETHAPYR 2 F to alfalfa or clover. In fields treated with IMAZETHAPYR 2 F, do not replant alfalfa or clover for 4 months following an IMAZETHAPYR 2 F application.
Dormant Alfalfa, Clover	Postemergence only: 3-6 fl. oz./A Apply in the fall after the last cutting. Apply in the spring to dormant alfalfa or clover or as these crops break dormancy but before the alfalfa or clover exceeds 3 inches.	Refer to the ROTATIONAL CROP RESTRICTIONS table at the end of this label.
Interseeded Oats in Alfalfa, Clover	Postemergence only: 3-6 fl. oz./A Reduced soil erosion and better establishment of alfalfa or clover are achieved if oats are interseeded with these crops. However, oats compete with the alfalfa or clover. IMAZETHAPYR 2 F applied when the oats have 3-4 leaves will kill or significantly reduce the growth of the oats while ensuring the benefits of minimal soil erosion or competition from the oats.	

WEEDS CONTROLLED

IMAZETHAPYR 2 F will control or reduce competition from the weeds listed below. Refer to the GENERAL INFORMATION section of this label for mixing instructions when weeds are at the maximum recommended growth stage, or are under stress.

For best results, apply before the weeds exceed the size indicated below.

BROADLEAF WEED POSTEMERGENCE CONTROL OR SUPPRESSION (√ = Reduced Competition) IN ALFALFA AND CLOVER

Weeds Controlled	IMAZETHAPYR 2 F APPLICATION RATE		
	3 oz./A	4 oz./A	6 oz./A
	MAXIMUM WEED SIZE IN INCHES AT APPLICATION		
Artichoke, Jerusalem	√	6	8
Beets, wild	4	5	6
Bedstraw, catchweed		3	4
Buckwheat, wild		3	4
Chickweed, Common	√	3	4
Mouseear	√	3	3
Cocklebur, common	√	8	8
Cress, hoary		√	√
Dandelion		√	√ (5)
Dock, broadleaf (seedling) curly (seedling)			√ (6) √ (6)
Dodder			√ ^a
Fiddleneck			√ (4)
Filaree, redstem whitstem		√ √	3 3
Fleabane, rough		3	3
Flixweed	√	3	4
Goosefoot, nettleleaf	√	3	4
Grousel, common			√ (3)
Henbit		√	3
Jimsonweed		3	4
Knotweed, prostrate		√	3
Kochia (non-ALS resistant)	√	3	3
Lambsquarter, common (1-2 leaves)		√	√ (2)
Lettuce, miners		3	4
Mallow, Common Little		3 3	3 3
Marshelder		4	6
Morningglory, entireleaf ivyleaf pitted smallflower tall		√ √ √ 3 √	3 3 3 4 3
Mustards, tumble wild black	3 3 3	3 3 3	4 4 4
Nettle, burning		3	4

29/53

27/53

IMAZETHAPYR 2 F APPLICATION RATE			
	3 oz./A	4 oz./A	6 oz./A
Weeds Controlled	MAXIMUM WEED SIZE IN INCHES AT APPLICATION		
Nightshade, Black	3	3	4
Eastern black	3	3	4
Hairy	3	3	4
Oxtongue, bristly			√ (3)
Pennycress, field	3	3	4
Pepperweed, field	3	3	4
Virginia	√	3	3
Pigweed redroot	4	6	8
smooth	4	6	8
spiny		6	8
Radish, wild		√	4
Ragweed, Common		2	3
Giant		3	3
Redmaids		3	4
Rocket, London	3	4	6
Yellow	√	3	4
Rockpurslane, dessert			3
Shephersdspurse	3	3	4
Smartweed, Ladysthumb	√	3	4
Pennsylvania swamp (seedling)	√	3	4
Spurge, Prostrate		√	3
Spotted		√	3
Petty		3	4
Spurry, corn		3	3
Sunflower, common	√	4	6
Swinecress		3	3
Tansymustard, Green	3	3	4
Pinnate	3	3	4
Thistle, Russian	√	3	3
Velvetleaf	√	3	4
Watercress, creeping		2	3
Watercress		3	3
Willowweed, panicle		3	3

^a Suppression of dodder (*cuscuta*, spp) is best achieved when IMAZETHAPYR 2 F is applied with a crop oil concentrate or methylated seed oil after dodder has emerged but prior to or soon after attachment.

GRASSES AND SEDGES POSTEMERGENCE CONTROL OR SUPPRESSION (√ = Reduced Competition) IN ALFALFA AND CLOVER ^{a, b}

IMAZETHAPYR 2 F APPLICATION RATE		
	4 oz./A	6 oz./A
Weeds Controlled ^{a, b}	MAXIMUM WEED SIZE IN INCHES AT APPLICATION	
Barnyardgrass	√	3
Bluegrass, annual		√ (3)
Canarygrass, littleseed	√	√ (3)

28/53

IMAZETHAPYR 2 F APPLICATION RATE		
	4 oz./A	6 oz./A
Weeds Controlled ^{a,b}	MAXIMUM WEED SIZE IN INCHES AT APPLICATION	
Cereals, volunteer,		
Barley	√	√(4)
Oats	√	√(4)
Wheat	√	√(4)
Crabgrass		
Large	√	3
Smooth	√	3
Cupgrass, wooly ^c	3	3
Foxtail,		
Giant	6	6
Green	3	4
Yellow	3	3
Johnsongrass,		
Seedling	8	8
Rhizome	√	√(6-12)
Millet, wild proso	√	3
Nutsedge,		
Yellow	√	√(6)
Purple	√	√(6)
Oats, wild	√	√(4)
Rice, red	3	4
Shattercane	8	10
Signalgrass, broadleaf	√	8
Quackgrass ^d		√(7)

^a. Although IMAZETHAPYR 2 F is active against many grass species, when heavy grass pressure is expected, IMZA 2 provides optimum weed control as a sequential application with a registered postemergence grass herbicide such as sethoxydim (Poast[®] Plus).

^b IMAZETHAPYR 2 F applications results in reduced growth (suppression) of perennial grasses (orchardgrass, fescues, bromes or timothy) and these grasses do not compete with alfalfa or clover stands.

^c For control of emerged wooly cupgrass only.

^d Suppression of quackgrass is achieved only if the application of IMAZETHAPYR 2 F is made when the weed is actively growing and before it exceeds 7 inches in height.

TANK MIX COMBINATIONS WITH IMAZETHAPYR 2 F PLUS OTHER HERBICIDES – ALFALFA AND CLOVER

Tank-mixes of IMAZETHAPYR 2 F plus other herbicides will control weeds not listed on this label. Some common herbicides which can be tank-mixed with IMAZETHAPYR 2 F include:

- Bromoxynil (Buctril[®])
- 2,4-DB
- Sethoxydim (Poast[®], Poast[®] Plus)
- Clethodim (Prism[®])
- Clethodim (Select[®]).

When IMAZETHAPYR 2 F is used as a tank mix partner with another herbicide, consult this label and the label of the other herbicide for proper use directions (rates, application methods and timing, weeds controlled, restrictions and precautions). Use the more restrictive label directions and precautions. Do not exceed either label's maximum use rates. Do not mix IMAZETHAPYR 2 F if the other product's label prohibits use with IMAZETHAPYR 2 F.

29/53

CLEARFIELD® CORN (EXCLUDING CA)

Rates and Timing of IMAZETHAPYR 2 F	Other Precautions and Restrictions
<p>Early preplant, preplant incorporated, preemergence, postemergence (includes minimum and no-till): 4 oz./A by broadcast application (1 gallon treats 32 acres)</p> <p>ND and MN north of Highway #210: postemergence application only; 3 oz/A</p>	<p>DO NOT use in the state of CA.</p> <p>Do not apply more than 0/063 lb ai/A (4 oz. IMAZETHAPYR 2 F) per year.</p> <p>Make only one application per season.</p> <p>Do not harvest prior to 45 days after treatment (silage, fodder, grain)</p> <p>Do not graze or feed treated corn forage, silage, fodder, or grain for at least 45 days after an IMAZETHAPYR 2 F application.</p> <p>Refer to the GENERAL INFORMATION section of this label for further information on application of IMAZETHAPYR 2 F to this crop.</p> <p>Refer to the ROTATIONAL CROP RESTRICTIONS table at the end of this label.</p>

WEEDS CONTROLLED

IMAZETHAPYR 2 F will control or reduce competition from the weeds listed below. Refer to the GENERAL INFORMATION section of this label for mixing instructions when weeds are at the maximum recommended growth stage, or are under stress.

For best results, apply before the weeds exceed the size indicated below. The number under Maximum Leaf Stage indicates the MAXIMUM number of leaves at which weeds should be sprayed postemergence.

BROADLEAF WEED CONTROL (X = Control) OR REDUCED COMPETITION (√ = Reduced Competition) IN CLEARFIELD CORN

	SOIL APPLIED	POSTEMERGENCE	
Weeds Controlled		Maximum Leaf Stage (Maximum Number of Leaves on Weed) At Application	Maximum Size in Inches at Application
Alligator weed		4	1-3
Anoda, spurred	X	2	1-2
Artichoke, Jerusalem		8	6-10
Buffalobur	X ^b	√	1-3
Bristly starbur		2	1-2
Carpetweed	X		
Cocklebur, common	√	8	1-8
Galinsoga	X		
Jimsonweed	X ^b	4	1-3
Kochia (non-ALS resistant)	X	4	1-3
Lambsquarters, common	X ^b	√	1-2
Mallow, Venice	√		
Marshelder	X	4	1-3

30/53

Weeds Controlled	SOIL APPLIED	POSTEMERGENCE	
		Maximum Leaf Stage (Maximum Number of Leaves on Weed) At Application	Maximum Size in Inches at Application
Morningglory, Entireleaf	√	2	1-2
Ivyleaf	√	2	1-2
Pitted smallflower	√	2	1-2
Tall	X	4	1-3
Mustard sp.	√	2	1-2
Mustard sp.	X	4	1-3
Nighthshade, Black	X	4	1-3
eastern black	X	4	1-3
Hairy	X	4	1-3
Pigweed, Redroot	X	8	1-8
Smooth	X	8	1-8
Spiny	X	8	1-8
Poinsettia, wild	X		
Puncturevine	X		
Purslane, common	X		
Pusley, Florida	X		
Side, prickly	X ^b		
Ragweed, Common	√	4	1-3
Giant	√	4	1-3
Sage, barnyard		√	1-3
Smartweed, ladysthumb	X	4	1-3
Pennsylvania	X	4	1-3
Spurge, Prostrate	X	4	1-3
Spotted	X	4	1-3
Sunflower	X ^b	4	1-3
Velvetleaf	X ^b	4	1-3
Thistle, Canada		R	1-3

^a DO NOT count cotyledon leaves when determining weed stage of growth.

^b Preplant incorporated soil treatments of IMAZETHAPYR 2 F provides more consistent control of these weeds.

GRASS WEED CONTROL (X = CONTROL) OR REDUCED COMPETITION (√ = Reduced Competition) IN CLEARFIELD CORN ^{a, c}

Weeds Controlled ^{a, c}	SOIL APPLIED	POSTEMERGENCE	
		Maximum Leaf Stage (Maximum Number of Leaves on Weed) At Application ^b	Maximum Size in Inches at Application
Barnyardgrass	√	3	1-3
Crabgrass, Large	√	3	1-3
Smooth	√	3	1-3
Cupgrass, woolly		3	1-3
Foxtail,			

31/53

Giant Green Yellow	X X X	6 3 3	1-6 1-3 1-3
Goosegrass	√		
Johnsongrass, Seedling Rhizome	X	6 √	1-8 6-12
Millet, wild proso	√	√	1-3
Panicum, Fall Texas	√ √		
Red rice		3	1-3
Sandbur, field	√	√	<1
Shattercane	√	6	1-8
Signalgrass, broadleaf	√	4	1-8
Sorghum almum	√	6	1-3

SEDGES

Nutsedge, Purple Yellow	√ √	√ √	1-3 1-3
-------------------------	--------	--------	------------

^a Preplant incorporated treatments of IMAZETHAPYR 2 F provide more consistent grass weed grass.

^b DO NOT count cotyledon leaves when determining weed stage of growth.

^c When heavy grass pressure is expected, best weed control is obtained when a soil-applied grass herbicide (pendimethalin (Prowl) or S-dimethenamid (Outlook)) is made followed by a postemergence application of IMAZETHAPYR 2 F. If used as a burndown herbicide, apply pendimethalin herbicide preemergence or early postemergence and DO NOT soil incorporate. Alternatively, apply IMAZETHAPYR 2 F sequentially after a registered burndown herbicide and/or soil applied atrazine-containing product has been made.

**ND and MN NORTH OF HIGHWAY #210
WEED POSTEMERGENCE CONTROL (X = Control) OR REDUCED COMPETITION (√
= Reduced Competition) IN CLEARFIELD CORN**

Weeds Controlled ^a	Maximum Leaf Stage at Application ^b	Maximum Size in Inches at Application
Kochia (non-ALS resistant)	4	1-3
Mustard, species	4	1-3
Nightshade, Black eastern black Hairy	4 4 4	1-3 1-3 1-3
Pigweed, redroot	4	1-4
Wild oats*	3	1-4

^a Competition from wild oats will be reduced.

^b DO NOT count cotyledon leaves when determining weed stage of growth.

TANK MIX COMBINATIONS WITH IMAZETHAPYR 2 F PLUS OTHER HERBICIDES OR INSECTICIDES – CLEARFIELD CORN

Although IMAZETHAPYR 2 F controls and/or suppresses many broadleaf and grass species, alternating the use of herbicides with different modes of action is recommended. Other soil-applied grass herbicides, such as those listed below, will control some weeds not on the IMAZETHAPYR 2 F label and will enhance control of other weeds such as common lambsquarters.

When IMAZETHAPYR 2 F is used as a tank mix partner with another herbicide, consult this label and to the label of the other herbicide for proper use directions (rates, application methods and timing, weeds controlled, restrictions and precautions). Use the more restrictive label restrictions

and precautions. Do not exceed either label's maximum use rate. Do not mix IMAZETHAPYR 2 F if the other product's label prohibits use with IMAZETHAPYR 2 F.

- Atrazine ^{a, b}
- Atrazine + Dicamba (Marksman) ^a
- Bromoxynil (Buctril) ^{a, b}
- Dicamba (Banvel) ^{a, c}
- Dicamba (Clarity) ^{a, c}
- S-Dimethenamid (Outlook)
- S-Metolachlor (Dual)
- Nicosulfuron (Accent) ^{d, e}
- Pendimethalin (Prowl 3.3 EC)
- Sodium Bentazon (Basagran) ^a

^a IMAZETHAPYR 2 F plus any of the following may reduce grass activity: atrazine, bromoxynil (Buctril[®]), dicamba (Banvel[®]), sodium bentazon (Basagran[®]), dicamba (Clarity[®]), or atrazine + dicamba (Marksman[®]).

^b IMAZETHAPYR 2 F plus bromoxynil (Buctril) or IMAZETHAPYR 2 F plus atrazine postemergence may cause some corn leaf burn. In tank-mixes of Bromoxynil plus IMAZETHAPYR 2 F, **DO NOT** use crop oil concentrates as adjuvants.

^c Dicamba (Banvel[®] or Clarity[®]) herbicide applications during periods of rapid growth may cause corn to lean but this effect is only temporary.

^d Nicosulfuron (Accent) in combination with IMAZETHAPYR 2 F on Pioneer imidazolinone-resistant (IR) corn: use any registered soil insecticide applications.

^e Nicosulfuron (Accent) in combination with IMAZETHAPYR 2 F on imidazolinone-tolerant (IT) hybrids: **DO NOT** use terbufos (Counter[®] 15G). Instead, use other registered carbamate, pyrethroid or organophosphate insecticides (terbufos (Counter[®] CR) banded applications only or phorate (Thimet[®]).

Labeled, banded or in-furrow applications of all soil insecticides may be used in combination with Pioneer[®] Imidazolinone resistant (IR) corn hybrids. However, injury may occur in Imidazolinone-tolerant hybrids from other seed companies when soil insecticides are used in combination with IMAZETHAPYR 2 F.

DO NOT use terbufos (Counter[®] 15G) in-furrow with imidazolinone tolerant corn hybrids. Instead, use other registered carbamate, pyrethroid or organophosphate insecticides as banded applications (terbufos (Counter[®] CR) or phorate (Thimet[®])) or in-furrow applications of Counter CR[®] or other registered carbamate or pyrethroid insecticides may be used in combination with IMAZETHAPYR 2 F[®] applications.

United Phosphorus, Inc. has not tested all hybrids in which the imidazolinone tolerance trait is claimed and to the extent allowed by applicable law cannot be responsible for factors which are beyond its control, such as growing conditions, environmental conditions, grower practices and the specific genetics of each hybrid tolerance to IMAZETHAPYR 2 F and insecticide applications.

NAVY, GREAT NOTHERN, RED KIDNEY, BLACK TURTLE, CRANBERRY, PINTO, LIMA, AND SMALL WHITE TYPE DRY BEANS, ADZUKI, LENTILS, WHITE LUPINS, CHICKPEAS, ENGLISH AND SOUTHERN PEAS

The following tables describe the directions for use in the states east of and including North Dakota, South Dakota, Wyoming, Colorado, and New Mexico (except the states east of and including Vermont, Massachusetts, and Connecticut).

33/53

Navy, Great Northern, Red Kidney, Black Turtle, Cranberry, Pinto, Lima, Small White Dry Beans, Adzuki, Lentils, White Lupins, Chickpeas, English and Southern peas in the following locations:

~~States East of and including~~ North Dakota, South Dakota, Wyoming, Colorado, and New Mexico (except the states east of and including Vermont, Massachusetts, and Connecticut)

Use Rates of IMAZETHAPYR 2 F (oz. IMAZETHAPYR 2 F/A)	Application Timing and Other Precautions and Restrictions
<p>Do NOT apply more than 0.063 lb ai/A (4 oz. IMAZETHAPYR 2 F/A) per year to peas and beans in this region.</p> <p>In Michigan or the Delaware, Maryland, and Virginia (DelMarVa) peninsula: DO NOT apply more than 0.032 lb ai/A (2 oz. IMAZETHAPYR 2 F) to sands or loamy sand soils per season.</p> <p>In North Dakota, or north of Highway #210 in Minnesota: DO NOT apply more than 0.032 lb ai/A (2 oz. IMAZETHAPYR 2 F) per season.</p>	<p>Do not apply more than one application of IMAZETHAPYR 2 F per year.</p> <p>DO NOT apply this product through any type of irrigation system.</p> <p>DO NOT apply to Domino variety black turtle beans. Pinto varieties UI-111 and Olathe are more sensitive to IMAZETHAPYR 2 F than other varieties</p> <p>Preplant Incorporated Applications: Apply up to 3 oz. IMAZETHAPYR 2 F per acre within 1 week of planting dry beans. Apply up to 4 oz. per acre within 1 week prior to planting Southern peas only. A tank-mix with a registered grass herbicide is permitted.</p> <p>Preemergence Applications: Apply up to 3 oz. IMAZETHAPYR 2 F per acre. Apply up to 4 oz. per acre to southern peas only. Immediately after application, or up to 3 days after planting, IMAZETHAPYR 2 F may be applied in a tank mix with a registered grass herbicide. Alternatively IMAZETHAPYR 2 F can be applied preemergence following a preplant incorporated application of a registered grass herbicide.</p> <p>Early Postemergence Applications: Apply up to 3 oz. IMAZETHAPYR 2 F per acre to dry beans, dry edible peas, and English peas. Apply up to 4 oz. IMAZETHAPYR 2 F per acre for southern peas only. Apply to dry beans with at least one fully expanded trifoliolate leaf. Apply to dry edible peas, English peas, and southern peas that are at least 3 inches in height but prior to 5 nodes and before flowering.</p> <p>Use trifluralin before an IMAZETHAPYR 2 F application to reduce the likelihood and severity of crop injury. In this case, a nonionic surfactant containing at least 80% active ingredient must be added to the spray solution at a rate of 2 pints per 100 gallons of spray mixture. The nonionic surfactant must contain and should be used.</p> <p>If a tank-mix with sodium bentazon (Basagran®) plus IMAZETHAPYR 2 F is applied to control weeds not listed on the IMAZETHAPYR 2 F label, some antagonism may be observed resulting in reduced control of grass weeds. In this case ONLY, add a nitrogen-based fertilizer as a spray additive.</p> <p>Use nonionic surfactants. Do not use crop oils, methylated seed oils or petroleum oils.</p> <p>DO NOT APPLY IMAZETHAPYR 2 F POSTEMERGENCE BEFORE THE CROP HAS AT LEAST ONE TRIFOLIATE LEAF OR PEAS ARE AT LEAST THREE INCHES IN HEIGHT. CROP INJURY (REDUCED CROP GROWTH AND/OR DELAYED MATURITY) MAY RESULT. DO NOT APPLY IMAZETHAPYR 2 F POSTEMERGENCE TO LIMA BEANS, LENTILS, WHITE LUPINS, OR CHICKPEAS.</p> <p>Do not harvest within 30 days of application to succulent snap beans, lima beans, chickpeas (AZ and CA), English peas, Southern peas Do not harvest prior to 60 days of application to dry edible peas, lentils,</p>

34/53

	chickpeas, red kidney beans, and other dry beans or pea types listed on this label Consult the "ROTATIONAL CROP RESTRICTIONS" table at the end of this label.
--	--

Lima Beans, Chickpeas (Garbanzos), Lentils, and White Lupins

Use Rates of IMAZETHAPYR 2 F (oz. IMAZETHAPYR 2 F/A)	Application Timing and Other Precautions and Restrictions	Weeds Controlled in Preplant incorporated, Preemergence, or Early Postemergence
<p>Do not apply more than the rates noted below:</p> <p>0.032 lb ai/A (2 oz. IMAZETHAPYR 2 F) per season (MI, DE, MD, VA with sand or loamy sand soils)</p> <p>0.032 lb ai/A (2.oz. IMAZETHAPYR 2 F) per season (MN, ND north of highway 210)</p> <p>0.048 lb ai/A (3 oz. IMAZETHAPYR 2 F) per season (preplant incorporated)</p> <p>0.063 lb ai/A (4 oz. IMAZETHAPYR 2 F) per season (Southern peas only)</p>	<p>DO NOT use on white lupins grown on sand or loamy sand soils.</p> <p>Preplant incorporated: apply up to 3 oz/A within 1 week prior to planting. Tank mixing with other registered herbicides is permitted.</p> <p>Preemergence: apply up to 3 oz./A immediately after planting or as long as 3 days after planting. Weeds must be less than 2 inches tall at application for optimum control. Use IMAZETHAPYR 2 F in tank mixes with a registered grass herbicide OR apply IMAZETHAPYR 2 F preemergence after a preplant incorporated application of a registered grass herbicide.</p> <p>Consult the "ROTATIONAL CROP RESTRICTIONS" table at the end of this label.</p>	<p>At 2 oz/A rate: Mustard, wild Nightshade, black# Nightshade, eastern black#</p> <p>#suppression only</p> <p>At 3 oz/A rate: Mustard, wild Nightshade, black Nightshade, eastern black Nightshade, hairy Pigweed, redroot</p>

**BROADLEAF WEED CONTROL (X = Control) OR REDUCED COMPETITION (√ =
Reduced Competition) AT 4 OZ/A RATE IN SOUTHERN PEAS**

Weeds Controlled	SOIL APPLIED	POSTEMERGENCE	
		Maximum Leaf Stage (Maximum Number of Leaves on Weed) At Application ^c	Maximum Size in Inches at Application
Anoda, spurred	X	2	1-2
Artichoke, Jerusalem		8	6-10
Buffalobur	X ^a		
Bristly starbur		2	1-2
Carpetweed	X		
Cocklebur, common	√	8	1-8
Galinsoga	X		
Jimsonweed	X ^b	4	1-3
Kochia (non-ALS resistant)	X	4	1-3
Lambsquarters, common	X ^b	√	1-2
Mallow, Venice	√		
Morningglory, Entireleaf	√	2	1-2
Ivyleaf	√	2	1-2
Pitted	√	2	1-2
Smallflower	X	4	1-3
Tall	√	2	1-2
Mustard sp.	X	4	1-3
Nighshade, Black	X	4	1-3
eastern black	X	4	1-3
Hairy	X	4	1-3
Pigweed, Redroot	X	4	1-4
Smooth	X	4	1-4
Spiny	X	4	1-4
Poinsettia, wild	X		
Puncturevine	X		
Purslane, common	X		
Pusley, Florida	X		
Sida, prickly	X ^b		
Ragweed, Common	√	4	1-3
Giant	√	4	1-3
Sage, barnyard		√	1-3
Smartweed, Ladysthumb	X	4	1-3
Pennsylvania	X	4	1-3
Spurge, Prostrate	X	4	1-3
Spotted	X	4	1-3
Sunflower, common	X ^b	4	1-3
Thistle, Canada		√	1-3
Velvetleaf	X ^b	4	1-3

^a For this weed, light to moderate infestations are best treated preplant incorporated by soil applications only.

^b Preplant incorporated soil applications give more consistent results for these weeds.

^c The cotyledon leaves must NOT be counted for weed stage of growth.

36/53

GRASS WEED CONTROL (X = Control) OR REDUCED COMPETITION (√ = Reduced Competition) AT 4 OZ/A RATE IN SOUTHERN PEAS

	SOIL APPLIED	POSTEMERGENCE	
		Maximum Leaf Stage (Maximum Number of Leaves on Weed) At Application ^c	Maximum Size in Inches at Application
Weeds Controlled ^b			
Barnyardgrass	√	3	1-3
Crabgrass,			
Large	√	3	1-3
smooth	√	3	1-3
Cupgrass, wooly ^b		3**	1-3
Foxtail,			
Giant	X	6	1-6
Green	X	3	1-3
robust purple	X	3	1-3
robust white	X	3	1-3
Yellow	X	3	1-3
Goosegrass	√		
Johnsongrass,			
Seedling	X	6	1-8
Rhizome		√	1-8
Panicum,			
Fall	√		
Texas	√		
Red rice		3	1-3
Shattercane	√	6	1-8
Signalgrass, broadleaf	√	4	1-8
Nutsedge			
Purple	√	√	1-3
Yellow	√	√	

^a Preplant incorporated applications give more consistent results if applied by soil to grasses.

^b Emerged woolly cupgrass is the only weed controlled by IMAZETHAPYR 2 F.

^c The cotyledon leaves must NOT be counted for weed stage of growth.

RED KIDNEY BEANS (CALIFORNIA POSTEMERGENCE APPLICATIONS)

Use Rates of IMAZETHAPYR 2 F (oz. IMAZETHAPYR 2 F/A)	Application Timing and Other Precautions and Restrictions
3 oz	<p>Aerial application is prohibited. Make only 1 application per year. Do not apply more than 0.047 lb ai/A (3 oz./A IMAZETHAPYR 2 F) per year. Postemergence: Use of a nonionic surfactant is required. Use 2 pints of an 80:20 (80% IMAZETHAPYR 2 F, 20% surfactant) mix per 100 gallons of spray mixture. Make application when weeds are actively growing. Bean plants must have at least 1 fully expanded trifoliolate leaf at application to avoid crop injury (reduced crop growth and delayed maturity). If crop and weeds are under stress (due to weather, extreme wet or dry conditions), DO NOT apply IMAZETHAPYR 2 F. Seven to 10 days after application of IMAZETHAPYR 2 F, cultivate to maximize weed control. This activity is highly recommended if soil is dry. Do not harvest prior to 60 days after treatment with IMAZETHAPYR</p>

37/53

	2 F Consult the "ROTATIONAL CROP RESTRICTIONS" table at the end of this label.
--	---

POSTEMERGENCE WEED CONTROL (X = Control) OR REDUCED COMPETITION (✓ = Reduced Competition) AT 3 OZ/A RATE IN RED KIDNEY BEANS (CALIFORNIA)

Weeds Controlled	Maximum Leaf Stage (maximum number of leaves on weed at application)	Size in Inches at Application
Kochia (non-ALS resistant)	4	1-3
Mustard, wild	4	1-3
Nightshade, black	4	1-3
eastern black	4	1-3
hairy	4	1-2
Pigweed, redroot	4	1-3

SNAP BEANS

Use Rates of IMAZETHAPYR 2 F (oz. IMAZETHAPYR 2 F/A)	Application Timing and Other Precautions and Restrictions	Weeds Suppressed in Preplant incorporated or Preemergence
1.5 oz. (AL, FL, GA, IL, MN, MI, NJ, NC WI only)	<p>Aerial application is prohibited. Make only 1 application per year. Do not apply after July 31st (June 30th in NJ). Do not apply more than 0.023 lb ai/A (1.5 oz./A IMAZETHAPYR 2 F) per year. Preplant incorporated: apply 1.5 oz/A to within 7 days before planting. Tank mixing with other registered herbicides is permitted. Preemergence: apply 1.5 oz./A immediately after or up to 1 day after planting. Use IMAZETHAPYR 2 F in tank mixes with a registered grass herbicide OR apply IMAZETHAPYR 2 F after a preplant incorporated application of a registered grass herbicide.</p> <p>Do not harvest prior to 30 days after treatment. Consult the "ROTATIONAL CROP RESTRICTIONS" table at the end of this label.</p>	Common Purslane Redroot Pigweed Eastern Black Nightshade Wild Mustard
1.5 oz. (WI, IL, IN, IA, MN, MI only)	<p>Aerial application is prohibited. Make only 1 application per year. Do not apply after July 31st Do not apply more than 0.023 lb ai/A (1.5 oz./A IMAZETHAPYR 2 F) per year. Preplant incorporated: apply 1.5 oz/A up to within 7 days before planting. Tank mixing with other registered herbicides is permitted. Preemergence: apply 1.5 oz/A immediately after or up to 1 day after planting. Use IMAZETHAPYR 2 F in tank mixes with a registered grass herbicide OR apply IMAZETHAPYR 2 F after a preplant incorporated application of a registered grass herbicide.</p> <p>Do not harvest prior to 30 days following treatment. Consult the "ROTATIONAL CROP</p>	Eastern Black Nightshade Redroot Pigweed Wild Mustard

38/53

<p>1.5 oz. (AR, MO, NC, OK, TX (counties of Bailey, Castro, Lamb and Parmer only), NM (counties of Curry and Roosevelt only))</p>	<p>RESTRICTIONS" table at the end of this label.</p> <p>Aerial application is prohibited. Make only 1 application per year. Do not apply after July 31st. Do not apply more than 0.023 lb ai/A (1.5 oz./A IMAZETHAPYR 2 F) per year.</p> <p>Postemergence: Bean plants must have at least true leaf at application to avoid crop injury (reduced crop growth and delayed maturity). Tank mix 1.5 oz/A IMAZETHAPYR 2 F with Basagran®. Use of a nonionic surfactant is required. Use 2 pints of an 80:20 (80% IMAZETHAPYR 2 F, 20% surfactant) mix per 100 gallons of spray mixture. Follow the use directions and restrictions on the Basagran label.</p> <p>Do not harvest prior to 30 days after treatment. Consult the "ROTATIONAL CROP RESTRICTIONS" table at the end of this label.</p>	<p>Eastern Black Nightshade Redroot Pigweed</p>
---	---	---

**SUCCULENT PEAS, DRY EDIBLE PEAS, LENTILS,
CHICKPEAS (EXCLUDING AZ AND CA), AND LIMA BEANS**

<p>Use Rates of IMAZETHAPYR 2 F (oz. IMAZETHAPYR 2 F/A)</p>	<p>Application Timing and Other Precautions and Restrictions</p>	<p>Weeds Controlled in Preplant incorporated, Preemergence, or Early Postemergence</p>
<p>2-3 oz. (ID, MN, NV, OR, UT, WA only)</p>	<p>Make only 1 application per year. Do not apply more than 0.047 lb ai/A (3 oz./A IMAZETHAPYR 2 F) per year.</p> <p>§ Preplant incorporated for No-Till and Minimum Tillage Systems Only: apply 3 oz/A within 30 days of and prior to planting. Do not soil-incorporate below 3 inches.</p> <p>Preplant Incorporated: apply 3 oz/A within 7 days of and prior to planting. Do not soil-incorporate below 3 inches. A tank mix of IMAZETHAPYR 2 F plus metribuzin containing products (Sencor® DF) or Lexone® DF helps control lambsquarters or mayweed-chamomile (dogfennel). Consult the labels for both the metribuzin or Lexone® labels for use rates and restrictions.</p> <p>Preemergence: apply 3 oz./A after planting but before the plants emerge.</p> <p>§§ Postemergence Application (Dry Edible Peas Only): apply 2 oz./A. Use of a non-ionic surfactant is required: 2 pints of an 80:20 (80% IMAZETHAPYR 2 F, 20% surfactant) mix per 100 gallons of spray mixture. Sodium bentazon containing products (Basagran®) may be tank mixed with IMAZETHAPYR 2 F to control weeds not listed on the IMAZETHAPYR 2 F label. However, some antagonism may be observed from the sodium bentazon, read the footnote to this section to reduce this effect.</p>	<p>At 2 oz/A rate: Wild mustard Eastern black nightshade* Black nightshade* Hairy nightshade*</p> <p>* Suppression only</p> <p>At 3 oz/A rate: See table below</p>

	<p>Plants must have at least 1 fully expanded trifoliolate leaf or be at least 3 inches high at application to avoid crop injury (reduced crop growth and delayed maturity). DO NOT apply IMAZETHAPYR 2 F postemergence apply to lima beans, lentils, or chickpeas.</p> <p>Do not harvest prior to 30 days after treatment of snap beans, succulent lima beans, chickpeas (AZ and CA), English peas, Southern peas, and other succulent peas. Do not harvest prior to 60 days after treatment of dry edible peas, lentils, chickpeas, red kidney beans, and other dry beans or pea types listed on this label Consult the "ROTATIONAL CROP RESTRICTIONS" table at the end of this label.</p>	
<p>§ An application of IMAZETHAPYR 2 F can be made in the fall prior to spring planting as long as the soil temperature is less than 55° at 4 inches below the ground. Do not apply if ground is frozen. Ensure adequate rainfall is anticipated before an IMAZETHAPYR 2 F application to allow incorporation and activation. A number of factors (i.e., amount of time between application and planting; weather) determine how long a herbicide will remain active, so weed control is not predictable.</p>		
<p>§§ It is possible that control of grass weeds will be reduced since Basagran® may cause antagonism when tank-mixed with IMAZETHAPYR 2 F. Use a spray additive such as nitrogen-based fertilizers ONLY with tank mixes of IMAZETHAPYR 2 F and Basagran®. Either form of fertilizers can be used: 1.25 to 2.5 gallons liquid fertilizers per 100 gallons of spray solution; or 12-15 lbs ammonium sulfate fertilizers per 100 gallons of spray solution.</p>		

WEED CONTROL (X = Control) AT 3 OZ/A RATE IN SUCCULENT PEAS, DRY EDIBLE PEAS, LENTILS, CHICKPEAS, AND LIMA BEANS

Weeds Controlled	Preplant Incorporated Application	Preemergence Application
Buckwheat, wild	X	X
Kochia (non-ALS resistant)	X	X
Lambsquarters, common	X	
Mustard, wild	X ^a	X ^a
Nightshade,		
Black	X	X
Eastern black	X ^b	X ^b
Hairy	X ^b	X ^b
Pigweed, redroot	X	X
Shepherdspurse	X	X
Thistle, Russian	X	X

^a This weed is controlled at the IMAZETHAPYR 2 F 2 oz/A rate.

^b These weeds are suppressed at the IMAZETHAPYR 2 F 2 oz/A rate.

CHICKPEAS (ARIZONA AND CALIFORNIA ONLY)

Use Rates of IMAZETHAPYR 2 F (oz. IMAZETHAPYR 2 F/A)	Application Timing and Other Precautions and Restrictions
3 oz. (AZ, CA)	<p>Make only 1 application per year. Do not apply more than 0.047 lb ai/A (3 oz./A IMAZETHAPYR 2 F) per year.</p> <p>Preplant incorporated: apply up to 3 oz./A 1 week before planting. Tank mixing with other registered herbicides is permitted.</p> <p>Preemergence: apply up to 3 oz./A after planting or up to 3 days after</p>

40/53

	<p>planting. Tank mixing with other registered herbicides is permitted.</p> <p>Do not harvest prior to 30 days after application to succulent chickpeas Do not harvest prior to 60 days after application to dry chickpeas Consult the "ROTATIONAL CROP RESTRICTIONS" table at the end of this label.</p>
--	---

FOR PREEMERGENCE WEED CONTROL (X = Control) AT 3 OZ/A RATE IN CHICKPEAS—AZ AND CA ONLY

Weeds Controlled	Preplant Incorporated Application	Preemergence Application
Buckwheat, wild	X	X
Kochia (non-ALS resistant)	X	X
Lambsquarters, common	X	
Mustard, Wild	X	X
Nightshade, Black	X	X
Eastern Black	X	X
Hairy	X	X
Pigweed, redroot	X	X
Shepherdspurse	X	X
Thistle, Russian	X	X

PEANUTS (EXCLUDING CA)

Use Rates of IMAZETHAPYR 2 F (oz. IMAZETHAPYR 2 F/A)	Application Timing and Other Precautions and Restrictions
<p>Preplant incorporated – 4 oz/A Preemergence – 4 oz/A Postemergence – 4 oz/A AZ (only in the counties of Yuma and La Paz): 2-4 oz/A Ground-cracking or at-crack applications – 4 oz/A</p> <p>(Note: 1 gal. IMAZETHAPYR 2 F treats 32 acres of peanuts)</p>	<p>Ground cracking or at-crack: is usually referred to as 10-14 days after planting when the soil cracks as the seedling emerges. At this time, if weeds have more than 2 true leaves, use directions for Postemergence applications of IMAZETHAPYR 2 F. Apply IMAZETHAPYR 2 F in West Texas and New Mexico when most of the seedlings have emerged (late cracking).</p> <p>Sequential applications: apply the first application of IMAZETHAPYR 2 F at 2 oz./A as a soil application (preplant incorporated or preemergence); then make a second application at 2 oz./A at ground-crack or postemergence. IMAZETHAPYR 2 F enhances the control of yellow and purple nutsedge; make the second application before the nutsedge exceeds 3 leaves.</p> <p>Do not graze or feed treated peanut forage, vines, hay or straw to livestock.</p> <p>Do not apply more than 0.063 lb ai/A (4 oz./A IMAZETHAPYR 2 F) per year. Do not harvest prior to 85 days following treatment. Consult the "ROTATIONAL CROP RESTRICTIONS" table at the end of this label.</p>

41/53

**BROADLEAF WEED CONTROL (X = Control) OR REDUCED COMPETITION (√ =
Reduced Competition) IN PEANUTS**

Weeds Controlled	SOIL APPLIED	AT-CRACK	POSTEMERGENCE *	
			Maximum Leaf Stage (Maximum Number of Leaves on Weed) At Application ^b	Maximum Size in Inches at Application
Alligator weed		X	4	1-3
Anoda, spurred	X	X	2	1-2
Buffalobur	X ^a	X	√	1-3
Bristly starbur			2	1-2
Carpetweed	X	X		
Cocklebur, common	√	X	8	1-8
Devilsclaw	X	X		
Galinsoga	X	X		
Jimsonweed	X ^a	X	4	1-3
Lambsquarters, common	X ^a	X	√	1-2
Morningglory, entireleaf	√	X	2	1-2
ivyleaf	√	X	2	1-2
pitted	√	X	2	1-2
smallflower	X	X	4	1-3
tall	√	X	2	1-2
Mustard sp.	X	X	4	1-3
Nightshade, black	X	X	4	1-3
eastern black	X	X	4	1-3
hairy	X	X	4	1-3
Pigweed, redroot	X	X	8	1-8
smooth	X	X	8	1-8
spiny	X	X	8	1-8
Poinsettia, wild	X	X		
Puncturevine	X	X		
Purslane, common	X	X		
Pusley, Florida	X	X		
Ragweed, Common	√	√	4	1-3
Giant	√	√	4	1-3
Sida, prickly (teaweed)	X ^a	X		
Smartweed, ladysthumb	X	X	4	1-3
Pennsylvania	X	X	4	1-3
Spurge, prostrate	X	X	4	1-3
spotted	X	X	4	1-3
toothed	X	X		
Sunflower	X ^a	X	4	1-3
Velvetleaf	X ^a	X	4	1-3

^a A preplant incorporated application of IMAZETHAPYR 2 F provides more consistently control of these weeds.

^b Do not count cotyledon leaves when determining weed stage of growth.

42/53

FOR GRASS WEED CONTROL (X = Control) OR REDUCED COMPETITION (√ = Reduced Competition) IN PEANUTS

Weeds Controlled	SOIL APPLIED	AT-CRACK	POSTEMERGENCE *	
			Maximum Leaf Stage (Maximum Number of Leaves on Weed) At Application ^b	Maximum Size in Inches at Application
Barnyardgrass	√	√	3	1-3
Crabgrass, Large	√	X	3	1-3
Smooth	√	X	3	1-3
Cupgrass, woolly			3	1-3
Foxtail, giant	X	X	6	1-6
green	X	X	3	1-3
yellow	X	X	3	1-3
Goosegrass	√	√		
Johnsongrass, seedling	X	X	6	1-8
rhizome			R	6-12
Panicum, fall	√			
Texas	√			
Red rice			3	1-3
Shattercane	√	√	6	1-8
Signalgrass, broadleaf	√	X	4	1-6
SEDGES				
Nutsedge, purple	X	X	3	1-3
yellow	X	X	3	1-3

^a A preplant incorporated application of IMAZETHAPYR 2 F provides more consistently control of these weeds.

^b Do not count cotyledon leaves when determining weed stage of growth.

HERBICIDE COMBINATIONS FOR CONTROL OF GRASS AND BROADLEAF WEEDS - PEANUTS

In addition to weeds controlled by IMAZETHAPYR 2 F alone, the grass and broadleaf weeds listed in the tables below are controlled by tank-mixtures of IMAZETHAPYR 2 F plus other herbicides. Apply the tank-mix as preplant incorporated or preemergence following label directions.

Chlorimuron-ethyl (Classic[®]) may be applied postemergence to peanuts following a IMAZETHAPYR 2 F application. Refer to the chlorimuron-ethyl label for specific use directions.

Tank-Mix Partners for Additional Grass Weed Control in Peanuts^c

	Pendimethalin (Prowl 3.3 EC) ^a	Trifluralin ^b	Alachlor (Lasso)	Metolachlor (Dual) ^b	Benefin (Balan) ^b	Ethofluralin (Sonolan) ^b
GRASSES						
Barnyardgrass	X	X	X	X	X	X
Crabgrass, smooth	X	X	X	X	X	X
large	X	X	X	X	X	X
Crowfootgrass	X	X			X	
Goosegrass	X	X	X	X	X	X
Panicum,						

43/53

fall	X	X	X	X	X	X
Texas	X	X			X	X
Sandbur, field	X	X			X	X
Signalgrass, broadleaf	X ^b	X	X	X	X	X
Witchgrass	X	X	X	X		X

^a Suppression of itchgrass, and rhizome johnsongrass is obtained from preplant incorporated tank mixture applications of IMAZETHAPYR 2 F plus pendimethalin (Prowl[®] 3.3 EC).

^b Apply only as preplant incorporated treatments.

^c Tank mixes of IMAZETHAPYR 2 F with selective postemergence grass herbicides (sethoxydim (Poast[®] Plus)), Bugle[®], or fenoxaprop-p-ethyl (Whip[®]) may control grasses not controlled by IMAZETHAPYR 2 F alone. However, reduced activity of the other grass herbicide may be observed when tank-mixed with IMAZETHAPYR 2 F. To avoid this possibility, wait 7 days after application of IMAZETHAPYR 2 F and then apply the postemergence grass herbicide. Alternatively, the postemergence grass herbicide can be applied first, and an application of IMAZETHAPYR 2 F can be made 3 days later. Refer to the respective grass herbicide label for specified application rate, weed size and restrictions.

Tank-Mix Partners for Additional Broadleaf Weed Control in Peanuts^a

	Comments
Starfire [®]	As a tank mix with IMAZETHAPYR 2 F, controls Florida beggarweed
2,4-DB	As a tank mix with IMAZETHAPYR 2 F, controls sicklepod, morningglories, prickly sida and common ragweed
Sodium Bentazon (Basagran [®])	Any of these products can be tank-mix with IMAZETHAPYR 2 F postemergence
Sodium Acifluorfen (UltraBlazer [®])	
Chlorthalonil (Bravo [®])	
Chlorthalonil plus sulfur (Bravo [®] S)	
Acephate (Orthene [®])	
Solubor [®]	

^a Refer to the Precautions section of this label for warnings regarding use of certain herbicides with IMAZETHAPYR 2 F.

SOYBEANS (EXCLUDING CA)

Rates and Timing of IMAZETHAPYR 2 F	Other Precautions and Restrictions
<p>Early preplant, Preplant incorporated, Preemergence, Postemergence (includes minimum and no-till): 4oz/A</p> <p>Postemergence: In ND and MN North of Highway # 210: 3 oz./A only</p>	<p>Make a single application of IMAZETHAPYR 2 F per season.</p> <p>Do not apply more than 0.063 lb ai/A (4 oz./A IMAZETHAPYR 2 F) per year.</p> <p>Prior to planting winter wheat or barley, till the soil if soybeans are furrow irrigated. Ensure that the soil beds are broken up and the soil mixed with tillage equipment set to cut 4-6 inches deep. Apply IMAZETHAPYR 2 F before soybean bloom. DO NOT tank mix IMAZETHAPYR 2 F with clomazone-containing herbicides (Command[®]). IMAZETHAPYR 2 F may be applied postemergence following a soil application of Command[®].</p> <p>Do not graze or feed treated soybean forage, hay or straw to livestock.</p>

44/53

Do not harvest prior to 85 days following treatment. Consult the "ROTATIONAL CROP RESTRICTIONS" table at the end of this label.

**BROADLEAF WEED CONTROL (X = Control) OR REDUCED COMPETITION (√ =
Reduced Competition) IN SOYBEANS**

Weeds Controlled	SOIL APPLIED	POSTEMERGENCE	
		Maximum Leaf Stage (Maximum Number of Leaves on Weed) at Application ^b	Maximum Size in Inches at Application
Alligator weed		4	1-3
Anoda, Spurred	X	2	1-2
Artichoke, Jerusalem		8	6-10
Buffalobur	X ^a	√	1-3
Bristly starbur		2	1-2
Carpetweed	X		
Cocklebur, common	√	8	1-8
Galinsoga	X		
Jimsonweed	X ^a	4	1-3
Kochia (non-ALS resistant)	X	4	1-3
Lambsquarters, common	X ^a	√	1-2
Mallow, Venice	√		
Marshelder	√	4	1-3
Morningglory, entireleaf	√	2	1-2
ivyleaf	√	2	1-2
pitted	√	2	1-2
smallflower	X	4	1-3
tall	√	2	1-2
Mustard sp.	X	4	1-3
Nightshade, black	X	4	1-3
eastern black	X	4	1-3
hairy	X	4	1-3
Pigweed, redroot	X	8	1-8
smooth	X	8	1-8
spiny	X	8	1-8
Poinsettia, wild	X		
Punctureville	X		
Purselane, common	X		
Pusley, Florida	X		
Sida, prickly	X ^a		
Ragweed, common	√	√	1-3
giant	√	√	1-3
Sage, barnyard	√	1-3	
Smartweed, ladysthumb	X	4	1-3
Pennsylvania	X	4	1-3
Spurge, prostrate	X	4	1-3
spotted	X	4	1-3
Sunflower	X ^a	4	1-3
Velvetleaf	X ^a	4	1-3
Thistle, Canada		√	1-3

45/53

^a A preplant incorporated application of IMAZETHAPYR 2 F provides more consistently control of these weeds.

^b Do not count cotyledon leaves when determining weed stage of growth.

FOR GRASS WEED CONTROL (X = Control) OR REDUCED COMPETITION (√ = Reduced Competition) IN SOYBEANS

Weeds Controlled ^{a, b}	SOIL APPLIED	POSTEMERGENCE	
		Maximum Leaf Stage (Maximum Number of Leaves on Weed) at Application ^d	Maximum Size in Inches at Application
Barnyard Grass	√	3	1-3
Crabgrass, Large smooth	√ √	3 3	1-3 1-3
Cupgrass, woolly ^c			
Foxtail, giant green yellow	X X X	6 3 3	1-6 1-3 1-3
Goosegrass	√		
Johnsongrass, seedling rhizome	X	6 √	1-8 6-12
Millet, wild proso	√	√	1-3
Panicum, fall Texas	√ √		
Red rice		3	1-3
Shattercane	√	6	1-8
Signalgrass, broadleaf	√	4	1-8
Sorghum, alnum	√	6	1-3
SEDGES			
Nutsedge, Purple Yellow	√ √	√ √	1-3 1-3

^a A preplant incorporated application of IMAZETHAPYR 2 F provides more consistently control of all grass weeds.

^b For optimum control, use IMAZETHAPYR 2 F in a tank mix with a registered soil-applied grass herbicide (such as pendimethalin (Prowl) herbicide) if heavy grass or common lambsquarters pressure is anticipated.

^c IMAZETHAPYR 2 F only controls emerged woolly cupgrass.

^d Do not count cotyledon leaves when determining weed stage of growth.

WEED CONTROL IN SOYBEANS IN NORTH DAKOTA AND MINNESOTA (NORTH OF HIGHWAY #210)

Weeds Controlled	POSTEMERGENCE	
	Maximum Leaf Stage (maximum number of leaves on weed) at Application	Maximum Size in Inches at Application
Cocklebur, common ^a	4	1-4
Kochia (non-ALS resistant)	4	1-3
Mustard, species	4	1-3
Nightshade, Black eastern black	4 4	1-3 1-3

46/53

Hairy	4	1-3
Pigweed, redroot	4	1-4
Wild oats ^b	3	1-4

^a Add UltraBlazer[®] herbicide at the rate of 12 ounces per acre to the spray solution when control of common cocklebur is desired.

^b IMAZETHAPYR 2 F will reduce competition from wild oats.

**HERBICIDE COMBINATIONS FOR CONTROL OF GRASS AND BROADLEAF WEEDS
- SOYBEANS**

In addition to weeds controlled by IMAZETHAPYR 2 F alone, the grass and broadleaf weeds listed in the tables below are controlled by tank-mixtures of IMAZETHAPYR 2 F with other soil-applied herbicides (see table below). Apply the tank-mix of IMAZETHAPYR 2 F plus the grass herbicide as preplant incorporated or preemergence following label directions. Refer to the labels for other grass herbicides for specific use instructions, rates and precautions.

Tank-Mix Partners for Additional Grass Weed Control – Preplant Incorporated or Preemergence^c

	Pendimethalin (Prowl 3.3 EC) ^a	Trifluralin	Alachlor (Lasso)	Metolachlor (Dual) ^b	S-dimethenamid (Outlook)
GRASSES					
Barnyardgrass	X	X	X	X	X
Crabgrass, smooth	X	X	X	X	X
large	X	X	X	X	X
Crowfootgrass	X	X			
Goosegrass	X	X	X	X	X
Millet, wild proso	X	X			
Panicum, fall	X	X	X	X	X
Texas	X	X			
Sandbur, field	X	X			
Shattercane	X ^b	X			
Signalgrass, broadleaf	X ^b	X	X	X	X
Witchgrass	X	X	X	X	X

^a Using a preplant incorporated tank mixture of IMAZETHAPYR 2 F and pendimethalin (Prowl 3.3 EC) will suppress the growth of itchgrass, and rhizome johnsongrass.

^b Apply only as preplant incorporated treatments.

^c Use a selective postemergence grass herbicide (such as sethoxydim (Poast Plus)) with IMAZETHAPYR 2 F to control volunteer corn or grasses not controlled by IMAZETHAPYR 2 F alone. Crop oil concentrate AND liquid fertilizer provide best control with grass herbicide tank mixtures.

Postemergence Enhanced Grass Control from IMAZETHAPYR 2 F Plus Sethoxydim (Poast Plus)

For situations when enhanced grass control is desired especially if heavy infestations of grass exist, or when control of grasses not controlled by IMAZETHAPYR 2 F is desired, add sethoxydim (Poast Plus) herbicide to IMAZETHAPYR 2 F. If reduced activity is observed with this tank-mix, wait to apply Poast Plus herbicide until 7 days after the application of IMAZETHAPYR 2 F. As an alternative, the sethoxydim application can be made first, and an application of IMAZETHAPYR 2 F carried out 3 days later.

Best results are obtained if the tank mixture is applied to actively growing weeds at the sizes indicated in the table below. Directions for sequential applications are found in the IMAZETHAPYR 2 F and Poast Plus labels. Refer to the Poast Plus label for additional information

47/53

regarding application rates, restrictions, precautions, weeds controlled, adjuvants recommended and other information.

Application Rate: Apply 4 oz IMAZETHAPYR 2 F per acre postemergence only. Use the sethoxydim (Poast Plus) rates noted in the table below for enhanced grass control. Tank mixes of sethoxydim (Poast Plus) with IMAZETHAPYR 2 F at the specified rates will control the grasses listed below.

Sethoxydim Rate (Poast Plus) (ounces per acre) ^a	Annual Grasses Controlled	Maximum Size in Inches at Application
12 oz	Wild Proso Millet	4-10
	Shattercane	3-12
16 oz	Foxtail, giant	3-8
	Junglerice	3-8
	Panicum, fall, Texas	3-8
	Signalgrass, broadleaf	3-8
20 oz	Volunteer corn	4-10
24 oz	Barnyardgrass	3-8
	Crabgrass, large, smooth	3-6
	Cupgrass, woolly	3-8
	Foxtail, green, yellow	3-8
	Goosegrass	3-6
	Johnsongrass, seedling	3-8
	Sprangletop, red	3-8
	Witchgrass	3-8

^a Use the highest rate indicated in the table if a mixture of grasses are present.

Tank-Mix Partners for Additional Broadleaf Weed Control^a

Tank-Mix Partner	Comments
Sodium Bentazon (Basagran [®])	Any of these products can be tank-mixed with IMAZETHAPYR 2 F to aid in control of weeds only in Roundup [®] Ready Soybeans
Sodium Acifluorfen (UltraBlazer [®])	
Lactofen (Cobra [®])	
Clorasulam-methyl (FirstRate [®])	
Paraquat dichloride (Gramoxone [®] Extra)	
Sodium Bentazon/Sodium Acifluorfen (Storm [®])	
Fomesafen sodium (Flexstar [®] , Reflex [®])	
Glyphosate (Roundup [®] Ultra) ^b	

^a Refer to the Precautions section of this label for warnings regarding use of certain herbicides with IMAZETHAPYR 2 F since some herbicides should not be tank-mixed with IMAZETHAPYR 2 F.

^b Consult the Glyphosate (Roundup[®] Ultra) label for rates and weeds controlled and other restrictions.

Enhanced Common Ragweed and Pigweeds (including Tall and Common Waterhemp) Control from IMAZETHAPYR 2 F Plus UltraBlazer

Applications: Apply IMAZETHAPYR 2 F at 4 ounces per acre in tank-mixes with sodium acifluorfen (UltraBlazer[®]). For UltraBlazer rates, consult the following table. Tank mixes of sodium acifluorfen (UltraBlazer[®]) with IMAZETHAPYR 2 F at the specified rates will provide enhanced control of several broadleaf weeds including common and giant ragweed, pigweed species and waterhemp. Consult the sodium acifluorfen (UltraBlazer[®]) label for additional weeds controlled.

48/53

ULTRA BLAZER [®] RATE (oz. per acre)			
	8-10 oz.	12-14 oz.	16-20 oz.
Weeds	Weed Size in Inches		
Common ragweed	1-4	4-6	6-8
Pigweed species			
Waterhemp, tall, common ^a			
Giant Ragweed		1-6	6-8 ^b

^a For common ragweed or when the weed population is high, use the higher rate.

^b For giant ragweed at 6-8 inches tall, use the 20 ounce/acre rate.

Sequential Applications: UltraBlazer can be applied following an IMAZETHAPYR 2 F application using the rates listed in the following table.

ULTRA BLAZER [®] RATE (oz. per acre)			
	10-12 oz.	14-16 oz.	18-24 oz.
Weeds	Weed Size		
Common ragweed	1-4	4-6	6-8
Pigweed species			
Waterhemp, tall, common ^a			
Giant Ragweed		1-6	6-8 ^b

^a For common ragweed or when the weed population is high, use the higher rate.

^b For giant ragweed at 6-8 inches tall, use the 24 ounce/acre rate.

Enhanced Common Ragweed Control from IMAZETHAPYR 2 F Plus Chlorasulam-Methyl (FirstRate[®])

A tank-mix of chlorasulam-methyl (FirstRate[®]) and IMAZETHAPYR 2 F helps control common and giant ragweed. Consult the FirstRate[®] label for use rates and precautions.

Enhanced Weed Control with IMAZETHAPYR 2 F plus Sulfentrazone-Containing Compounds

A tank-mix of IMAZETHAPYR 2 F with sulfentrazone containing products (Authority[®] or Canopy[®] XL) provides enhanced weed control in soybeans. Apply this tank-mix only as a soil application. If soybeans were treated previously with sulfentrazone, an application of IMAZETHAPYR 2 F can be made postemergence.

Enhanced Control of Common Lambsquarters with IMAZETHAPYR 2 F plus Thifensulfuron-methyl (Harmony[®] GT)

Best weed control is obtained when a soil applied grass herbicide (pendimethalin or trifluralin) is made followed by a postemergence application of IMAZETHAPYR 2 F.

A tank-mix of 1/24 oz per acre thifensulfuron-methyl (Harmony[®] GT) and 4 oz per Acre IMAZETHAPYR 2 F may be applied when common lambsquarters are not adequately controlled from the soil treatment. Add 1 qt. non-ionic surfactant (0.25% v/v) and 1.25-2.5 gal liquid nitrogen-based fertilizer (such as 28% N, 32% N or 10-34-0) per 100 gallons spray mixture. As an alternative to the liquid fertilizer, use spray grade ammonium sulfate (12-15 lb/100 gal. spray tank mixture). Only apply this tank-mix to the 1-3 trifoliolate stage of soybeans.

NOTE: Severe injury and/or stunting of soybeans may occur from this tank-mix under certain weather conditions (i.e., heat, high humidity). To the extent allowed by applicable law, the **USER ASSUMES ALL RISKS AND CONSEQUENCES** associated with applications of this tank mixture to soybeans.

49/53

Control of Volunteer Corn and Common Sunflower with IMAZETHAPYR 2 F plus Imazaquin (Scepter® DG)

For this tank mix, only apply in the states or parts of states described as Region 2 or Region 3 on the imazaquin (Scepter DG) label, and, in addition, in the following counties in South Dakota: Yankton, Bon Homme, Hutchinson, McCook, Hanson, Davison, Miner, Lake and Kingsbury. This tank-mix must **NOT** be applied in North Dakota or in Minnesota north of state highway #210.

A tank-mix of 0.53 ounce/A imazaquin* (Scepter DG) and 4 oz./A IMAZETHAPYR 2 F suppresses volunteer corn when applied to corn up to 10 inches in height. Note that this mixture applied post-emergence does **NOT** suppress volunteer CLEARFIELD® corn, that is, corn hybrids which possess the trait of tolerance or resistance to imidazoline herbicides such as imazaquin and imazethapyr.

Enhanced control of common sunflowers is provided from this tank mix when applied to sunflowers up to 3 inches in height. Imazaquin provides additional weed control but refer to the label for a complete list of weeds controlled.

*Note: the equivalent of one 14 oz. water soluble bag of Scepter will treat 26.4 acres.

ROTATIONAL CROP RESTRICTIONS

Follow the instructions in the following table for planting rotational crops after applying IMAZETHAPYR 2 F to crops or bare ground at the recommended rate. Crop injury may result if the rotated crop is planted earlier than the recommended interval. When used according to the label directions, IMAZETHAPYR 2 F is expected to result in normal growth of rotational crops in most situations. Variations in environmental and agronomic factors make it impossible to eliminate all risks associated with the use of this product and, therefore, rotational crop injury is always possible.

GENERAL (ALL CROPS)

Full rate application of products containing chlorimuron-ethyl, chloransulam-methyl, flumetsulam, imazaquin or products containing imazethapyr the same year as IMAZETHAPYR 2 F may increase the risk of injury to sensitive follow crops. Consult labels for recommended uses of these products in combinations.

In the event of a crop loss due to weather, soybeans, peanuts, or CLEARFIELD® corn can be replanted. **DO NOT** work the soil deeper than 2 inches.

Only rotational crops harvested at maturity may be used for feed or food.

Rotation Crop	Plantback Interval (months after IMAZETHAPYR 2 F application)	Exceptions and Other Restrictions
Beans, lima	Any time	
Beans, snap	4 months	Exceptions: If less than 1.5 ounces per acre IMAZETHAPYR 2 F is applied to snap beans in the use areas defined on this label, snap beans may be replanted any time. If less than 3 ounces per acre IMAZETHAPYR 2 F is applied to edible legumes in the use areas described in this label, snap beans may be planted 3 months after application.
Chickpeas, lentils and peas	4 months	Exceptions: If less than 3 ounces per acre IMAZETHAPYR 2 F is applied to edible legumes in the

50/53

Rotation Crop	Plantback Interval (months after IMAZETHAPYR 2 F application)	Exceptions and Other Restrictions
		use areas described in this label, these crops may be planted any time after application.
Peas, Southern	Any time	
Beans and Peas, Edible (excluding lima beans and southern peas)	4 months	
Peanuts	Any time	
Soybeans	Any time	
Wheat	4 months	Exception: Only in areas east of Interstate Highway I-35, wheat may be planted 3 months following application of IMAZETHAPYR 2 F.
Alfalfa	4 months	
Barley	9 ½ months	Exceptions: In the states of DE, IN, KY, MD, NJ, OH, PA and VA only, barley may be planted 4 months following application of IMAZETHAPYR 2 F.
Clover	4 months	
Rye	18 months	Only in ND and MN north of Highway #210. Exception: Everywhere except ND and MN north of Highway #210, rye may be planted 4 months following application of IMAZETHAPYR 2 F.
Cotton	18 months	Applies to cotton which follows alfalfa or clover grown for hay or forage only; cotton which follows alfalfa or clover grown for seed which have irrigation/precipitation requirement of less than 3 acre feet or 36" of water. Exception: In the states of NC, SC, and VA only, and if the following criteria are met, cotton may be planted 9.5 months following application of IMAZETHAPYR 2 F: <ul style="list-style-type: none"> • IMAZETHAPYR 2 F is applied to peanuts only • Soil texture is sandy loam or loamy sand only • Greater than 16 inches of rainfall and/or irrigation is received following application of IMAZETHAPYR 2 F through October of the application year.
Cotton	40 months	For cotton which follows alfalfa or clover grown for seed only which have irrigation/precipitation requirement of greater than or equal to 3 acre feet or 36" of water.
Tobacco	9 ½ months	
CLEARFIELD Canola	Next season	Applies to varieties such as Pioneer® 45A71 and Pioneer® 46A76.
CLEARFIELD corn hybrids	Any time	Only hybrids that are resistant/tolerant to IMAZETHAPYR 2 F.
Corn, field	8 ½ months	
Corn, Field and Grown for Seed	9 ½ Months	AZ, HI, ID, MT, NV, OR, UT, WA and WY only. In all other states, field corn and corn grown for seed may be planted 8.5 months following application of IMAZETHAPYR 2 F.
Corn inbred lines	12 months	Contact the seed company for information and recommendations regarding the planting of corn grown for seed in field treated with IMAZETHAPYR 2 F the previous year. Since growing conditions, environmental conditions, and grower practices are beyond the control of United Phosphorus, Inc., all risks and consequences with planting seed corn inbreds into fields treated previously with

51/53

Rotation Crop	Plantback Interval (months after IMAZETHAPYR 2 F application)	Exceptions and Other Restrictions
		IMAZETHAPYR 2 F shall be assumed by the user.
Corn, Sweet and popcorn	18 months	Exception: in IL, IN, IA, MN, OH, TN and WI only, sweet and popcorn may be planted the year following application of IMAZETHAPYR 2 F. Possible adverse effects including stunting and maturity delay may result when sweet corn or popcorn are planted following IMAZETHAPYR 2 F use. Note that injury may occur in certain sweet corn and popcorn varieties when planted at less than 18 months following an application of IMAZETHAPYR 2 F herbicide. The sweet corn processing company must be consulted for information and recommendations regarding the tolerance of sweet corn varieties planned for fields treated with IMAZETHAPYR 2 F the previous year. DO NOT plant fresh market sweet corn varieties prior to 18 months after IMAZETHAPYR 2 F use. The popcorn company must be consulted for information and recommendations regarding the tolerance of popcorn varieties planned for fields treated with IMAZETHAPYR 2 F the previous year. Since growing conditions, environmental conditions and grower practices are beyond the control of United Phosphorus, Inc., ALL RISKS AND CONSEQUENCES ASSOCIATED WITH PLANTING SWEET CORN OR POPCORN VARIETIES INTO FIELDS TREATED PREVIOUSLY WITH IMAZETHAPYR 2 F SHALL BE ASSUMED BY THE USER.
Popcorn	18 months	
Lettuce	18 months	
Oats	18 months	
Safflower	18 months	
Sorghum	18 months	
Sunflower	18 months	
Vegetable Crops (bahiagrass, cabbage, cantaloupe, cucumber, Irish potato, onion, sweet potato transplants, sweet pepper transplants, tomato transplants, and watermelon)	18 months	In the states of AL, DE, FL, GA, IN, KY, MD, NJ, NC, PA, SC, and VA only.
Potatoes	26 months	
Flax	26 months	
All crops not listed elsewhere in the Rotational Crop Restriction table	40 months	Before planting a rotational crop not listed in this section, follow the directions for the Field Bioassay Test below. Reduced sugarbeet production may occur in soils with pH less than 6.5. Lime can be added to the fields to adjust the pH 12 months before planting rotational crops not listed in the Rotational Crop Restriction.

Field Bioassay Test: Conduct this test using the intended rotational crop and plant it across a field previously treated with IMAZETHAPYR 2 F and evaluate its growth to maturity. A variety of different treated areas such as low lying, hills, etc, as well as different soil types and soil pH should

52/53

be tested. If there is no injury to the planted rotation crop, then that crop may be planted the following year.

Banvel, Basagran, Clearfield, Counter, Marksman, Outlook, Prowl, Poast, Pursuit, Scepter, Squadron, Storm, Thimet, Tri-4, and UltraBlazer are registered trademarks of BASF.

Belan, FirstRate, Homet, Python, Sonolan and Lorsban are registered trademarks of Dow Agro Sciences.

Accent, Basis, Classic, Harmony GT, Staple, Synchrony, Lexone and Canopy XL are registered trademarks of E.I. DuPont deNemours & Co., Inc.

Bravo, Bravo S, Dual, Flexstar, Reflex, Vemam, Gramoxone Extra, Spirit and Starfire are registered trademarks of Syngenta Crop Protection.

Permit, Lasso, Roundup Ready, and Roundup Ultra are registered trademarks of Monsanto Agricultural Company.

Buctril and Whip are registered trademarks of Aventis CropScience.

Bugle is a trademark of Hoechst Schering Agrevo GmbH.

Cobra, Prism, Select and Orthene are registered trademarks of Valent Chemical Co.

Sencor is a registered trademark of Bayer Corporation.

Solubor is a registered trademark of U.S. Borax & Chemical Corp.

Authority and Command are registered trademarks of FMC Corporation.

Pioneer is a registered trademark of Pioneer Hi-Bred International, Inc.

Spra-Coupe is a registered trademark of Agco Corporation.

**IMPORTANT INFORMATION
READ BEFORE USING PRODUCT**

CONDITIONS OF SALE AND LIMITATION OF WARRANTY AND LIABILITY

NOTICE: Read the entire Directions for Use and Conditions of Sale and Limitation of Warranty and Liability before buying or using this product. If the terms are not acceptable, return the product at once, unopened, and the purchase price will be refunded.

The Directions for Use of this product should be followed carefully. The Directions for Use of this product reflect the opinion of experts based on field use and tests. It is impossible to eliminate all risks inherently associated with the use of this product. Crop injury, ineffectiveness or other unintended consequences may result because of such factors as manner of use or application, weather or crop conditions, presence of other materials or other influencing factors in the use of the product, which are beyond the control of United Phosphorus, Inc. or Seller. Handling, storage, and use of the product by Buyer or User are beyond the control of United Phosphorus, Inc. and Seller. All such risks shall be assumed by Buyer and User, and Buyer and User agree to hold United Phosphorus, Inc. and Seller harmless for any claims relating to such factors.

United Phosphorus, Inc. warrants that this product conforms to the chemical description on the label and is reasonably fit for the purposes stated in the Directions for Use, subject to the inherent risks referred to above, when used in accordance with directions under normal use conditions. This warranty does not extend to the use of this product contrary to label instructions, or under abnormal conditions or under conditions not

53/53

reasonably foreseeable to or beyond the control of Seller or United Phosphorus, Inc., and Buyer and User assume the risk of any such use. UNITED PHOSPHORUS, INC. MAKES NO WARRANTIES OF MERCHANTABILITY OR OF FITNESS FOR A PARTICULAR PURPOSE NOR ANY OTHER EXPRESS OR IMPLIED WARRANTY EXCEPT AS STATED ABOVE.

To the extent allowed by law, United Phosphorus, Inc. or Seller shall not be liable for any incidental, consequential or special damages resulting from the use or handling of this product. To the extent allowed by applicable law, **THE EXCLUSIVE REMEDY OF THE USER OR BUYER, AND THE EXCLUSIVE LIABILITY OF UNITED PHOSPHORUS, INC. AND SELLER FOR ANY AND ALL CLAIMS, LOSSES, INJURIES OR DAMAGES (INCLUDING CLAIMS BASED ON BREACH OF WARRANTY, CONTRACT, NEGLIGENCE, TORT, STRICT LIABILITY OR OTHERWISE) RESULTING FROM THE USE OR HANDLING OF THIS PRODUCT SHALL BE, AT THE ELECTION OF UNITED PHOSPHORUS, INC. OR SELLER, THE REPLACEMENT OF THE PRODUCT, OR COMPENSATION LIMITED TO DAMAGES NOT EXCEEDING THE FAIR MARKET PURCHASE PRICE, AND SHALL NOT INCLUDE INCIDENTAL OR CONSEQUENTIAL DAMAGES.**

United Phosphorus, Inc. and Seller offer this product, and Buyer and User accept it, subject to the foregoing conditions of sale and limitations of warranty and of liability, which may not be modified except by written agreement signed by the duly authorized representative of United Phosphorus, Inc.

Edible Bean User/Grower

THIS PRODUCT WHEN USED ON EDIBLE LEGUME CROPS MAY LEAD TO CROP INJURY, LOSS, OR DAMAGE. UNITED PHOSPHORUS, INC. RECOMMENDS THAT THE USER AND/OR GREOWER TEST THE PRODUCT IN ORDER TO DETERMINE ITS SUITABILITY FOR SUCH INTENDED USE. UNITED PHOSPHORUS, INC. MAKES THIS PRODUCT AVAILABLE TO THE USER AND/OR GROWER SOLELY TO THE EXTENT THE BENEFIT AND UTILITY, IN THE SOLE OPINION OF THE USER AND/OR GROWER, OUTWEIGH THE EXTENT OF POTENTIAL INJURY ASSOCIATED WITH THE USE OF THIS PRODUCT. THE DECISION TO USE OR NOT TO USE THIS HERBICIDE MUST BE MADE BY EACH INDIVIDUAL IMAZETHAPYR 2 F USER AND/OR GROWER ON THE BASIS OF POSSIBLE CROP INJURY FROM IMAZETHAPYR 2 F, THE SEVERITY OF WEED INFESTATION, THE COST OF ALTERNATIVE WEED CONTROLS, AND OTHER FACTORS. UNITED PHOSPHORUS, INC. INTENDS THAT BECAUSE OF THE RISK OF FAILURE TO PERFORM OR CROP DAMAGE THAT ALL SUCH USE IS AT THE USER'S AND/OR GROWER'S RISK.

Use with Other Products (Tank mixes)

To the extent allowed by applicable law, if this product is used in combination with any other product except as specifically recommended in writing by United Phosphorus, Inc, then United Phosphorus, Inc. shall have no liability for any loss, damage, or injury arising out of its use in any such combination not so specifically recommended. If used in combination recommended by United Phosphorus, Inc., the liability of United Phosphorus, Inc. to the extent allowed by applicable law shall in no manner extend to any damage, loss or injury not directly caused by the inclusion of the United Phosphorus, Inc. product in such combination use, and to the extent allowed by applicable law in any event shall be limited to return of the amount of the purchase price of the United Phosphorus, Inc. product.