

29506-36

09-29-2009

1/21



UNITED STATES ENVIRONMENTAL PROTECTION AGENCY
WASHINGTON, D.C. 20460

OFFICE OF
PREVENTION, PESTICIDES AND
TOXIC SUBSTANCES

Ms. Rebecca A. Clemmer
Regulatory Manager
United Phosphorus, Inc.
630 Freedom Business Center, Suite 402
King of Prussia, PA 19406

SEP 29 2009

Subject: Notification(s) for Label Revisions under PRN 2001-5 and PRN 2007-4

Dear Ms. Clemmer:

The Agency is in receipt of your Application(s) for Pesticide Notification under Pesticide Registration Notices (PRN) 2001-5 and 2007-4 dated, July 16, 2009 for:

EPA Registration 70506-36

**Devrinol 50-DF Selective
Herbicide – Dry Flowable**

The Registration Division (RD) has conducted a review of the request(s) for applicability under PRN 2001-5 and PRN 2007-4 and finds that the label changes requested fall within the scope of PRN-2001-5 and PRN-2007-4. The label has been date-stamped "Notification" and will be placed in our records.

Please be reminded that 40 CFR Part 156.140(a)(4) requires that a batch code, lot number, or other code identifying the batch of the pesticide distributed and sold be placed on nonrefillable containers. The code may appear either on the label (and can be added by non-notification/PR Notice 98-10) or durably marked on the container itself.

If you have any questions, please contact me directly at 703-305-6249 or Joyce Edwards of my staff at 703-308-5479.


Sincerely,

A handwritten signature in black ink, appearing to read "Linda Arrington".

Linda Arrington
Notifications & Minor Formulations Team Leader
Registration Division (7505P)
Office of Pesticide Programs

Please read instructions on reverse before completing form

Form Approved, OMB No. 2070-0060, Approval expires 5-31-98

 United States Environmental Protection Agency Washington, DC 20460	<input type="checkbox"/> Registration	OPP Identifier Number
	<input type="checkbox"/> Amendment	
	<input checked="" type="checkbox"/> Other	

Application for Pesticide – Section I

1. Company/Product Number 70506-36 4. Company/Product (Name) United Phosphorus, Inc/Devrinol 50-DF Selective herbicide	2. EPA Product Manager J. Tompkins PM # 25	3. Proposed Classification <input checked="" type="checkbox"/> None <input type="checkbox"/> Restricted
5. Name and Address of Applicant (Include ZIP Code) United Phosphorus, Inc. 630 Freedom Business Center, Suite 402 King of Prussia, PA 19406 <input type="checkbox"/> Check if this is a new address	6. Expedited Review. In accordance with FIFRA Section 3(c)(3) (b)(i), my product is similar or identical in composition and labeling to: EPA Reg No. _____ Product Name _____	

Section - II

<input type="checkbox"/> Amendment – Explain below <input type="checkbox"/> Resubmission in response to Agency letter dated _____ <input checked="" type="checkbox"/> Notification – Explain below	<input type="checkbox"/> Final printed labels in response to Agency letter dated _____ <input type="checkbox"/> "Me Too" Application <input type="checkbox"/> Other – Explain below
--	---


NOTIFICATION
SEP 29 2009

Explanation: Use additional page(s) if necessary. (For Section I and Section II.)
 Notification of label change per PR Notice 2007-4 and 2001-5.
 This notification is consistent with the guidance in PRN 2007-4 and 2001-5 and the requirements of EPA's regulations at 40CFR§§156.10, 156.140, 156.144, 156.146, 156.156. No other changes have been made to the labeling or the CSF for this product. I understand that it is a violation of 18 USC Sec. 1001 to willfully make any false statement to EPA. I further understand that if the amended label is not consistent with the sections above, this product may be in violation of FIFRA and I may be subject to enforcement action and penalties under sections 12 and 14 of FIFRA.

Section III

1. Material This Product Will be Packaged in:			
Child-Resistant Packaging <input type="checkbox"/> Yes <input checked="" type="checkbox"/> No <i>*Certification must be submitted</i>	Unit Packaging <input type="checkbox"/> Yes <input checked="" type="checkbox"/> No If "Yes" Unit Packaging wgt.	Water Soluble Packaging <input type="checkbox"/> Yes <input checked="" type="checkbox"/> No If "Yes" Package wgt	2. Type of Container <input type="checkbox"/> Metal <input checked="" type="checkbox"/> Plastic <input type="checkbox"/> Glass <input type="checkbox"/> Paper <input type="checkbox"/> Other (Specify) _____
3. Location of Net Contents Information <input checked="" type="checkbox"/> Label <input type="checkbox"/> Container	4. Size(s) Retail Container 4 lb.	5. Location of label directions <input checked="" type="checkbox"/> On Label <input type="checkbox"/> On Label accompanying product	
6. Manner in Which Label is Affixed to Product <input type="checkbox"/> Lithograph <input type="checkbox"/> Other _____ <input checked="" type="checkbox"/> Paper glued <input type="checkbox"/> Stenciled			

Section IV

1. Contact Person (Complete items directly below for identification of individual to be contacted, if necessary, to process this application.)		
Name Rebecca A. Clemmer	Title Regulatory Manager	Telephone No. (Include Area Code) 610-491-2828
Certification I certify that the statements I have made on this form and all attachments thereto are true, accurate and complete. I acknowledge that any knowingly false or misleading statement may be punishable by fine or imprisonment or both under applicable law		6. Date Application Received <div style="text-align: center; border: 1px solid black; padding: 5px;">(Stamped)</div>
2. Signature 	3. Title Regulatory Manager	5. Date <div style="font-size: 1.5em; font-family: cursive;">7/16/09</div>
4. Typed Name Rebecca A. Clemmer		

4
21

GROUP	15	HERBICIDE
-------	----	-----------

DEVIRINOL® 50-DF
Selective Herbicide - Dry Flowable

For use on certain, Nuts, Small
 Fruits, Vegetables and Tobacco

ACTIVE INGREDIENT:

Napropamide 50%

OTHER INGREDIENTS: 50%

TOTAL 100%

NOTIFICATION

KEEP OUT OF REACH OF CHILDREN

SEP 29 2009

CAUTION

FIRST AID

IF SWALLOWED:

- Call a Poison Control Center or doctor immediately for treatment advice.
- Have person sip a glass of water if able to swallow.
- Do not give anything by mouth to an unconscious person.
- Do not induce vomiting unless told to by a Poison Control Center or doctor.

IF IN EYES:

- Hold eye open and rinse slowly and gently with water for 15-20 minutes. Remove contact lenses, if present, after the first 5 minutes, then continue rinsing.
- Call a Poison Control Center or doctor for treatment advice.

IF ON SKIN OR CLOTHING:

- Take off contaminated clothing.
- Rinse skin immediately with plenty of water for 15-20 minutes.
- Call a Poison Control Center or doctor for treatment advice.

IF INHALED:

- Move person to fresh air.
- If person is not breathing, call 911 or an ambulance, then give artificial respiration, preferably mouth-to-mouth if possible.
- Call a Poison Control Center or doctor for further treatment advice.

Have the product container or label with you when calling a Poison Control Center or doctor or going for treatment.
 For medical treatment, contact the Rocky Mountain Poison Control Center at 1-866-673-6671.

For Chemical Emergency: Spill, leak, fire, exposure or accident, call CHEMTREC 1-800-424-9300.


EPA Reg. No. 70506-36

EPA Est. No



United Phosphorus, Inc.
 630 Freedom Business Center, Suite 402
 King of Prussia, PA 19406
 1-800-438-6071 • www.upi-usa.com

NET WEIGHT: 4 lbs.



5
21**PRECAUTIONARY STATEMENTS****HAZARDS TO HUMANS AND DOMESTIC ANIMALS****CAUTION**

Harmful if swallowed, absorbed through skin or inhaled. Causes moderate eye irritation. Avoid contact with eyes, skin or clothing. Avoid breathing dust.

PERSONAL PROTECTIVE EQUIPMENT (PPE)

Mixers, loaders, applicators and other handlers must wear:

- Long-sleeved shirt and long pants.
- Chemical resistant gloves.
- Shoes plus socks.

Follow manufacturer's instructions for cleaning/maintaining PPE. If no such instructions for washables exist, use detergent and hot water. Keep and wash PPE separately from other laundry.

ENGINEERING CONTROLS STATEMENT

When handlers use closed systems, enclosed cabs, or aircraft in a manner that meets the requirements listed in the Worker Protection Standard (WPS) for agricultural pesticides [40 CFR 170.240(d)(4-6)], the handler PPE requirements may be reduced or modified as specified in the WPS. Pilots must use an enclosed cockpit that meets the requirements in the Worker Protection Standard.

User Safety Recommendations

Users should:

- Wash hands before eating, drinking, chewing gum, using tobacco or using the toilet.
- Remove clothing/PPE immediately if pesticide gets inside. Then wash thoroughly and put on clean clothing.
- Remove PPE immediately after handling this product. Wash the outside of gloves before removing. As soon as possible, wash thoroughly and change into clean clothing.

ENVIRONMENTAL HAZARDS

This product is toxic to fish. Do not apply directly to water or to areas where surface water is present or to intertidal areas below the mean high water mark. Do not contaminate water when cleaning equipment or disposing of equipment washwaters or rinsate.

DIRECTIONS FOR USE

It is a violation of Federal law to use this product in a manner inconsistent with its labeling.

Do not apply this product in a way that will contact workers or other persons, either directly or through drift. Only protected handlers may be in the area during application. For any requirements specific to your State or Tribe, consult the agency responsible for pesticide regulation. Do not allow people or pets to enter the treated area until dusts have settled.

GENERAL USE PRECAUTIONS

Read all instructions before using. Use only for recommended purposes and at recommended rates.

Do not overdose. Do not apply when weather conditions favor drift from areas treated. Except where specifically noted, DEVRIKOL® 50-DF Herbicide is not recommended for use on soil containing more than 10% organic matter. Spraying on ground heavily covered with leaves or trash may adversely affect weed control. Do not apply to frozen ground.

Do not contaminate irrigation water or water used for domestic purposes.

To avoid injury to succeeding crops not specified on the label or specified under "Crop Rotation Restrictions" section below, do not plant until 12 months after the last application of DEVRIKOL 50-DF, and a deep disc, plow or moldboard plow operation (minimum 10 inches) must be carried out prior to planting.

6
21**CROP ROTATION RESTRICTIONS**

- Do not rotate to leafy vegetables within 2 months (60 days) following a DEVIRINOL 50-DF treatment at rates not exceeding 4 lbs/A.
- Do not rotate to cereal grains within 6 months (180 days) following a DEVIRINOL 50-DF treatment at rates not exceeding 4 lbs/A.
- Do not rotate to any other crop not specified on this label within 12 months (365 days) following a DEVIRINOL 50-DF treatment at rates not exceeding 4 lbs/A.

When DEVIRINOL 50-DF is used on tobacco Pre-Plant Incorporated, posttransplant or layby at up to 4 pounds per acre surface applied, small grains may be seeded in rotation in the fall to prevent soil erosion. These grains may be stunted but not otherwise adversely affected. No tolerance is established for residues of DEVIRINOL 50-DF in small grains and must be destroyed by plowing under or otherwise prevented from reaching food or feed production.

- For food or feed uses, do not rotate from tobacco to cereal grains within 6 months (180 days) following a DEVIRINOL 50-DF treatment at rates not exceeding 4 lbs/A.

If rotating out of tobacco the following spring, to avoid injury to crops not specified on this label, refer to the above "Crop Rotation Restrictions".

Crops listed on this label may be planted immediately after the last treatment.

Crops are not to be grazed or harvested for food or feed purposes earlier than maturity.

Note: When using DEVIRINOL 50-DF with other registered pesticides, always refer to the rotation crop restrictions and precautions on the other product label and comply with the most restrictive rotational crop directions.

AGRICULTURAL USE REQUIREMENTS

Use this product only in accordance with its labeling and with the Worker Protection Standard, 40 CFR part 170. This Standard contains requirements for the protection of agricultural workers on farms, forests, nurseries, and greenhouses, and handlers of agricultural pesticides. It contains requirements for training, decontamination, notification, and emergency assistance. It also contains specific instructions and exceptions pertaining to the statements on this label about personal protective equipment (PPE) and restricted-entry interval. The requirements in this box only apply to uses of this product that are covered by the Worker Protection Standard.

Do not enter or allow worker entry into treated areas during the restricted entry interval (REI) of 24 hours.

Exception: If the product is soil-injected or soil-incorporated, the Worker Protection Standard, under certain circumstances, allows workers to enter the treated area if there will be no contact with anything that has been treated.

PPE required for early entry to treated areas that is permitted under the Worker Protection Standard and that involves contact with anything that has been treated, such as plants, soil, or water, is:

- Coveralls.
- Shoes plus socks.
- Chemical resistant gloves made of any waterproof material.
- Eye wear.

GENERAL INFORMATION

DEVIRINOL 50-DF is a selective surface-applied or incorporated herbicide for use in certain types of newly planted or established crops. DEVIRINOL 50-DF does not control established weeds. All weed growth and crop stubble in the fields must be thoroughly worked into the soil prior to planting. Spray equipment should be carefully calibrated before use and checked frequently during application to be sure nozzles are operating properly and are delivering a uniform spray pattern. Apply the recommended rate of DEVIRINOL 50-DF in 10 to 50 gallons of water per acre in a low pressure boom-type sprayer.

Be sure the spray tank, boom and nozzle have been thoroughly flushed with clean water before use. Sufficient jet or mechanical agitation should be provided during the filling operation and during application.

7
21

When mixing DEVRIKOL 50-DF alone, or in combination with other recommended wettable powders, make a slurry and add to a nearly filled spray tank with adequate agitation. This will enhance initial mixing. Recommended contact herbicides and spreaders should always be added to a nearly filled spray tank. Never add them to the slurry.

APPLICATIONS THROUGH IRRIGATION SYSTEMS

- Do not allow treatment to contact foliage or crop.
- Remove existing weed growth before application.
- Meter the DEVRIKOL 50-DF into the irrigation water during the entire period.
- Apply with sufficient water to wet the soil to a depth of 2-4 inches.
- Good agitation should be maintained during the entire application period.
- Avoid run-off.

Western Region (Tree crops and Grapes Only): DEVRIKOL 50-DF may be applied at the recommended rates through irrigation water for preemergence control of listed weeds in grapes and tree crops.

USE PRECAUTIONS:

- A. Apply this product through center pivot, lateral move, end tow, side wheel roll, traveler, microsprinkler, solid set, or hand move sprinkler systems, or flood (basin); furrow; border irrigation systems. Do not apply this product through any other type of irrigation system.
- B. Crop injury, lack of effectiveness, or illegal pesticide residues in the crop can result from nonuniform distribution of treated water.
- C. If you have questions about calibration, you should contact State Extension Service specialists, equipment manufacturers or other experts.
- D. Do not connect an irrigation system (including greenhouse systems) used for pesticide application to a public water system unless the pesticide label-prescribed safety devices for public water systems are in place.
- E. A person knowledgeable of the chemigation system and responsible for its operation, or under the supervision of the responsible person, shall shut the system down and make necessary adjustments should the need arise.

FOR SPRINKLER IRRIGATION:

1. The system must contain a functional check valve, vacuum relief valve, and low pressure drain appropriately located on the irrigation pipeline to prevent water source contamination from backflow.
2. The pesticide injection pipeline must contain a functional, automatic, quick-closing check valve to prevent the flow of fluid back toward the injection pump.
3. The pesticide injection pipeline must also contain a functional, normally closed, solenoid-operated valve located on the intake side of the injection pump and connected to the system interlock to prevent fluid from being withdrawn from the supply tank when the irrigation system is either automatically or manually shut down.
4. The system must contain functional interlocking controls to automatically shut off the pesticide injection pump when the water pump motor stops.
5. The irrigation line or water pump must include a functional pressure switch which will stop the water pump motor when the water pressure decreases to the point where pesticide distribution is adversely affected.
6. Systems must use a metering pump, such as a positive displacement injection pump (e.g., diaphragm pump) effectively designed and constructed of materials that are compatible with pesticides and capable of being fitted with a system interlock.
7. Do not apply when wind speed favors drift beyond the area intended for treatment.

FOR FLOOD (BASIN), FURROW AND BORDER IRRIGATION:

8
21

1. Systems using a gravity flow pesticide dispensing system must meter the pesticide into the water at the head of the field and downstream of a hydraulic discontinuity such as a drop structure or weir box to decrease potential for water source contamination from backflow if water flow stops.
2. Systems utilizing a pressurized water and pesticide injection system must meet the following requirements:
 - a. The system must contain a functional check valve, vacuum relief valve, and low pressure drain appropriately located on the irrigation pipeline to prevent water source contamination from backflow.
 - b. The pesticide injection pipeline must contain a functional, automatic, quick-closing check valve to prevent the flow of fluid back toward the injection pump.
 - c. The pesticide injection pipeline must also contain a functional, normally closed, solenoid-operated valve located on the intake side of the injection pump and connected to the system interlock to prevent fluid from being withdrawn from the supply tank when the irrigation system is either automatically or manually shut down.
 - d. The system must contain functional interlocking controls to automatically shut off the pesticide injection pump when the water pump motor stops.
 - e. The irrigation line or water pump must include a functional pressure switch which will stop the water pump motor when the water pressure decreases to the point where pesticide distribution is adversely affected.
 - f. Systems must use a metering pump, such as a positive displacement injection pump (e.g., diaphragm pump) effectively designed and constructed of materials that are compatible with pesticides and capable of being fitted with a system interlock.

NOTE: All rates are given on a broadcast basis, per acre. Reduce rates proportionately for band or strip treatment.

**WEEDS CONTROLLED BY 4 to 8 LBS. DEVRIOL 50-DF PER ACRE
(CALIFORNIA ONLY) - SURFACE APPLICATION**

NOTE: DEVRIOL 50-DF does not control established weeds.

WEEDS CONTROLLED	
Barnyardgrass, Junglerice	<i>Echinochloa</i> spp.
Annual Bluegrass	<i>Poa annua</i>
Large (Hairy) Crabgrass	<i>Digitaria sanguinalis</i>
Red Sprangletop	<i>Leptochloa filiformis</i>

For control of all weeds listed, apply 4 to 8 pounds DEVRIOL 50-DF per broadcast acre to the soil surface. Apply in the fall through early spring prior to emergence. Do not apply DEVRIOL 50-DF to frozen ground. For best results, the treatment must reach the zone of weed seed germination. If rainfall does not occur the treatment must be shallowly incorporated or irrigated-in following application (sprinkler or flood) with sufficient water to wet the soil to a depth of 2-4 inches.

**WEEDS CONTROLLED BY 8 LBS. DEVRIOL 50-DF PER ACRE -
SURFACE APPLICATION**

NOTE: DEVRIOL 50-DF does not control established weeds.

WEEDS CONTROLLED	
ANNUAL GRASSES:	
Barnyardgrass, Junglerice	<i>Echinochloa</i> spp.
Foxtail Barley	<i>Hordeum jubatum</i>
Wild Barley	<i>Hordeum leporinum</i>
Annual Bluegrass	<i>Poa annua</i>
Bromes	<i>Bromus</i>
Cheatgrass	<i>B. secalinus</i>

9
21

WEEDS CONTROLLED	
Downy Brome	<i>B. tectorum</i>
Ripgut Brome	<i>B. rigidus</i>
Soft Chess	<i>B. mollis</i>
Canarygrass	<i>Phalaris canariensis</i>
Large (Hairy) Crabgrass	<i>Digitaria sanguinalis</i>
Smooth Crabgrass	<i>Digitaria ischaemum</i>
Southwestern Cupgrass	<i>Eriochloa gracilis</i>
Foxtail	<i>Setaria</i>
Bristly Foxtail	<i>S. verticilla</i>
Giant Foxtail	<i>S. faberi</i>
Green Foxtail	<i>S. viridis</i>
Yellow Foxtail	<i>S. lutescens</i>
Goosegrass	<i>Eleusine indica</i>
Seedling Johnsongrass	<i>Sorghum halpense</i>
Wild Oats	<i>Avena fatua</i>
Panicums	<i>Panicum</i>
Guineagrass	<i>P. Maximum</i>
Fall Panicum	<i>P. dichotomiflorum</i>
Texas Panicum	<i>P. texanum</i>
Witchgrass	<i>P. capillare</i>
Italian Ryegrass	<i>Lolium multiflorum</i>
Sandbur	<i>Cenchrus spp.</i>
Mexican Sprangletop	<i>Leptochloa uninervia</i>
Red Sprangletop	<i>Leptochloa filiformis</i>
Stinkgrass	<i>Eragrostis cilianensis</i>
ANNUAL BROADLEAF WEEDS:	
Carpetweed	<i>Mollugo verticillata</i>
Common Chickweed	<i>Stellaria media</i>
Coast Fiddleneck	<i>Amsinckia intermedia</i>
Cudweed, Purple	<i>Gnaphalium purpureum</i>
Redstem Filaree	<i>Erodium circuitarium</i>
Common Groundsel	<i>Senecio vulgaris</i>
Prostrate Knotweed	<i>Polygonum aviculare</i>
Lambsquarters	<i>Chenopodium album</i>
Prickly Lettuce	<i>Lactuca serriola</i>
Little Mallow*	<i>Malva parviflora</i>
Redroot Pigweed	<i>Amaranthus retroflexus</i>
Pineappleweed	<i>Matricaria matricarioides</i>
Common Purslane	<i>Portulaca oleracea</i>
Horse Purslane	<i>Trianthema portulacastrum</i>
Common Ragweed**	<i>Ambrosia artemisiifolia</i>
Annual Sowthistle	<i>Sonchus oleraceus</i>

*From seed

**Suppression

NOTE: All rates are given on a broadcast basis. Reduce rates proportionately for band or strip treatment.

10
21

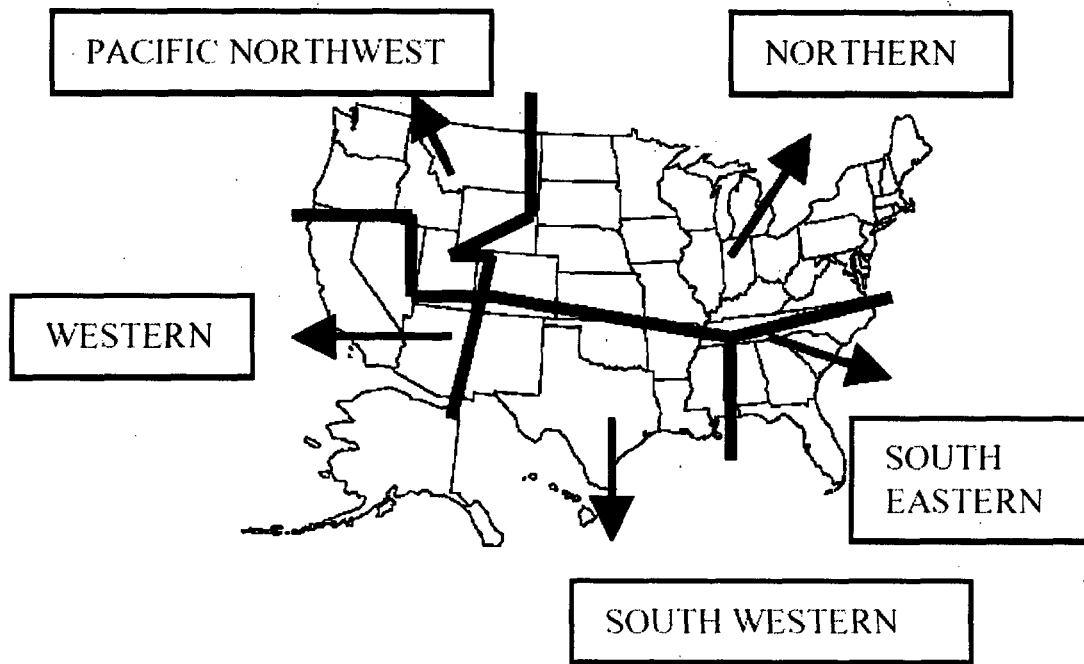
For control of all weeds listed, apply 8 pounds DEVIRINOL 50-DF per broadcast acre to the soil surface. Apply in the fall through early spring prior to weed emergence. Do not apply DEVIRINOL 50-DF to frozen ground. For best results, the treatment must reach the zone of weed seed germination. If rainfall does not occur the treatment must be shallowly incorporated or irrigated-in following application (sprinkler or flood) with sufficient water to wet the soil to a depth of 2 to 4 inches.

ALLOWABLE TIME FOR TREATMENT TO REMAIN ON SOIL SURFACE (BY REGION):
WEST: Three weeks (November through February) or 24 hours (remainder of year).

PACIFIC NORTHWEST: Three weeks (Fall through Early Spring) or 24 hours (remainder of year).

OTHER REGIONS: 24 hours.

Use as a directed spray and avoid contact with fruit or foliage.
 Do not apply when fruit or nuts are on the ground during the harvest period.
 Do not graze treated areas.



CROP USE DIRECTIONS: FRUIT AND NUT CROPS - SURFACE APPLICATION

DEVIRINOL 50-DF is recommended for use on the following crops. Refer to regional map under "GENERAL INFORMATION".

CROP	RATE DEVIRINOL 50-DF/A	USE DIRECTIONS AND RESTRICTIONS
Almonds (All Regions) Filberts (All Regions) Grapes (All Regions) Kiwifruit (Western Region Only) Pecans (All Regions)	8 pounds (4 lb ai)	Apply to a weed free soil surface. May be applied to newly planted and established crop. Do not apply within 35 days of harvest. For almonds, grapes, and kiwi, do not apply more than 8 lbs/A (4 lb ai) per crop cycle. Apply a maximum of once per year. Filberts, pecans only: in the Western Region an additional 8 pounds may be applied during the growing season; Do not apply more than 16 lbs. per

		acre per crop cycle.
Persimmons (Western Region Only)	8 pounds (4 lb ai)	Apply to a weed free soil surface. May be applied to established crop only. Apply a maximum of once per year. Do not apply within 35 days of harvest.
Blueberries (All Regions) Caneberries (blackberries, raspberries, boysenberries and loganberries) (All Regions) Currants (All Regions)	8 pounds (4 lb ai)	Apply to a weed free soil surface. May be applied to newly planted and established crop. Do not apply more than 8 lbs/A per crop cycle.
Rhubarb (Pacific Northwest Only)	8 pounds (4 lb ai)	Apply to a weed free soil surface in winter when rhubarb is dormant. Do not apply more than 8 lbs/A per crop cycle.
Strawberries not grown with plastic mulch (All Regions)	8 pounds (4 lb ai)	Apply to a weed free soil surface. May be applied to newly transplanted crop. Delay application until the desired number of daughter plants have become established. Do not exceed a maximum application rate of 8 lbs/A per crop cycle. Do not apply from bloom through harvest.
Strawberries - Established Plantings - Spring Application (All Regions)	8 pounds (4 lb ai)	Apply after removal of straw mulch. Surface should be weed free. Water into soil to a depth of 2 to 4 inches using natural rainfall or irrigation within 24 hours of application for best results. Do not exceed a maximum application rate of 8 lbs/A per crop cycle. Do not apply from bloom through harvest.
Strawberries - Established Plantings - Fall Application (All Regions)	8 pounds (4 lb ai)	Apply before winter protective mulch is applied over plants. Water into soil to a depth of 2 to 4 inches using natural rainfall or irrigation within 24 hours of application. Do not apply DEVIRINOL 50-DF to frozen ground. Do not exceed a maximum application rate of 8 lbs/A per crop cycle.
Strawberries grown with plastic mulch on plant beds (All Regions)	8 pounds (preplant incorporated) (4 lb ai)	Apply to a weed free soil before the laying of plastic mulch. Soil should be well worked yet moist enough to permit a thorough incorporation to a depth of 2 inches. Incorporate the same day as applied before laying of plastic mulch using equipment which will result in uniform incorporation of the herbicide to desired depth. If weed pressure is from small seeded annuals, apply to the surface of the bed immediately in front of the laying of the plastic mulch. If soil is dry, water or sprinkler irrigate with sufficient water to wet to a depth of 2 to 4 inches before covering with plastic mulch. Apply the plastic mulch over the treated soil the same day. Do not exceed a maximum application rate of 8 lbs/A per crop cycle.
Strawberries grown with plastic mulch on plant beds (All Regions)	8 pounds (application between rows of plastic mulch (middles or aisles)) (4 lb ai)	Use a shielded sprayer or properly spaced drop nozzles to apply to a weed free soil surface between the rows of plastic. Mechanically incorporate or irrigate DEVIRINOL into the soil to a depth of 1 to 2 inches within 24 hours of application. In the event of emerged weed growth being present, tankmix 8 pounds of DEVIRINOL with the correct amount of Gramoxone Max to get

12
21

		burndown and residual control. Do not exceed a maximum application rate of 8 lbs. per acre per crop cycle. Do not apply from bloom through harvest.
--	--	---

CROP USE DIRECTIONS: OTHER CROPS - SURFACE APPLICATION

GENERAL INFORMATION

CROP	RATE DEVIRINOL 50-DF/A	USE DIRECTIONS AND RESTRICTIONS
Artichokes (Western Region Only) Asparagus (All Regions) Mint (Pacific Northwest Only)	8 pounds (4 lb ai)	Apply to a weed free soil surface. Artichokes and Asparagus: may be applied to established crop only. Mint: may be applied to newly planted and established crops. Do not exceed a maximum application rate of 8 lbs. per acre per crop cycle. Where recommended for use on established crops, apply DEVIRINOL 50-DF only to stands that have been established for at least one growing season. Where recommended for use on recently planted crops, application may be made immediately after planting.

**WEEDS CONTROLLED BY 2 TO 4 LBS. DEVIRINOL 50-DF
PREPLANT INCORPORATED APPLICATION**

NOTE: DEVIRINOL 50-DF does not control established weeds.

WEEDS CONTROLLED	
ANNUAL GRASSES:	
Barnyardgrass, Junglerice	<i>Echinochloa</i> spp.
Crabgrass	<i>Digitaria</i> spp.
Foxtails	<i>Setaria</i>
Giant Foxtail	<i>S. faberi</i>
Green Foxtail	<i>S. viridis</i>
Yellow Foxtail	<i>S. lutescens</i>
Goosegrass	<i>Eleusine indica</i>
Seedling Johnsongrass	<i>Sorghum halepense</i>
Panicums	<i>Panicum</i>
Fall Panicum	<i>P. dichotomiflorum</i>
Witchgrass	<i>P. capillare</i>
Stinkgrass	<i>Eragrostis cilianensis</i>
ANNUAL BROADLEAF WEEDS:	
Carpetweed	<i>Mollugo verticillata</i>
Purple Cudweed	<i>Gnaphalium purpureum</i>
Galinsoga*	<i>Galinsoga</i> spp.
Lambsquarters	<i>Chenopodium album</i>
Redroot Pigweed	<i>Amaranthus retroflexus</i>
Smooth Pigweed	<i>Amaranthus hybridus</i>
Common Purslane	<i>Portulaca oleracea</i>
Florida Pusley	<i>Richardia scabra</i>
Common Ragweed**	<i>Ambrosia artemisiifolia</i>

*Controlled at 4 lb. DEVIRINOL 50-DF

**Suppression

13
21

On flat-planted or bedded crops apply, before planting to well-worked soil that is dry enough to permit thorough incorporation to a depth of 1 to 2 inches. Incorporate the same day as applied, using equipment which will result in uniform incorporation of the herbicide to the desired depth. Whenever a rate range is recommended for DEVIRINOL 50-DF, use the lower rate on light soil (coarse textured-sandy) and the higher rate on heavy soil (fine textured-clay).

After harvest or prior to planting of succeeding crops, a deep moldboard or disc plowing operation must be carried out.

**CROP USE DIRECTIONS: TOBACCO AND VEGETABLES
PREPLANT INCORPORATED APPLICATION**

NOTE: All rates are given on a broadcast basis. Reduce rates proportionately for band or strip treatment.

CROP	RATE DEVIRINOL 50-DF/A	USE DIRECTIONS AND RESTRICTIONS
Broccoli (Maine Only)	2-4 pounds (1-2 lb ai)	Apply to weed free surface. May be applied to direct seeded and transplanted crop, preplant incorporated or as a surface spray after planting. Shallow incorporate no deeper than seeding depth or sprinkler irrigate within 24 hours using sufficient water to wet the soil to a depth of 2-4 inches. Use the lower rate on light soil (coarse textured-sandy) and the higher rate on heavy soil (fine textured-clay). Do not apply more than 4 pounds DEVIRINOL 50-DF per acre per crop season. Do not exceed a maximum application rate of 4 lbs. per acre per crop cycle.
Cole Crops - Broccoli, Brussels Sprouts, Cauliflower (Arizona and California Only)	1-2 pounds (1/2 - 1 lb ai)	For suppression of Annual Bluegrass, Barnyardgrass, Common Groundsel, Common Purslane and Redroot Pigweed. Apply to a weed free soil surface. May be applied to direct seeded and transplanted crop, preplant incorporated or as a surface spray after planting. Shallow incorporate to a depth of 1-2 inches or sprinkler irrigate within 24 hours using sufficient water to wet the soil to a depth of 2-4 inches. Use the lower rate on light soil (coarse textured - sandy) and the higher rate on heavy soil (fine textured - clay). Do not exceed a maximum application rate of 2 lbs. per acre per crop cycle.
Cole Crops - Broccoli, Brussels Sprouts, Cabbage, Cauliflower (Northern Region Only)	2 pounds (1 lb ai)	Apply to a weed free surface. May be applied to direct seeded and transplanted crop, preplant incorporated or as a surface spray after planting. Shallow incorporate no deeper than seeding depth or sprinkler irrigate within 24 hours using sufficient water to wet the soil to a depth of 2-4 inches. Do not exceed a maximum application rate of 2 lbs. per acre per crop cycle.
Cole Crops - Broccoli, Brussels Sprouts, Cabbage, Cauliflower (Pacific Northwest Only)	2-4 pounds (1-2 lb ai)	Apply to a weed free surface. May be applied to direct seeded and transplanted crop, preplant incorporated or as a surface spray after planting. Shallow incorporate no deeper than seeding depth or sprinkler irrigate within 24 hours using sufficient water to wet the soil to a depth of 2-4 inches. Use

14
21

		the lower rate on light soil (coarse textured - sandy) and the higher rate on heavy soil (fine textured - clay). Do not exceed a maximum application rate of 4 lbs. per acre per crop cycle.
Cole Crops - Broccoli, Brussels Sprouts, Cabbage Cauliflower (Southeast Region Only)	4 pounds (2 lb ai)	Apply to a weed free surface. May be applied to direct seeded (except in Florida) and transplanted crop, as a surface spray after planting. Sprinkler irrigate within 24 hours using sufficient water to wet the soil to a depth of 2-4 inches. Do not exceed a maximum application rate of 4 lbs. per acre per crop cycle.
Cole Crops - Broccoli, Brussels Sprouts, Cabbage Cauliflower (Southwest Region Only)	2-4 pounds (1-2 lb ai)	Apply to a weed free soil surface. May be applied to direct seeded and transplanted crop, preplant, incorporated or as a surface spray after planting. Incorporate the surface spray to a shallow depth of one inch, avoiding the seed placement when mixing the soil. Use the lower rate on light soil (coarse textured - sandy) and the higher rate on heavy soil (fine textured - clay). Do not exceed a maximum application rate of 4 lbs. per acre per crop cycle.
Eggplants (All Regions)	2-4 pounds (1-2 lb ai)	Apply before transplanting, to weed free soil surface. May be applied to transplanted crop only. Use the lower rate on light soil (coarse textured sandy) and the higher rate on heavy soil (fine textured-clay). Do not exceed a maximum application rate of 4 lbs. per acre per crop cycle.
Peppers (All Regions) Tomatoes (All Regions)	2-4 pounds (1-2 lb ai)	Apply to a weed free soil surface. May be applied to direct seeded and transplanted crop. Use the lower rate on light soil (coarse textured - sandy) and the higher rate on heavy soil (fine textured-clay). Do not exceed a maximum application rate of 4 lbs. per acre per crop cycle.
Peppers and Tomatoes grown on plastic mulch on plant beds – preplant incorporated	2-4 pounds (1-2 lb ai)	Apply to a weed free soil before the laying of plastic mulch. Soil should be well worked yet moist enough to permit a thorough incorporation to a depth of 2 inches. Incorporate the same day as applied before laying of plastic mulch using equipment which will result in uniform incorporation of the herbicide to desired depth. If weed pressure is from small seeded annuals, apply to the surface of the bed immediately in front of the laying of the plastic mulch. If soil is dry, water or sprinkler irrigate with sufficient water to wet to a depth of 2 to 4 inches before covering with plastic mulch. Apply the plastic mulch over the treated soil the same day. Do not exceed a maximum application rate of 4 lbs. per acre per crop cycle.
Peppers and Tomatoes grown with plastic mulch on plant beds – application between rows of	4 pounds (2 lb ai)	Apply to a weed free soil surface between the rows of plastic. Mechanically incorporate or irrigate DEVIRINOL into the soil to a depth

15
21

plastic mulch (middles or aisles)		of 1 to 2 inches within 24 hours of application. Do not exceed a maximum application rate of 4 lbs. per acre per crop cycle.
Tobacco (All Regions)	Before transplanting, apply 2-4 pounds (1-2 lb ai)	Apply to a weed free soil surface. Use the lower rate on light soil (coarse textured sandy) and the higher rate on heavy soil (fine textured - clay). In Southeast only: Apply up to 3 weeks before transplanting. No waiting period is necessary. Do not exceed a maximum application rate of 4 lbs. per acre per crop cycle.

CRANBERRIES:

CAUTION: Do not apply in the spring to cranberry beds that do not have sprinkler systems for frost control.

Northeast (Connecticut, Delaware, Massachusetts, Maryland, Maine, New Hampshire, New Jersey, New York, Pennsylvania, Rhode Island, Vermont, West Virginia)

Established beds (over one year old)

For control of nutsedge (*Cyperus dentatus*) and rice cutgrass (*Leersia oryzoides*) and purplestem beggarticks (*Bidens connata*), apply DEVRINOL 50-DF at the rates indicated below to a weed free soil surface before spring growth begins or in the fall after harvest. Do not apply when beds are under winter flood.

In Peat Beds: Apply 12-18 pounds DEVRINOL 50-DF per acre through ground application equipment or through the overhead sprinkler system. See use directions for application through sprinkler irrigation systems. Do not apply more than 18 pounds DEVRINOL 50-DF per acre per year.

In Beds with Sandy Soils: Apply 8-12 pounds DEVRINOL 50-DF per acre through ground application equipment or through the sprinkler irrigation system. Do not apply more than 12 pounds DEVRINOL 50-DF per acre per year.

New Plantings

Apply 6 pounds DEVRINOL 50-DF per acre to a weed free soil surface after planting using ground spray equipment or through the sprinkler irrigation system. Do not apply more than 6 pounds DEVRINOL 50-DF per acre per year.

North Central (Michigan, Minnesota, North Dakota, South Dakota, Wisconsin)

Established beds (over one year old)

For control of purplestem beggarticks (*Bidens connata*) and rice cutgrass (*Leersia oryzoides*), apply DEVRINOL 50-DF at the rates indicated below to a weed free soil surface before spring growth begins or in the fall after harvest. Avoid applying when beds may be reflowed for spring frost protection or when soils are water soaked. Do not apply when beds are under winter flood.

In Peat Beds: Apply 12-18 pounds DEVRINOL 50-DF per acre through ground application equipment or through the overhead sprinkler system. See use directions for application through sprinkler irrigation systems. Do not apply more than 18 pounds DEVRINOL 50-DF per acre per year.

In Beds with Sandy Soils: Apply 8-12 pounds DEVRINOL 50-DF per acre through ground application or through the sprinkler irrigation system. Do not apply more than 12 pounds DEVRINOL 50-DF per acre per year.

New Plantings

Apply 6 pounds DEVRINOL 50-DF per acre to a weed free soil surface after planting using ground spray equipment or through the sprinkler irrigation system. Do not apply more than 6 pounds DEVRINOL 50-DF per acre per year.

16
21

West (Idaho, Montana, Oregon, Washington)

Established beds (over one year old)

For control of clover (*Trifolium fimbriatum*), aster (*Aster douglasii*), silverweed cinquefoil* (silverleaf) (*Potentilla anserina*), red sorrel (sheep sorrel) (*Rumex acetosella*) and birdsfoot trefoil (*Lotus corniculatus*), apply DEVIRINOL 50-DF at the rates indicated below to a weed free soil surface before spring growth begins in mid-February or before the end of March. Do not apply after buds start to swell.

In Beds with Heavy Muck Soil: Apply 18 pounds of DEVIRINOL 50-DF per acre through ground application equipment or through the overhead sprinkler system. See use directions for application through sprinkler irrigation systems. Do not apply more than 18 pounds DEVIRINOL 50-DF per acre per year.

In Peat Beds: Apply 12 to 18 pounds DEVIRINOL 50-DF per acre through ground application equipment or through the overhead sprinkler system. Do not apply more than 18 pounds DEVIRINOL 50-DF per acre per year.

In Beds with Sandy Soils: Apply 8-18 pounds DEVIRINOL 50-DF per acre through ground application equipment or through the sprinkler irrigation system. Do not apply more than 18 pounds DEVIRINOL 50-DF per acre per year.

New Plantings

Apply 6 pounds DEVIRINOL 50-DF per acre to a weed free soil surface after planting using ground spray equipment or through the sprinkler irrigation system. Do not apply more than 6 pounds DEVIRINOL 50-DF per acre per year.

*Suppression only

CROP USE DIRECTIONS: TRANSPLANTED TOBACCO - POSTTRANSPLANT SURFACE AND LAYBY SURFACE APPLICATIONS (KENTUCKY, MARYLAND, VIRGINIA AND SOUTHEASTERN REGION ONLY)

WEEDS CONTROLLED:

See list of weeds controlled under DEVIRINOL 50-DF preplant incorporated application.

CROP	RATE DEVIRINOL 50-DF/A	DIRECTIONS AND RESTRICTIONS
Transplanted Tobacco (Kentucky, Maryland, Virginia and Southeastern Region Only)	2 to 4 pounds (1-2 lb ai)	<p>Apply to a weed free soil surface.</p> <p>Use 10 to 50 gallons of spray per acre. For best results the treatment must reach the zone of weed seed germination. If rainfall does not occur within 5 days after application, the treatment must be shallowly incorporated or irrigated-in with sufficient overhead irrigation to wet the soil to a depth of 2 to 4 inches.</p> <p>At Transplanting: Apply the recommended amount of DEVIRINOL 50-DF to the soil surface immediately after transplanting. May be applied over the top of transplants.</p> <p>At Layby: Reduce rates proportionately for band layby application. Treatments may follow a preplant incorporated application of DEVIRINOL 50-DF. Apply the recommended amount of DEVIRINOL 50-DF in a band immediately after the layby cultivation. Apply as a directed spray to the row middles.</p> <p>Do not apply more than 4 pounds DEVIRINOL 50-DF in any one season.</p>

17
21

CROP USE DIRECTIONS: SWEET POTATOES - POSTTRANSPLANT SURFACE AND PLANT BED APPLICATIONS

WEEDS CONTROLLED:

See list of weeds controlled under DEVIRINOL 50-DF preplant incorporated application.

CROP	RATE DEVIRINOL 50-DF/A	DIRECTIONS AND RESTRICTIONS
Sweet Potatoes	2 to 4 pounds (1-2 lb ai).	<p>Apply to a weed free soil surface. Use the lower rate on light soil (coarse textured sandy) and the higher rate on heavy soils (fine textured clay).</p> <p>Use 10 to 50 gallons of spray per acre. For best results, the treatment must reach the zone of weed seed germination. If rainfall does not occur within 24 hours after application, the treatment must be shallowly incorporated or irrigated-in with sufficient overhead irrigation to wet the soil to a depth of 2 to 4 inches.</p> <p>At Transplanting: (All Regions) Apply the recommended amount of DEVIRINOL 50-DF to the soil surface immediately after transplanting.</p> <p>Plant Beds: (Southeastern Region Only) Apply the recommended amount of DEVIRINOL 50-DF to the soil surface after sweet potato roots are covered with soil, but prior to soil cracking and emergence of sweet potato plants.</p> <p>Do not exceed a maximum application rate of 4 lbs. per acre per crop cycle</p>

TANK MIXTURES - FRUIT AND NUT CROPS

IMPORTANT

Observe all applicable cautions, restrictions, and limitations on labeling of all products used in tank mix combinations.

Make only one application per season.

Do not contaminate water by cleaning of equipment or disposal of wastes. Apply these combinations only as specified on this label.

For a tankmix application, apply the recommended dosage (see directions for use) in 10 to 50 gallons of water per acre.

In tankmixes which include GRAMOXONE® EXTRA, add an approved nonionic spreader to the spray mix, such as X-77® Spreader, at the rate of 8 oz. per 100 gallons.

DEVIRINOL 50-DF/GRAMOXONE MAX COMBINATION

DEVIRINOL 50-DF will not control emerged weeds. GRAMOXONE MAX may be used to control existing weeds when applied prior to, or in combination with DEVIRINOL.

Refer to the section on DEVIRINOL 50-DF surface application for a list of weeds controlled. Follow use directions for DEVIRINOL 50-DF surface application. Read the GRAMOXONE MAX label for timing with respect to stage of weed growth and for application methods recommended to minimize crop injury.

18
21

For control of all weeds listed, apply 8 pounds DEVIRINOL 50-DF and 2 to 3 pints GRAMOXONE MAX per broadcast acre.

Consult the GRAMOXONE MAX label for recommended uses in orchards and vineyards. Then read the crop recommendations for DEVIRINOL 50-DF surface application to insure that the combination may be used for a particular crop in your state. Recommended only for the uses specified on the GRAMOXONE MAX and DEVIRINOL 50-DF labels. Do not apply this combination to caneberries.

DEVIRINOL 50-DF/GOAL® 2XL or GoalTender® COMBINATION (CALIFORNIA ONLY)

For use on almonds and grapes in California only. DEVIRINOL 50-DF may be used in combination with GOAL® or GoalTender for control of additional weeds not controlled by DEVIRINOL alone.

Additional weeds controlled preemergence by DEVIRINOL 50-DF/GOAL/GoalTender tankmix, applied preemergence to a relatively weed-free established berm or soil surface, at recommended rates:

WEEDS CONTROLLED	
Burclover	<i>Medicago hipide</i>
Filaree, (Redstem, Broadleaf)	<i>Erodium cicutarium</i> <i>Erodium botrys</i>
Henbit	<i>Lamium amplexicaule</i>
London rocket	<i>Sisymbrium irio</i>
Redmaids	<i>Calandrinia caulescens</i>
Shepherdspurse	<i>Capsella bursa-pastoris</i>

For control of all weeds listed, apply 8 pounds DEVIRINOL 50-DF (4 lb ai) and 4.0 quarts GOAL 2XL or 2 quarts of GoalTender (2.0 lb ai) per broadcast acre. Spray should be directed to the soil and the base of dormant trees or vines. Use of a low pressure sprayer equipped with a break-away boom and flat fan or off-center (OC) nozzle is recommended. For best results, the treatment must reach the zone of weed germination. Irrigation sufficient to wet the soil to a minimum depth of 2 to 4 inches is recommended for treatments made from November through February 15 if no rainfall occurs within three weeks of application.

NOTE: Applications made in October must be irrigated in (sprinkler or flood) the same day as applied with sufficient water to wet the soil to a minimum depth of 2 to 4 inches.

Cultural practices which result in redistribution or disturbance of the soil surface after treatment will decrease the herbicidal effectiveness of GOAL/GoalTender. For best results from the DEVIRINOL 50-DF/GOAL or GoalTender tankmix combination, application should be made to established berms or soil surfaces which are left undisturbed during the time period for which weed control is desired.

Read the GOAL /GoalTender labels for specific use directions and precautions.

NOTE: To avoid possible crop injury follow these precautions:

- Apply only to dormant fruit or nut trees or grape vines. Do not apply when foliage, buds or fruit/nuts are present.
- Grapes: Do not apply to grapes established less than 3 years. Do not apply to grapes which are not staked or trellised.

DEVIRINOL 50-DF/GOAL 1.6-E/GRAMOXONE MAX COMBINATION (CALIFORNIA ONLY)

For use on almonds and grapes in California only.

DEVIRINOL 50-DF/GOAL 2XL or GoalTender/GRAMOXONE MAX is recommended for residual preemergence control of susceptible broadleaf and grassy weeds. GRAMOXONE MAX is included in the tankmix to control existing emerged weeds.

For weeds controlled refer to the weed lists for DEVIRINOL 50-DF and DEVIRINOL 50-DF/GOAL or GoalTender tankmix surface applied.

19
21

For control of all weeds listed, apply 8 pounds DEVRINOL 50-DF (4 lb ai), 4 quarts GOAL or 2 quarts GoalTender (2.0 lb ai) and 2 pints GRAMOXONE MAX per broadcast acre.

Follow the use directions and recommendations for the DEVRINOL 50-DF/GOAL or GoalTender combination. Consult the GRAMOXONE MAX label for timing with respect to stage of weed growth and for application methods recommended to minimize crop injury.

DEVBINOL 50-DF/glyphosate COMBINATION

Glyphosate herbicide may be used to control existing weeds when applied prior to or in combination with DEVRINOL 50-DF herbicide:

Follow use directions for DEVRINOL 50-DF surface application. Read the glyphosate label for timing with respect to stage of weed growth and for application methods. For control of all weeds listed, apply 8 pounds of DEVRINOL 50-DF in 10 to 50 gallons of water per broadcast acre. For application rates of glyphosate, refer to the glyphosate label.

Consult the glyphosate label for recommended uses in orchards and vineyards. Then read the crop recommendations for DEVRINOL 50-DF surface application to insure that the combination may be used for a particular crop in your state. Recommended only for the uses specified on the glyphosate and DEVRINOL 50-DF labels.

DEVBINOL 50-DF/SIMAZINE 80-WP COMBINATION (CALIFORNIA AND PACIFIC NORTHWEST ONLY)

For use on almonds and grapes in California and filberts, and grapes in the Pacific Northwest. DEVRINOL 50-DF may be used in combination with SIMAZINE 80-WP herbicide for control of additional weeds not controlled by DEVRINOL 50-DF alone. This tankmix does not control emerged weeds.

Additional weeds controlled by DEVRINOL 50-DF/SIMAZINE 80-WP tankmix, surface applied, at recommended rates:

WEEDS CONTROLLED	
California burclover	<i>Medicago polymorpha</i>
Henbit	<i>Lamium amplexicaule</i>
London rocket	<i>Sisymbrium irio</i>
Marestail (horseweed)	<i>Conyza canadensis</i>
Miners lettuce	<i>Montia perfoliata</i>
Panicle willoweed	<i>Epilobium paniculatum</i>
Redmaids (rockpurslane)	<i>Calandrinia caulescens</i>

For control of all weeds listed, apply 8 pounds DEVRINOL 50-DF and 0.6 to 1.25 pounds SIMAZINE 80-WP per broadcast acre. Limit treatment of almonds and grapes to a 4 to 8 foot band centered on the tree row, reducing the dosage proportionately. Apply in the fall through early spring, prior to weed emergence. For best results, the treatment must reach the zone of weed seed germination. Treatments made other than in November through February must be shallowly incorporated or irrigated-in the same day as applied (sprinkler or flood) with sufficient water to wet the soil to a depth of 2 to 4 inches. Irrigation or shallow incorporation is recommended for treatments made from November through February if no rainfall occurs within three weeks of application. Read directions on the SIMAZINE label concerning nozzle and screen sizes.

Use as a directed spray and avoid contact with fruit or foliage. Do not apply when fruit or nuts are on the ground during the harvest period. Do not graze treated areas.

NOTE: To avoid possible crop injury follow these precautions.

- **Almonds (California Only):** Do not treat trees established in the orchard less than 3 years. Do not treat the Mission variety of almonds. Do not apply to almond trees propagated on plum rootstocks. Do not replant almonds or peaches in treated soil.

- Do not apply on gravelly, sandy, or loamy sand soil, or on soil with less than 1% organic matter. Do not treat areas where water will accumulate (flood or furrow irrigation water should not be applied to any treated areas or allow to stand on treated areas).
- **Filberts (Oregon and Washington Only):** Do not apply on gravelly, sandy or loamy sand soil.
- **Grapes:** Do not use in vineyards established less than three years.

DEVIRINOL 50-DF/SIMAZINE 80-WP/GRAMOXONE MAX COMBINATION (CALIFORNIA AND PACIFIC NORTHWEST ONLY)

For use on almonds, and grapes in California, filberts, and grapes in the Pacific Northwest. DEVIRINOL 50-DF/SIMAZINE 80-WP will not control emerged weeds. GRAMOXONE MAX may be used to control existing weeds when applied prior to, or in combination with DEVIRINOL/SIMAZINE.

For weeds controlled refer to the weed lists for DEVIRINOL 50-DF and DEVIRINOL/SIMAZINE tankmix surface applied.

For control of all weeds listed, apply 8 pounds DEVIRINOL 50-DF, 0.6 to 1.25 pounds SIMAZINE 80-WP, and 2 to 3 pints GRAMOXONE MAX per broadcast acre.

Follow the use directions and recommendations for the DEVIRINOL 50-DF/SIMAZINE 80-WP combination. Consult the GRAMOXONE MAX label for timing with respect to stage of weed growth and for application methods recommended to minimize crop injury.

DEVIRINOL 50-DF/SINBAR® 80-WP COMBINATION

For use on mint in the Pacific Northwest only. DEVIRINOL 50-DF may be used in combination with SINBAR® 80-WP herbicide for improved control of annual broadleaf weeds. This tankmix does not control emerged weeds.

NOTE: All rates are given on a broadcast basis. Reduce rates proportionately for band or strip treatment.

For control of all weeds listed, apply 8 pounds DEVIRINOL 50-DF and 1.25 pounds SINBAR 80-WP per broadcast acre to the soil surface. Apply in the fall through early spring prior to weed emergence. Do not apply to frozen ground. For best results, the treatment must reach the zone of weed seed germination. If rainfall does not occur the treatment must be shallowly incorporated or irrigated-in following application (sprinkler or flood) with sufficient water to wet the soil to a depth of 2 to 4 inches. Treatment made in November through February must be incorporated-in or irrigated-in if no rainfall occurs within three weeks of application. For treatments made other than in November through February in these regions the treatment must be incorporated-in or irrigated-in within 24 hours if no rainfall occurs. Use as a directed spray and avoid contact with foliage. Do not graze treated areas.

NOTE: To avoid possible crop injury follow these precautions:

- **Mint:** Apply in the fall through early spring as a postharvest treatment after last cultivation.

STORAGE AND DISPOSAL

Do not contaminate water, food or feed by storage or disposal.

PESTICIDE STORAGE: Keep container closed when not in use. Store in a cool dry place. Do not store near seeds, fertilizer or foodstuffs.

PESTICIDE DISPOSAL: Wastes resulting from the use of this product may be disposed of on site or at an approved waste disposal facility.

CONTAINER DISPOSAL: Nonrefillable container. Do not reuse or refill this container. Completely empty bag into application equipment. Then offer for recycling if available, or dispose of empty bag or cardboard container in a sanitary landfill or by incineration, or, if allowed by State and local authorities, by burning. If burned, stay out of smoke.

IMPORTANT INFORMATION READ BEFORE USING PRODUCT

CONDITIONS OF SALE AND LIMITATION OF WARRANTY AND LIABILITY

21
21

NOTICE: Read the entire Directions for Use and Conditions of Sale and Limitation of Warranty and Liability before buying or using this product. If the terms are not acceptable, return the product at once, unopened, and the purchase price will be refunded.

The Directions for Use of this product reflect the opinion of experts based on field use and tests, and must be followed carefully. It is impossible to eliminate all risks associated with the use of this product. Crop injury, ineffectiveness or other unintended consequences may result because of such factors as manner of use or application, weather or crop conditions, presence of other materials or other influencing factors in the use of the product, which are beyond the control of United Phosphorus, Inc. or Seller. Handling, storage, and use of the product by Buyer or User are beyond the control of United Phosphorus, Inc. and Seller. To the extent consistent with applicable law, all such risks shall be assumed by Buyer and User.

To the extent consistent with applicable law, United Phosphorus, Inc. warrants that this product conforms to the chemical description on the label and is reasonably fit for the purposes stated in the Directions for Use, subject to the inherent risks referred to above, when used in accordance with directions under normal use conditions. This warranty does not extend to the use of this product contrary to label instructions, or under abnormal conditions or under conditions not reasonably foreseeable to or beyond the control of Seller or United Phosphorus, Inc., and Buyer and User assume the risk of any such use. To the extent consistent with applicable law, UNITED PHOSPHORUS, INC. MAKES NO WARRANTIES OF MERCHANTABILITY OR OF FITNESS FOR A PARTICULAR PURPOSE NOR ANY OTHER EXPRESS OR IMPLIED WARRANTY EXCEPT AS STATED ABOVE.

To the extent consistent with applicable law, United Phosphorus, Inc. or Seller shall not be liable for any incidental, consequential or special damages resulting from the use or handling of this product and **TO THE EXTENT CONSISTENT WITH APPLICABLE LAW, THE EXCLUSIVE REMEDY OF THE USER OR BUYER, AND THE EXCLUSIVE LIABILITY OF UNITED PHOSPHORUS, INC. AND SELLER FOR ANY AND ALL CLAIMS, LOSSES, INJURIES OR DAMAGES (INCLUDING CLAIMS BASED ON BREACH OF WARRANTY, CONTRACT, NEGLIGENCE, TORT, STRICT LIABILITY OR OTHERWISE) RESULTING FROM THE USE OR HANDLING OF THIS PRODUCT, SHALL BE THE RETURN OF THE PURCHASE PRICE OF THE PRODUCT OR, AT THE ELECTION OF UNITED PHOSPHORUS, INC. OR SELLER, THE REPLACEMENT OF THE PRODUCT.**

United Phosphorus, Inc. and Seller offer this product, and Buyer and User accept it, subject to the foregoing conditions of sale and limitations of warranty and of liability, which may not be modified except by written agreement signed by the duly authorized representative of United Phosphorus, Inc.

DEVIRINOL[®] is a trademark of United Phosphorus, Inc.
Gramoxone[®] is a trademark of Syngenta Group Companies
X-77[®] is a trademark of Loveland Industries, Inc.
Goal[®] and GoalTender are trademarks of DowAgroSciences
Sinbar[®] is a trademark of E. I. du Pont de Nemours Co. (Inc.)