

70506-36

2-10-2004

1/24



UNITED STATES ENVIRONMENTAL PROTECTION AGENCY
WASHINGTON, D.C. 20460

FEB 10 2004

OFFICE OF
PREVENTION, PESTICIDES AND
TOXIC SUBSTANCES

Dr. Ann M. Tillman
United Phosphorus, Inc.
423 Riverview Plaza
Trenton, NJ 08611

Dear Dr. Tillman:

Subject: Devrinol 50-DF Selective Herbicide
EPA Registration Number 70506-36
Application dated January 28, 2004


The labeling referred to above, submitted in connection with registration under the Federal Insecticide, Fungicide, and Rodenticide Act as amended is acceptable, provided you make the following changes before you release the product for shipment.

1. Add "Or Clothing" to the subheading "If On Skin" under the First Aid statements.
2. Specify maximum number of applications and maximum rates per year for each use.

Submit three (3) copies of final printed labeling incorporating the above changes before you release the product for shipment. Amended labeling will supercede all previously accepted ones. A stamped copy of labeling is enclosed for your records.

If you have any questions, please contact Hope Johnson at 703-305-5410.

Sincerely,


James A. Tompkins
Product Manager 25
Herbicide Branch
Registration Division (7505C)

2/24

DEVIRINOL 50-DF Selective Herbicide

Dry Flowable

For use on certain Citrus, Nuts, Pome fruits, Small
fruits, Stone fruits, Vegetables and Tobacco

ACCEPTED
with COMMENTS
in EPA Letter Dated

FEB 10 2004

Under the Federal Insecticide,
Fungicide, and Rodenticide Act
as amended, for the pesticide
registered under EPA Reg. No.

70506-36

COMPLETE DIRECTIONS FOR USE

ACTIVE INGREDIENT:

Napropamide 50%

INERT INGREDIENTS: 50%

TOTAL 100%

Contains 50 lbs. of Active Ingredient per 100 lbs.

EPA Reg. No. 70506-36

EPA Est. No.


KEEP OUT OF REACH OF CHILDREN

CAUTION



Manufactured for:
United Phosphorus, Inc.
423 Riverview Plaza
Trenton, NJ 08611
1-800-247-1557 • www.upi-usa.com

NET WEIGHT: 4 lbs.



3/24

**CONDITIONS OF SALE
AND LIMITATION OF WARRANTY AND LIABILITY**

NOTICE: Read the entire Directions for Use and Conditions of Sale and Limitation of Warranty and Liability before buying or using this product. If the terms are not acceptable, return the product at once, unopened, and the purchase price will be refunded.

The Directions for Use of this product should be followed carefully. It is impossible to eliminate all risks inherently associated with the use of this product. Crop injury, ineffectiveness or other unintended consequences may result because of such factors as manner of use or application, weather or crop conditions, presence of other materials or other influencing factors in the use of the product, which are beyond the control of United Phosphorus Inc. or Seller. All such risks shall be assumed by Buyer and User, and Buyer and User agree to hold United Phosphorus and Seller harmless for any claims relating to such factors.

United Phosphorus warrants that this product conforms to the chemical description on the label and is reasonably fit for the purposes stated in the Directions for Use, subject to the inherent risks referred to above, when used in accordance with directions under normal use conditions. This warranty does not extend to the use of this product contrary to label instructions, or under abnormal conditions or under conditions not reasonably foreseeable to or beyond the control of Seller or United Phosphorus, and Buyer and User assume the risk of any such use. **UNITED PHOSPHORUS MAKES NO IMPLIED WARRANTY OF MERCHANTABILITY OR OF FITNESS FOR A PARTICULAR PURPOSE NOR ANY OTHER EXPRESS OR IMPLIED WARRANTY.**

In no event shall United Phosphorus or Seller be liable for any incidental, consequential or special damages resulting from the use or handling of this product. **THE EXCLUSIVE REMEDY OF THE USER OR BUYER, AND THE EXCLUSIVE LIABILITY OF UNITED PHOSPHORUS AND SELLER FOR ANY AND ALL CLAIMS, LOSSES, INJURIES OR DAMAGES (INCLUDING CLAIMS BASED ON BREACH OF WARRANTY, CONTRACT, NEGLIGENCE, TORT, STRICT LIABILITY OR OTHERWISE) RESULTING FROM THE USE OR HANDLING OF THIS PRODUCT, SHALL BE THE RETURN OF THE PURCHASE PRICE OF THE PRODUCT OR, AT THE ELECTION OF UNITED PHOSPHORUS OR SELLER, THE REPLACEMENT OF THE PRODUCT.**

United Phosphorus and Seller offer this product, and Buyer and User accept it, subject to the foregoing conditions of sale and limitations of warranty and of liability, which may not be modified except by written agreement signed by a duly authorized representative of United Phosphorus.

4/24

TABLE OF CONTENTS

	<u>Page</u>
FIRST AID	
CONDITIONS OF SALE AND LIMITATION OF WARRANTY AND LIABILITY	
PRECAUTIONARY STATEMENTS	
Hazards to Humans and Domestic Animals	
Personal Protection Equipment	
Environmental Hazards	
DIRECTIONS FOR USE	
General Use Precautions	
STORAGE AND DISPOSAL	
General Information	
Applications Through Irrigation Systems (Western Region and Florida Only)	
Use Precautions	
For Sprinkler Irrigation	
For Flood (Basin), Furrow and Border Irrigation	
Weeds Controlled by 4 to 8 Lbs. DEVIRINOL 50-DF Per Acre (California Only) - Surface Application	
Weeds Controlled by 8 Lbs. DEVIRINOL 50-DF Per Acre - Surface Application	
Allowable Time for Treatment to Remain on Soil Surface (By Region)	
Crop Use Directions:	
Fruit and Nut Crops - Surface Application	
Other Crops - Surface Application	
Weeds Controlled by 2 to 4 lbs DEVIRINOL 50-DF Preplant Incorporated Application	
Tobacco and Vegetables Preplant Incorporated Application	
Transplanted Tobacco - Posttransplant Surface and Layby Surface Applications (Kentucky, Maryland, Virginia and Southeast Region Only)	
Sweet Potatoes - Posttransplant Surface and Plant Bed Applications	
Rotational Crop Restrictions	
Tank Mixtures - Fruit and Nut Crops	
DEVIRINOL 50-DF/GRAMOXONE EXTRA Combination	
DEVIRINOL 50-DF/Goal 1.6-E Combination (California Only)	
DEVIRINOL 50-DF/Goal 1.6-E/GRAMOXONE EXTRA Combination (California Only)	
DEVIRINOL 50-DF/Roundup Tankmix	
DEVIRINOL 50-DF/Simazine 80-WP Combination (California and Pacific Northwest Only)	
DEVIRINOL 50-DF/Simazine 80-WP/GRAMOXONE EXTRA Combination (California and Pacific Northwest Only)	
DEVIRINOL 50-DF/Sinbar 80-WP Combination	
Tank Mixtures - Tomatoes and Tobacco	
DEVIRINOL 50-DF/TILLAM 6-E Tankmix Combination Applied Preplant Incorporated	

5/24

FIRST AID

IF SWALLOWED:

- Call a Poison Control Center or doctor immediately for treatment advice.
- Have person sip a glass of water if able to swallow.
- Do not give anything by mouth to an unconscious person.
- Do not induce vomiting unless told to by a Poison Control Center or doctor.

IF IN EYES:

- Hold eye open and rinse slowly and gently with water for 15-20 minutes. Remove contact lenses, if present, after the first 5 minutes, then continue rinsing.
- Call a Poison Control Center or doctor for treatment advice.

IF ON SKIN:

- Take off contaminated clothing.
- Rinse skin immediately with plenty of water for 15-20 minutes.
- Call a Poison Control Center or doctor for treatment advice.

IF INHALED:

- Move person to fresh air.
- If person is not breathing, call 911 or an ambulance, then give artificial respiration, preferably mouth-to-mouth if possible.
- Call a Poison Control Center or doctor for further treatment advice.

Have the product container or label with you when calling a Poison Control Center or doctor or going for treatment. For 24-hour emergency medical treatment, contact the National Pesticide Information Center 1-800-8587378.

For Chemical Emergency: Spill, leak, fire, exposure or accident, call CHEMTREC 1-800-424-9300.

PRECAUTIONARY STATEMENTS

HAZARDS TO HUMANS AND DOMESTIC ANIMALS

CAUTION

Harmful if swallowed, absorbed through skin or inhaled. Causes moderate eye irritation. Avoid contact with eyes, skin or clothing. Avoid breathing dust.

PERSONAL PROTECTIVE EQUIPMENT (PPE)

Applicators and other handlers must wear:

- Long-sleeved shirt and long pants.
- Chemical resistant gloves made of any waterproof material.
- Shoes plus socks.

Follow manufacturer's instructions for cleaning/maintaining PPE. If no such instructions for washables, use detergent and hot water. Keep and wash PPE separately from other laundry.

When handlers use closed systems, enclosed cabs, or aircraft in a manner that meets the requirements listed in the Worker Protection Standard (WPS) for agricultural pesticides [40 CFR 170.240(d)(4-6)], the handler PPE requirements may be reduced or modified as specified in the WPS.

User Safety Recommendations

Users should:

- Wash hands before eating, drinking, chewing gum, using tobacco or using the toilet.
- Remove clothing immediately if pesticide gets inside. Then wash thoroughly and put on clean clothing.
- Remove PPE immediately after handling this product. Wash the outside of gloves before removing. As soon as possible, wash thoroughly and change into clean clothing.

6/24

ENVIRONMENTAL HAZARDS

Do not apply directly to water or to areas where surface water is present or to intertidal areas below the mean high water mark. Do not contaminate water when cleaning equipment or disposing of equipment washwaters.

DIRECTIONS FOR USE

It is a violation of Federal law to use this product in a manner inconsistent with its labeling.

Do not apply this product in a way that will contact workers or other persons, either directly or through drift. Only protected handlers may be in the area during application. For any requirements specific to your State or Tribe, consult the agency responsible for pesticide regulation.

GENERAL USE PRECAUTIONS

Read all instructions before using. Use only for recommended purposes and at recommended rates.

Do not overdose. Do not apply when weather conditions favor drift from areas treated. Except where specifically noted, DEVIRINOL® 50-DF Herbicide is not recommended for use on soil containing more than 10% organic matter. Spraying on ground heavily covered with leaves or trash may adversely affect weed control. Do not apply to frozen ground.

Do not contaminate irrigation water or water used for domestic purposes.

To minimize injury to succeeding crops not listed on this label, a deep disc plow or moldboard plow operation (minimum 10 inches) must be carried out prior to planting. To avoid injury to crops not specified on the label, do not plant until 12 months after the last application of DEVIRINOL 50-DF.

When applied at rates no greater than 4 lb. DEVIRINOL 50-DF per acre, rotational crops which are not registered on this label may be planted no sooner than 12 months after application when harvest and use of mature crop(s) is only for food or feed purposes. Crops are not to be grazed or harvested for food or feed purposes earlier than maturity.

AGRICULTURAL USE REQUIREMENTS

Use this product only in accordance with its labeling and with the Worker Protection Standard, 40 CFR part 170. This Standard contains requirements for the protection of agricultural workers on farms, forests, nurseries, and greenhouses, and handlers of agricultural pesticides. It contains requirements for training, decontamination, notification, and emergency assistance. It also contains specific instructions and exceptions pertaining to the statements on this label about personal protective equipment (PPE) and restricted-entry interval. The requirements in this box only apply to uses of this product that are covered by the Worker Protection Standard.

Do not enter or allow worker entry into treated areas during the restricted entry interval (REI) of 12 hours.

Exception: If the product is soil-injected or soil-incorporated, the Worker Protection Standard, under certain circumstances, allows workers to enter the treated area if there will be no contact with anything that has been treated. PPE required for early entry to treated areas that is permitted under the Worker Protection Standard and that involves contact with anything that has been treated, such as plants, soil, or water, is:

- Coveralls.
- Chemical resistant gloves made of any waterproof material.
- Shoes plus socks.

STORAGE AND DISPOSAL

Do not contaminate water, food or feed by storage or disposal.

PESTICIDE STORAGE: Keep container closed when not in use. Store in a cool dry place. Do not store near seeds, fertilizer or foodstuffs.

PESTICIDE DISPOSAL: Wastes resulting from the use of this product may be disposed of on site or at an approved waste disposal facility.

CONTAINER DISPOSAL: Completely empty bag into application equipment. Then dispose of empty bag or

7/24

cardboard container in a sanitary landfill or by incineration, or, if allowed by State and local authorities, by burning. If burned, stay out of smoke.

GENERAL INFORMATION

DEVRINOL 50-DF is a selective surface-applied or incorporated herbicide for use in certain types of newly planted or established crops. DEVRINOL 50-DF does not control established weeds. All weed growth and crop stubble in the fields must be thoroughly worked into the soil prior to planting. Spray equipment should be carefully calibrated before use and checked frequently during application to be sure nozzles are operating properly and are delivering a uniform spray pattern. Apply the recommended rate of DEVRINOL 50-DF in 10 to 50 gallons of water per acre in a low pressure boom-type sprayer.

Be sure the spray tank, boom and nozzle have been thoroughly flushed with clean water before use. Sufficient jet or mechanical agitation should be provided during the filling operation and during application.

When mixing DEVRINOL 50-DF alone, or in combination with other recommended wettable powders, make a slurry and add to a nearly filled spray tank with adequate agitation. This will enhance initial mixing. Recommended contact herbicides and spreaders should always be added to a nearly filled spray tank. Never add them to the slurry.

APPLICATIONS THROUGH IRRIGATION SYSTEMS (Western Region and Florida Only)

- Do not allow treatment to contact foliage or crop.
- Remove existing weed growth before application.
- Meter the DEVRINOL 50-DF into the irrigation water during the entire period.
- Apply with sufficient water to wet the soil to a depth of 2-4 inches.
- Good agitation should be maintained during the entire application period.
- Avoid run-off.

Western Region (Tree crops and Grapes Only): DEVRINOL 50-DF may be applied at the recommended rates through irrigation water for preemergence control of listed weeds in grapes and tree crops.

Florida (Citrus Only): DEVRINOL 50-DF may be applied at the recommended rates through irrigation water (microsprinklers only) for preemergence control of listed weeds in citrus.

USE PRECAUTIONS:

- A. Apply this product only through sprinkler including center pivot, lateral move, end tow, side (wheel) roll, traveler, microsprinkler, solid set, or hand move, flood (basin); furrow; border irrigation systems. Do not apply this product through any other type of irrigation system.
- B. Crop injury, lack of effectiveness, or illegal pesticide residues in the crop can result from nonuniform distribution of treated water.
- C. If you have questions about calibration, you should contact State Extension Service specialists, equipment manufacturers or other experts.
- D. Do not connect an irrigation system (including greenhouse systems) used for pesticide application to a public water system unless the pesticide label-prescribed safety devices for public water systems are in place.
- E. A person knowledgeable of the chemigation system and responsible for its operation, or under the supervision of the responsible person, shall shut the system down and make necessary adjustments should the need arise.

FOR SPRINKLER IRRIGATION:

1. The system must contain a functional check valve, vacuum relief valve, and low pressure drain appropriately located on the irrigation pipeline to prevent water source contamination from backflow.

8/24

2. The pesticide injection pipeline must contain a functional, automatic, quick-closing check valve to prevent the flow of fluid back toward the injection pump.
3. The pesticide injection pipeline must also contain a functional, normally closed, solenoid-operated valve located on the intake side of the injection pump and connected to the system interlock to prevent fluid from being withdrawn from the supply tank when the irrigation system is either automatically or manually shut down.
4. The system must contain functional interlocking controls to automatically shut off the pesticide injection pump when the water pump motor stops.
5. The irrigation line or water pump must include a functional pressure switch which will stop the water pump motor when the water pressure decreases to the point where pesticide distribution is adversely affected.
6. Systems must use a metering pump, such as a positive displacement injection pump (e.g., diaphragm pump) effectively designed and constructed of materials that are compatible with pesticides and capable of being fitted with a system interlock.
7. Do not apply when wind speed favors drift beyond the area intended for treatment.

FOR FLOOD (BASIN), FURROW AND BORDER IRRIGATION:

1. Systems using a gravity flow pesticide dispensing system must meter the pesticide into the water at the head of the field and downstream of a hydraulic discontinuity such as a drop structure or weir box to decrease potential for water source contamination from backflow if water flow stops.
2. Systems utilizing a pressurized water and pesticide injection system must meet the following requirements:
 - a. The system must contain a functional check valve, vacuum relief valve, and low pressure drain appropriately located on the irrigation pipeline to prevent water source contamination from backflow.
 - b. The pesticide injection pipeline must contain a functional, automatic, quick-closing check valve to prevent the flow of fluid back toward the injection pump.
 - c. The pesticide injection pipeline must also contain a functional, normally closed, solenoid-operated valve located on the intake side of the injection pump and connected to the system interlock to prevent fluid from being withdrawn from the supply tank when the irrigation system is either automatically or manually shut down.
 - d. The system must contain functional interlocking controls to automatically shut off the pesticide injection pump when the water pump motor stops.
 - e. The irrigation line or water pump must include a functional pressure switch which will stop the water pump motor when the water pressure decreases to the point where pesticide distribution is adversely affected.
 - f. Systems must use a metering pump, such as a positive displacement injection pump (e.g., diaphragm pump) effectively designed and constructed of materials that are compatible with pesticides and capable of being fitted with a system interlock.

NOTE: All rates are given on a broadcast basis, per acre. Reduce rates proportionately for band or strip treatment.

**WEEDS CONTROLLED BY 4 to 8 LBS. DEVRINOL 50-DF PER ACRE
 (CALIFORNIA ONLY) - SURFACE APPLICATION**

NOTE: DEVRINOL 50-DF does not control established weeds.

WEEDS CONTROLLED	
Barnyardgrass, Junglerice	<i>Echinochloa</i> spp.
Annual Bluegrass	<i>Poa annua</i>

9/24

Large (Hairy) Crabgrass	<i>Digitaria sanguinalis</i>
Red Sprangletop	<i>Leptochloa filiformis</i>

For control of all weeds listed, apply 4 to 8 pounds DEVRINOL 50-DF per broadcast acre to the soil surface. Apply in the fall through early spring prior to emergence. Do not apply DEVRINOL 50-DF to frozen ground. For best results, the treatment must reach the zone of weed seed germination. If rainfall does not occur the treatment must be shallowly incorporated or irrigated-in following application (sprinkler or flood) with sufficient water to wet the soil to a depth of 2-4 inches.

**WEEDS CONTROLLED BY 8 LBS. DEVRINOL 50-DF PER ACRE -
 SURFACE APPLICATION**

NOTE: DEVRINOL 50-DF does not control established weeds.

WEEDS CONTROLLED	
ANNUAL GRASSES:	
Barnyardgrass, Junglerice	<i>Echinochloa</i> spp.
Foxtail Barley	<i>Hordeum jubatum</i>
Wild Barley	<i>Hordeum leporinum</i>
Annual Bluegrass	<i>Poa annua</i>
Bromes	<i>Bromus</i>
Cheatgrass	<i>B. secalinus</i>
Downy Brome	<i>B. tectorum</i>
Ripgut Brome	<i>B. rigidus</i>
Soft Chess	<i>B. mollis</i>
Canarygrass	<i>Phalaris canariensis</i>
Large (Hairy) Crabgrass	<i>Digitaria sanguinalis</i>
Smooth Crabgrass	<i>Digitaria ischaemum</i>
Southwestern Cupgrass	<i>Eriochloa gracilis</i>
Foxtail	<i>Setaria</i>
Bristly Foxtail	<i>S. verticilla</i>
Giant Foxtail	<i>S. faberi</i>
Green Foxtail	<i>S. viridis</i>
Yellow Foxtail	<i>S. lutescens</i>
Goosegrass	<i>Eleusine indica</i>
Seedling Johnsongrass	<i>Sorghum halpense</i>

10/24

WEEDS CONTROLLED	
Wild Oats	<i>Avena fatua</i>
Panicums	<i>Panicum</i>
Guineagrass	<i>P. Maximum</i>
Fall Panicum	<i>P. dichotomiflorum</i>
Texas Panicum	<i>P. texanum</i>
Witchgrass	<i>P. capillare</i>
Italian Ryegrass	<i>Lolium multiflorum</i>
Sandbur	<i>Cenchrus spp.</i>
Mexican Sprangletop	<i>Leptochloa uninervia</i>
Red Sprangletop	<i>Leptochloa filiformis</i>
Stinkgrass	<i>Eragrostis cilianensis</i>
ANNUAL BROADLEAF WEEDS:	
Carpetweed	<i>Mollugo verticillata</i>
Common Chickweed	<i>Stellaria media</i>
Coast Fiddleneck	<i>Amsinckia intermedia</i>
Cudweed, Purple	<i>Gnaphalium purpureum</i>
Redstem Filaree	<i>Erodium cicutarium</i>
Common Groundsel	<i>Senecio vulgaris</i>
Prostrate Knotweed	<i>Polygonum aviculare</i>
Lambsquarters	<i>Chenopodium album</i>
Prickly Lettuce	<i>Lactuca serriola</i>
Little Mallow*	<i>Malva parviflora</i>
Redroot Pigweed	<i>Amaranthus retroflexus</i>
Pineappleweed	<i>Matricaria matricarioides</i>
Common Purslane	<i>Portulaca oleracea</i>
Horse Purslane	<i>Trianthema portulacastrum</i>
Common Ragweed**	<i>Ambrosia artemisiifolia</i>
Annual Sowthistle	<i>Sonchus oleraceus</i>

*From seed

**Suppression

11/24

NOTE: All rates are given on a broadcast basis. Reduce rates proportionately for band or strip treatment.

For control of all weeds listed, apply 8 pounds DEVIRINOL 50-DF per broadcast acre to the soil surface. Apply in the fall through early spring prior to weed emergence. Do not apply DEVIRINOL 50-DF to frozen ground. For best results, the treatment must reach the zone of weed seed germination. If rainfall does not occur the treatment must be shallowly incorporated or irrigated-in following application (sprinkler or flood) with sufficient water to wet the soil to a depth of 2 to 4 inches.

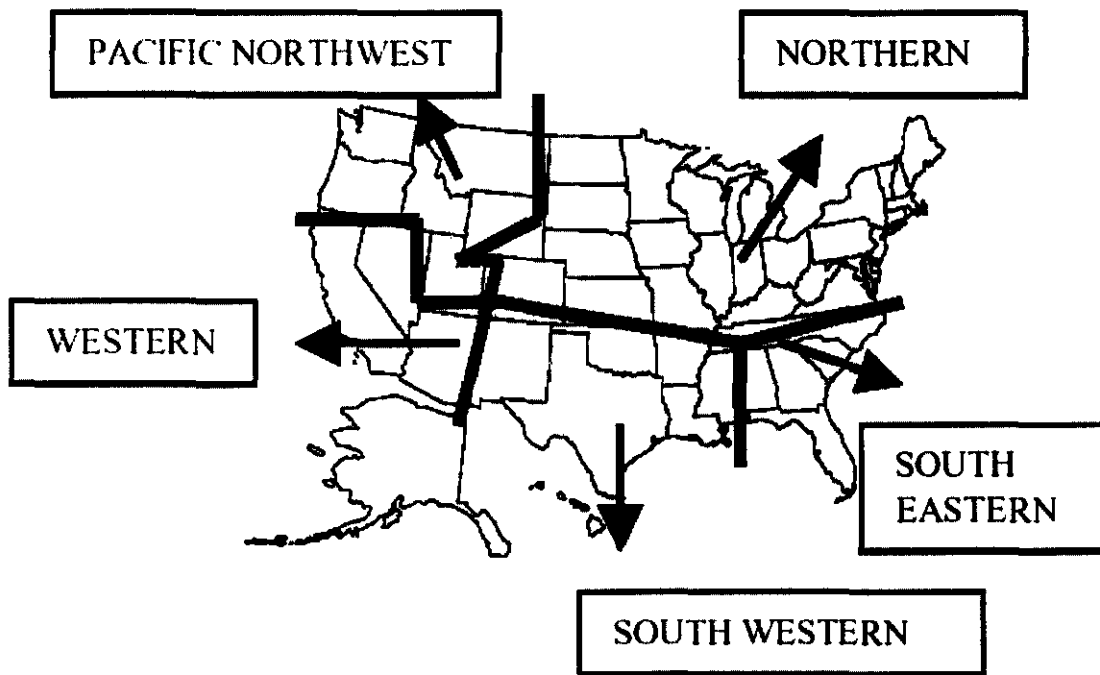
ALLOWABLE TIME FOR TREATMENT TO REMAIN ON SOIL SURFACE (BY REGION):

WEST: Three weeks (November through February) or 24 hours (remainder of year).

PACIFIC NORTHWEST: Three weeks (Fall through Early Spring) or 24 hours (remainder of year).

OTHER REGIONS: 24 hours.

Use as a directed spray and avoid contact with fruit or foliage.
Do not apply when fruit or nuts are on the ground during the harvest period.
Do not graze treated areas.



CROP USE DIRECTIONS: FRUIT, NUT AND OTHER CROPS - SURFACE APPLICATION

DEVIRINOL 50-DF is recommended for use on the following crops. Refer to regional map under "GENERAL INFORMATION".

CROP	USE DIRECTIONS	USE RECOMMENDATIONS
Almonds (All Regions) Apples (All Regions) Apricots (All Regions) Cherries (All Regions) Figs (All Regions) Filberts (All Regions) Grapefruit (All Regions) Grapes (All Regions) Kiwifruit (Western Region Only) Lemons (All Regions) Nectarines (All Regions) Olives (Western Region Only) Oranges (All Regions) Peaches (All Regions) Pears (All Regions) Pecans (All Regions) Plums (All Regions) Prunes (All Regions) Tangelos (All Regions) Tangerines (All Regions) Walnuts (All Regions)	8 pounds DEVIRINOL 50-DF per broadcast acre. In the Western Region an additional 8 pounds may be applied during the growing season. Do not apply within 35 days of harvest.	Apply to a weed free soil surface. May be applied to newly planted and established crop.
Avocados (Western Region Only) Persimmons (Western Region Only)	8 pounds DEVIRINOL 50-DF per broadcast acre. An additional 8 pounds may be applied during the growing season. Do not apply within 35 days of harvest.	Apply to a weed free soil surface. May be applied to established crop only.
Blueberries (All Regions) Caneberries (blackberries, raspberries, boysenberries and loganberries) (All Regions) Currants (All Regions) Pistachios (All Regions)	8 pounds DEVIRINOL 50-DF per broadcast acre.	Apply to a weed free soil surface. May be applied to newly planted and established crop.
Pomegranates (Western Region Only)	8 pounds DEVIRINOL 50-DF per broadcast acre. Do not apply within 6 months of harvest.	Apply to a weed free soil surface. May be applied to established crop only.
Rhubarb (Pacific Northwest Only)	8 pounds DEVIRINOL 50-DF per broadcast acre.	Apply to a weed free soil surface in winter when rhubarb is dormant.
Strawberries not grown on plastic mulch (All Regions)	8 Pounds DEVIRINOL 50-DF per broadcast acre. Do not apply from bloom through harvest.	Apply to a weed free soil surface. May be applied to newly transplanted crop. Delay application until desired number of daughter plants have become established.
Strawberries - Established Plantings - Spring Application (All Regions)	8 Pounds DEVIRINOL 50-DF per broadcast acre. Do not apply from bloom through harvest.	Apply after removal of straw mulch. Surface should be weed free. Water into soil to a depth of 2 to 4 inches using natural rainfall or irrigation within 24 hours of application for best results.
Strawberries - Established Plantings - Fall Application (All Regions)	8 Pounds DEVIRINOL 50-DF per broadcast acre.	Apply before winter protective mulch is applied over plants. Water into soil to a depth of 2 to 4 inches using natural rainfall or irrigation within 24 hours of application. Do not apply Devrinol 50-DF to frozen

<p>Strawberries grown on plastic mulch on plant beds (Florida Only)</p>	<p>8 Pounds DEVIRINOL 50-DF (preplant incorporate) per broadcast acre.</p>	<p>ground. Apply to a weed free soil before the laying of plastic mulch. Soil should be well worked yet moist enough to permit a thorough incorporation to a depth of 2 inches. Incorporate the same day as applied before laying of plastic mulch using equipment which will result in uniform incorporation of the herbicide to desired depth. If weed pressure is from small seeded annuals, apply to the surface of the bed immediately in front of the laying of the plastic mulch. If soil is dry, water or sprinkler irrigate with sufficient water to wet to a depth of 2 to 4 inches before covering with plastic mulch. Apply the plastic mulch over the treated soil the same day.</p>
<p>Strawberries grown on plastic mulch on plant beds (Florida Only)</p>	<p>8 Pounds DEVIRINOL 50-DF (application between rows of plastic mulch (middles or aisles)) per broadcast acre. Do not apply from bloom through harvest.</p>	<p>Use a shielded sprayer or properly spaced drop nozzles to apply to a weed free soil surface between the rows of plastic. Mechanically incorporate or irrigate Devrinol into the soil to a depth of 1 to 2 inches within 24 hours of application. In the event of emerged weed growth being present, tankmix up to 8 pounds of Devrinol with the correct amount of Gramoxone Extra to get burndown and residual control,</p>

CROP USE DIRECTIONS: OTHER CROPS - SURFACE APPLICATION

GENERAL INFORMATION

CROP	USE DIRECTIONS	USE RECOMMENDATIONS
<p>Artichokes (Western Region Only) Asparagus (All Regions)</p>	<p>8 pounds DEVIRINOL 50-DF per broadcast acre. Where recommended for use on established crops, apply DEVIRINOL 50-DF only to stands that have been established for at least one growing season. Where recommended for use on evenly planted crops, application may be made immediately after planting young trees, vines, and bushes.</p>	<p>Apply to a weed free soil surface. May be applied to established crop only.</p>
<p>Mint (Pacific Northwest Only)</p>		<p>Apply to a weed free soil surface. May be applied to newly planted and established crop.</p>

14/24

**WEEDS CONTROLLED BY 2 TO 4 LBS. DEVRINOL 50-DF
 PREPLANT INCORPORATED APPLICATION**

NOTE: DEVRINOL 50-DF does not control established weeds.

WEEDS CONTROLLED	
ANNUAL GRASSES:	
Barnyardgrass, Junglerice	<i>Echinochloa</i> spp.
Crabgrass	<i>Digitaria</i> spp.
Foxtails	<i>Setaria</i>
Giant Foxtail	<i>S. faberi</i>
Green Foxtail	<i>S. viridis</i>
Yellow Foxtail	<i>S. lutescens</i>
Goosegrass	<i>Eleusine indica</i>
Seedling Johnsongrass	<i>Sorghum halepense</i>
Panicums	<i>Panicum</i>
Fall Panicum	<i>P. dichotomiflorum</i>
Witchgrass	<i>P. capillare</i>
Stinkgrass	<i>Eragrostis cilianensis</i>
ANNUAL BROADLEAF WEEDS:	
Carpetweed	<i>Mollugo verticillata</i>
Purple Cudweed	<i>Gnaphalium purpureum</i>
Galinsoga*	<i>Galinsoga</i> spp.
Lambsquarters	<i>Chenopodium album</i>
Redroot Pigweed	<i>Amaranthus retroflexus</i>
Smooth Pigweed	<i>Amaranthus hybridus</i>
Common Purslane	<i>Portulaca oleracea</i>
Florida Pusley	<i>Richardia scabra</i>
Common Ragweed**	<i>Ambrosia artemisiifolia</i>

*Controlled at 4 lb. DEVRINOL 50-DF

**Suppression

On flat-planted or bedded crops apply, before planting, to well-worked soil that is dry enough to permit thorough incorporation to a depth of 1 to 2 inches. Incorporate the same day as applied, using equipment which will result in uniform incorporation of the herbicide to the desired depth. Whenever a rate range is recommended for DEVRINOL 50-DF, use the lower rate on light soil (coarse textured-sandy) and the higher rate on heavy soil (fine textured-clay).

After harvest or prior to planting of succeeding crops, a deep moldboard or disc plowing operation must be carried out.

15/24

When applied at rates no greater than 4 lb. DEVRINOL 50-DF per acre, rotational crops which are not registered on this label may be planted no sooner than 12 months after application when harvest and use of the mature crop(s) only is for food or feed purposes. Crops are not to be grazed or harvested for food or feed purposes earlier than maturity.

**CROP USE DIRECTIONS: TOBACCO AND VEGETABLES
 PREPLANT INCORPORATED APPLICATION**

NOTE: All rates are given on a broadcast basis. Reduce rates proportionately for band or strip treatment.

CROP	USE DIRECTIONS	USE RECOMMENDATIONS
Broccoli (Maine Only)	2-4 pounds DEVRINOL 50-DF per broadcast acre. Do not exceed 4 pounds DEVRINOL 50-DF per acre per crop season.	Apply to weed free surface. May be applied to direct seeded and transplanted crop, preplant incorporated or as a surface spray after planting. Shallow incorporate no deeper than seeding depth or sprinkler irrigate within 24 hours using sufficient water to wet the soil to a depth of 2-4 inches. Use the lower rate on light soil (coarse textured-sandy) and the higher rate on heavy soil (fine textured-clay).
Cole Crops - Broccoli, Brussels Sprouts, Cauliflower (Arizona and California Only)	1-2 pounds DEVRINOL 50-DF per broadcast acre.	For suppression of Annual Bluegrass, Barnyardgrass, Common Groundsel, Common Purslane and Redroot Pigweed. Apply to a weed free soil surface. May be applied to direct seeded and transplanted crop, preplant incorporated or as a surface spray after planting. Shallow incorporate to a depth of 1-2 inches or sprinkler irrigate within 24 hours using sufficient water to wet the soil to a depth of 2-4 inches. Use the lower rate on light soil (coarse textured - sandy) and the higher rate on heavy soil (fine textured - clay).
Cole Crops - Broccoli, Brussels Sprouts, Cabbage, Cauliflower (Northern Region Only)	2 pounds DEVRINOL 50-DF per broadcast acre.	Apply to a weed free surface. May be applied to direct seeded and transplanted crop, preplant incorporated or as a surface spray after planting. Shallow incorporate no deeper than seeding depth or sprinkler irrigate within 24 hours using sufficient water to wet the soil to a depth of 2-4 inches.
Cole Crops - Broccoli, Brussels Sprouts, Cabbage, Cauliflower (Pacific Northwest Only)	2-4 pounds DEVRINOL 50-DF per broadcast acre.	Apply to a weed free surface. May be applied to direct seeded and transplanted crop, preplant incorporated or as a surface spray after planting. Shallow incorporate no deeper than seeding depth or sprinkler irrigate within 24 hours using sufficient water to wet the soil to a depth of 2-4 inches. Use the lower rate on light soil (coarse

		textured - sandy) and the higher rate on heavy soil (fine textured - clay).
Cole Crops - Broccoli, Brussels Sprouts, Cabbage, Cauliflower (Southeast Region Only)	4 pounds DEVRINOL 50-DF per broadcast acre.	Apply to a weed free surface. May be applied to direct seeded (except in Florida) and transplanted crop, as a surface spray after planting. Sprinkler irrigate within 24 hours using sufficient water to wet the soil to a depth of 2-4 inches.
Cole Crops - Broccoli, Brussels Sprouts, Cabbage, Cauliflower (Southwest Region Only)	2-4 pounds DEVRINOL 50-DF per broadcast acre.	Apply to a weed free soil surface. May be applied to direct seeded and transplanted crop, preplant, incorporated or as a surface spray after planting. Incorporate the surface spray to a shallow depth of one inch, avoiding the seed placement when mixing the soil. Use the lower rate on light soil (coarse textured - sandy) and the higher rate on heavy soil (fine textured - clay).
Eggplants (All Regions)	Before transplanting, apply 2-4 pounds DEVRINOL 50-DF per broadcast acre.	Apply to weed free soil surface. May be applied to transplanted crop only. Use the lower rate on light soil (coarse textured sandy) and the higher rate on heavy soil (fine textured-clay).
Peppers (All Regions) Tomatoes (All Regions)	2-4 pounds DEVRINOL 50-DF per broadcast acre.	Apply to a weed free soil surface. May be applied to direct seeded and transplanted crop. Use the lower rate on light soil (coarse textured - sandy) and the higher rate on heavy soil (fine textured-clay).
Peppers (All Regions) Tomatoes (All Regions) grown in beds with plastic mulch	2-4 Pounds DEVRINOL 50-DF (preplant incorporate) per broadcast acre.	Apply to a weed free soil before the laying of plastic mulch. Soil should be well worked yet moist enough to permit a thorough incorporation to a depth of 2 inches. Incorporate the same day as applied before laying of plastic mulch using equipment which will result in uniform incorporation of the herbicide to desired depth. If weed pressure is from small seeded annuals, apply to the surface of the bed immediately in front of the laying of the plastic mulch. If soil is dry, water or sprinkler irrigate with sufficient water to wet to a depth of 2 to 4 inches before covering with plastic mulch. Apply the plastic mulch over the treated soil the same day.
Peppers and Tomatoes grown in beds with plastic mulch	4 Pounds DEVRINOL 50-DF (application between rows of plastic mulch (middles or aisles)) per broadcast acre.	Apply to a weed free soil surface between the rows of plastic. Mechanically incorporate or irrigate Devrinol into the soil to a depth of 1 to 2 inches within 24 hours of

PC 103001

17/24

Tobacco (All Regions except North and South Carolina)	Before transplanting, apply 2-4 pounds DEVRINOL 50-DF per broadcast acre.	application. Apply to a weed free soil surface. Use the lower rate on light soil (coarse textured sandy) and the higher rate on heavy soil (fine textured - clay). In Southeast only: Apply up to 3 weeks before transplanting. No waiting period is necessary.
---	---	---

**CROP USE DIRECTIONS: TRANSPLANTED TOBACCO - POSTTRANSPLANT SURFACE AND LAYBY SURFACE APPLICATIONS
 (KENTUCKY, MARYLAND, VIRGINIA AND SOUTHEASTERN REGION ONLY)**

WEEDS CONTROLLED:

See list of weeds controlled under DEVRINOL 50-DF preplant incorporated application.

CROP	USE DIRECTIONS	USE RECOMMENDATIONS
Transplanted Tobacco (Kentucky, Maryland, Virginia and Southeastern Region Only)	Apply 2 to 4 pounds DEVRINOL 50-DF per broadcast acre. Do not apply more than 4 pounds DEVRINOL 50-DF in any one season. Reduce rates proportionately for band application. Treatments may follow a preplant incorporated application of DEVRINOL 50-DF or DEVRINOL 50-DF/TILLAM® 6-E. Use 10 to 50 gallons of spray per acre. For best results the treatment must reach the zone of weed seed germination. If rainfall does not occur within 5 days after application, the treatment must be shallowly incorporated or irrigated-in with sufficient overhead irrigation to wet the soil to a depth of 2 to 4 inches.	Apply to a weed free soil surface. At Transplanting: Apply the recommended amount of DEVRINOL 50-DF to the soil surface immediately after transplanting. May be applied over the top of transplants. At Layby: Apply the recommended amount of DEVRINOL 50-DF in a band immediately after the layby cultivation. Apply as a directed spray to the row middles.

CROP USE DIRECTIONS: SWEET POTATOES - POSTTRANSPLANT SURFACE AND PLANT BED APPLICATIONS

WEEDS CONTROLLED:

See list of weeds controlled under DEVRINOL 50-DF preplant incorporated application.

CROP	USE DIRECTIONS	USE RECOMMENDATIONS
Sweet Potatoes	Apply 2 to 4 pounds DEVRINOL 50-DF per broadcast acre. Use 10 to 50 gallons of spray per acre. For best results, the treatment	Apply to a weed free soil surface. use the lower rate on light soil (coarse textured sandy) and the higher rate on heavy soils (fine

18/24

	<p>must reach the zone of weed seed germination. If rainfall does not occur within 24 hours after application, the treatment must be shallowly incorporated or irrigated-in with sufficient overhead irrigation to wet the soil to a depth of 2 to 4 inches.</p>	<p>textured clay). At Transplanting: (All Regions) Apply the recommended amount of DEVIRINOL 50-DF to the soil surface immediately after transplanting. Plant Beds: (Southeastern Region Only) Apply the recommended amount of DEVIRINOL 50-DF to the soil surface after sweet potato roots are covered with soil, but prior to soil cracking and emergence of sweet potato plants.</p>
--	--	--

ROTATIONAL CROP RESTRICTIONS FOLLOWING 2 TO 4-POUND DEVIRINOL 50-DF APPLICATIONS

When DEVIRINOL 50-DF is used on tobacco posttransplant or layby at 2 to 4 pounds, surface applied, small grains may be seeded in rotation in the fall to prevent soil erosion. These grains may be stunted but not otherwise adversely affected.

No tolerance is established for residues of DEVIRINOL 50-DF in small grains. Rotational cover crops must be destroyed by plowing under or otherwise prevented from reaching food or feed production.

If rotating out of tobacco the following spring, to avoid injury to crops not specified on this label do not plant until 12 months after the last DEVIRINOL 50-DF application.

When applied at rates no greater than 4 pounds. DEVIRINOL 50-DF per acre, rotational crops which are not registered on this label may be planted no sooner than 12 months after application when harvest and use of the mature crop(s) only is for food or feed purposes. Crops are not to be grazed or harvested for food or feed purposes earlier than maturity.

TANK MIXTURES - FRUIT AND NUT CROPS

IMPORTANT

Observe all cautions and limitations on labeling of all products used in combination.

Make only one application per season.

Do not contaminate water by cleaning of equipment or disposal of wastes. Apply these combinations only as specified on this label.

For a tankmix application, apply the recommended dosage (see directions for use) in 10 to 50 gallons of water per acre.

In tankmixes which include GRAMOXONE® EXTRA, add an approved nonionic spreader to the spray mix, such as X-77® Spreader, at the rate of 8 oz. per 100 gallons.

DEVIRINOL 50-DF/GRAMOXONE EXTRA COMBINATION

DEVIRINOL 50-DF will not control emerged weeds. GRAMOXONE EXTRA may be used to control existing weeds when applied prior to, or in combination with DEVIRINOL.

19/24

Refer to the section on DEVRINOL 50-DF surface application for a list of weeds controlled. Follow use directions for DEVRINOL 50-DF surface application. Read the GRAMOXONE EXTRA label for timing with respect to stage of weed growth and for application methods recommended to minimize crop injury.

For control of all weeds listed, apply 8 pounds DEVRINOL 50-DF and 2 to 3 pints GRAMOXONE EXTRA per broadcast acre.

Consult the GRAMOXONE EXTRA label for recommended uses in orchards and vineyards. Then read the crop recommendations for DEVRINOL 50-DF surface application to insure that the combination may be used for a particular crop in your state. Recommended only for the uses specified on the GRAMOXONE EXTRA and DEVRINOL 50-DF labels. Do not apply this combination to caneberries.

DEVRINOL 50-DF/GOAL® 1.6-E COMBINATION (CALIFORNIA ONLY)

For use on almond, apricot, cherry, fig, grape, nectarine, peach, pear, pistachio, plum, prune and walnut in California only. DEVRINOL 50-DF may be used in combination with GOAL® 1.6-E herbicide for control of additional weeds not controlled by DEVRINOL alone.

Additional weeds controlled preemergence by DEVRINOL 50-DF/GOAL 1.6-E tankmix, applied preemergence to a relatively weed-free established berm or soil surface, at recommended rates:

WEEDS CONTROLLED	
Burclover	<i>Medicago lupulina</i>
Filaree, (Redstem, Broadleaf)	<i>Erodium cicutarium</i>
	<i>Erodium botrys</i>
Henbit	<i>Lamium amplexicaule</i>
London rocket	<i>Sisymbrium irio</i>
Redmaids	<i>Calandrinia caulescens</i>
Shepherdspurse	<i>Capsella bursa-pastoris</i>

For control of all weeds listed, apply 8 pounds DEVRINOL 50-DF and 5.0 quarts GOAL 1.6-E (2.0 lb active) per broadcast acre. Spray should be directed to the soil and the base of dormant trees or vines. Use of a low pressure sprayer equipped with a break-away boom and flat fan or off-center (OC) nozzle is recommended. For best results, the treatment must reach the zone of weed germination. Irrigation sufficient to wet the soil to a minimum depth of 2 to 4 inches is recommended for treatments made from November through February 15 if no rainfall occurs within three weeks of application.

NOTE: Applications made in October must be irrigated in (sprinkler or flood) the same day as applied with sufficient water to wet the soil to a minimum depth of 2 to 4 inches.

Cultural practices which result in redistribution or disturbance of the soil surface after treatment will decrease the herbicidal effectiveness of GOAL 1.6-E. For best results from the DEVRINOL 50-DF/GOAL 1.6-E tankmix combination, application should be made to established berms or soil surfaces which are left undisturbed during the time period for which weed control is desired.

Read the GOAL 1.6-E label for specific use directions and precautions.

NOTE: To avoid possible crop injury follow these precautions:

- Apply only to dormant fruit or nut trees or grape vines. Do not apply when foliage, buds or fruit/nuts are present.
- Grapes: Do not apply to grapes established less than 3 years. Do not apply to grapes which are not staked or trellised.

**DEVIRINOL 50-DF/GOAL 1.6-E/GRAMOXONE EXTRA COMBINATION
(CALIFORNIA ONLY)**

For use on almond, apricot, cherry, fig, grape, nectarine, peach, pear, plum, prune and walnut in California only. DEVIRINOL 50-DF/GOAL 1.6-E/GRAMOXONE EXTRA is recommended for residual preemergence control of susceptible broadleaf and grassy weeds. GRAMOXONE EXTRA is included in the tankmix to control existing emerged weeds.

For weeds controlled refer to the weed lists for DEVIRINOL 50-DF and DEVIRINOL 50-DF/GOAL 1.6-E tankmix surface applied.

For control of all weeds listed, apply 8 pounds DEVIRINOL 50-DF, 5 quarts GOAL 1.6-E (2.0 lb active) and 2 pints GRAMOXONE EXTRA per broadcast acre.

Follow the use directions and recommendations for the DEVIRINOL 50-DF/GOAL 1.6-E combination. Consult the GRAMOXONE EXTRA label for timing with respect to stage of weed growth and for application methods recommended to minimize crop injury.

DEVIRINOL 50-DF/ROUNDUP® COMBINATION

ROUNDUP® herbicide may be used to control existing weeds when applied prior to or in combination with DEVIRINOL 50-DF herbicide.

Follow use directions for DEVIRINOL 50-DF surface application. Read the ROUNDUP label for timing with respect to stage of weed growth and for application methods. For control of all weeds listed, apply 8 pounds of DEVIRINOL 50-DF in 10 to 50 gallons of water per broadcast acre. For application rates of ROUNDUP, refer to the ROUNDUP label.

Consult the ROUNDUP label for recommended uses in orchards and vineyards. Then read the crop recommendations for DEVIRINOL 50-DF surface application to insure that the combination may be used for a particular crop in your state. Recommended only for the uses specified on the ROUNDUP and DEVIRINOL 50-DF labels.

**DEVIRINOL 50-DF/SIMAZINE® 80-WP COMBINATION
(CALIFORNIA AND PACIFIC NORTHWEST ONLY)**

For use on almonds, apples, avocados, grapefruit, grapes, lemons, olives, oranges, peaches, pears, and walnuts in California and apples, filberts, grapes and walnuts in the Pacific Northwest. DEVIRINOL 50-DF may be used in combination with SIMAZINE® 80-WP herbicide for control of additional weeds not controlled by DEVIRINOL 50-DF alone. This tankmix does not control emerged weeds.

Additional weeds controlled by DEVIRINOL 50-DF/SIMAZINE 80-WP tankmix, surface applied, at recommended rates:

WEEDS CONTROLLED	
California burclover	<i>Medicago polymorpha</i>
Henbit	<i>Lamium amplexicaule</i>
London rocket	<i>Sisymbrium irio</i>
Marestail (horseweed)	<i>Conyza canadensis</i>
Miners lettuce	<i>Montia perfoliata</i>
Panicle willoweed	<i>Epilobium paniculatum</i>
Redmaids (rockpurslane)	<i>Calandrinia caulescens</i>

21/24

For control of all weeds listed, apply 8 pounds DEVTRINOL 50-DF and 0.6 to 1.25 pounds SIMAZINE 80-WP per broadcast acre. Limit treatment of almonds, grapes and peaches to a 4 to 8 foot band centered on the tree row, reducing the dosage proportionately. Apply in the fall through early spring, prior to weed emergence. For best results, the treatment must reach the zone of weed seed germination. Treatments made other than in November through February must be shallowly incorporated or irrigated-in the same day as applied (sprinkler or flood) with sufficient water to wet the soil to a depth of 2 to 4 inches. Irrigation or shallow incorporation is recommended for treatments made from November through February if no rainfall occurs within three weeks of application. Read directions on the SIMAZINE label concerning nozzle and screen sizes.

Use as a directed spray and avoid contact with fruit or foliage. Do not apply when fruit or nuts are on the ground during the harvest period. Do not graze treated areas.

NOTE: To avoid possible crop injury follow these precautions.

- **Apples and Pears:** Make application only to orchards where trees have been established one year or more.
- **Almonds and Peaches (California Only):** Do not treat trees established in the orchard less than 3 years. Do not treat the Mission variety of almonds. Do not apply to almond trees propagated on plum rootstocks. Do not replant almonds or peaches in treated soil.
- Do not apply on gravelly, sandy, or loamy sand soil, or on soil with less than 1% organic matter. Do not treat areas where water will accumulate (flood or furrow irrigation water should not be applied to any treated areas or allow to stand on treated areas).
- **Filberts (Oregon and Washington Only):** Do not apply on gravelly, sandy or loamy sand soil.
- **Grapes:** Do not use in vineyards established less than three years.
- **Grapefruit, Lemons, and Oranges (California Only):** Do not use in the Imperial, Coachella, or Palo Verde Valleys: Do not use in nurseries. Do not apply to bedded grapefruit, lemons, or oranges. Do not apply to trees under stress from freeze damage for one year after the freeze.
- **Walnuts:** Do not apply to sandy soil. Leveling and furrowing operations after application will lessen effectiveness of weed control.

DEVTRINOL 50-DF/SIMAZINE 80-WP/GRAMOXONE EXTRA COMBINATION (CALIFORNIA AND PACIFIC NORTHWEST ONLY)

For use on almonds, apples, avocados, grapefruit, grapes, lemons, olives, oranges, peaches, pears, and walnuts in California and apples, filberts, grapes and walnuts in the Pacific Northwest. DEVTRINOL 50-DF/SIMAZINE 80-WP will not control emerged weeds. GRAMOXONE EXTRA may be used to control existing weeds when applied prior to, or in combination with DEVTRINOL/SIMAZINE.

For weeds controlled refer to the weed lists for DEVTRINOL 50-DF and DEVTRINOL/SIMAZINE tankmix surface applied.

For control of all weeds listed, apply 8 pounds DEVTRINOL 50-DF, 0.6 to 1.25 pounds SIMAZINE 80-WP, and 2 to 3 pints GRAMOXONE EXTRA per broadcast acre.

Follow the use directions and recommendations for the DEVTRINOL 50-DF/SIMAZINE 80-WP combination. Consult the GRAMOXONE EXTRA label for timing with respect to stage of weed growth and for application methods recommended to minimize crop injury.

DEVTRINOL 50-DF/SINBAR® 80-WP COMBINATION

For use on apples, peaches and citrus (restrict use on citrus to California only) and mint (restrict use on mint to Pacific Northwest only). DEVTRINOL 50-DF may be used in combination with SINBAR® 80-WP herbicide for improved control of annual broadleaf weeds. This tankmix does not control emerged weeds.

NOTE: All rates are given on a broadcast basis. Reduce rates proportionately for band or strip treatment.

For control of all weeds listed, apply 8 pounds DEVTRINOL 50-DF and 1.25 pounds SINBAR 80-WP per broadcast acre to the soil surface. Apply in the fall through early spring prior to weed emergence. Do not apply to frozen ground. For best results, the treatment must reach the zone of weed seed germination. If rainfall does not occur the

treatment must be shallowly incorporated or irrigated-in following application (sprinkler or flood) with sufficient water to wet the soil to a depth of 2 to 4 inches. In the Western and Pacific Northwest Regions treatment made in November through February must be incorporated-in or irrigated-in if no rainfall occurs within three weeks of application. For treatments made other than in November through February in these regions, and for all treatments applied in the Northern, Southwestern, and Southeastern Regions regardless of season, the treatment must be incorporated-in or irrigated-in within 24 hours if no rainfall occurs. Use as a directed spray and avoid contact with fruit or foliage. Do not apply when fruit is on the ground during the harvest period. Do not graze treated areas.

NOTE: To avoid possible crop injury follow these precautions:

- **Apples and Peaches:** Where crop is grown under furrow irrigation or under raised-berm flood irrigation (trees 4" to 6" above waterline), apply only as a band treatment. Do not treat trees planted in the bottom of irrigation furrows or trees grown under flat flood or basin irrigation, and do not use on eroded areas where subsoil or tree roots are exposed, as injury to trees may result. Use only on trees established in the orchard for at least two years.
- **Citrus:** Temporary yellowing of citrus leaves may occur following treatment. Treatment may be used on coarse soils but is not to be used on sands low in organic matter (less than 1%), on poorly drained soils, nor on trees planted in irrigation furrows, as injury to trees may result. Treated areas may be planted to citrus trees one year after last application. Use only on trees established in the grove for at least one year.
- **Mint:** Apply in the fall through early spring as a postharvest treatment after last cultivation.

TANK MIXTURES - TOMATOES AND TOBACCO

IMPORTANT

Observe all cautions and limitations on labeling of all products used in combination.

Make only one application per season.

Do not contaminate water by cleaning of equipment or disposal of wastes.

In each case where a range of rates is given, the lower rates should be used on light (coarse) textured soils and soils low in organic matter. The higher rates should be used on heavy (fine) textured soils.

After harvest or prior to planting of succeeding crops, a deep moldboard or disc plowing operation must be carried out. To avoid injury to crops not specified on the label, do not plant until 12 months after the last DEVIRINOL application.

When applied at rates no greater than 4 pounds DEVIRINOL 50-DF per acre, rotational crops which are not registered on this label may be planted no sooner than 12 months after application when harvest and use of the mature crop(s) only is for food or feed purposes. Crops are not to be grazed or harvested for food or feed purposes earlier than maturity.

The recommended tankmix controls weeds by interfering with normal seed germination and seedling development. It does not control established weeds. All weed growth and crop stubble should be thoroughly worked into the soil before treatment.

Follow directions given in the sections DEVIRINOL 50-DF GENERAL INFORMATION and TANK MIXTURES – TOMATOES AND TOBACCO.

23/24

**DEVRIOL 50-DF/TILLAM® 6-E TANKMIX COMBINATION
 APPLIED PREPLANT INCORPORATED**

A tankmix combination of DEVRINOL 50-DF and TILLAM 6-E herbicide can be applied and mixed (incorporated) into the soil before planting for weed control in tomatoes and tobacco.

ADDITIONAL WEEDS CONTROLLED BY DEVRINOL/TILLAM TANKMIX	
ANNUAL GRASSES:	
Bermudagrass	<i>Cynodon dactylon</i>
Narrowleaf Signalgrass	<i>Brachiaria piligera</i>
Wild oats	<i>Avena fatua</i>
Millet, foxtail	<i>Setaria italica</i>
ANNUAL BROADLEAF WEEDS:	
Henbit (Deadnettle)	<i>Lamium amplexicaule</i>
Nettleleaf goosefoot	<i>Chenopodium murale</i>
Hairy nightshade*	<i>Solanum villosum</i>
Blackeyed Susan	<i>Sweet Suzy, Rudbeckia serotina</i>
Shepherdspurse	<i>Capsella bursa-pastoris</i>
PERENNIAL WEEDS:	
Purple nutsedge	<i>Cyperus rotundus</i>
Yellow nutsedge	<i>Cyperus esculentus</i>

*Suppression (partial control)

Existing stands of nutgrass must be turned under and chopped up thoroughly before treatment.

APPLICATION DIRECTIONS

The soil should be well-worked and dry enough to permit good soil mixing (incorporation). Pour the recommended amounts of DEVRINOL and TILLAM 6-E into a spray tank during the filling operations. Apply in 10 to 50 gallons of water per acre.

For soil incorporated applications, use a properly calibrated, low-pressure, boom-type sprayer having good agitation.

In irrigated areas, do not apply before pre-irrigation. For all band applications, reduce dosage proportionately depending upon row spacing and band to be treated. Do not band apply on rocky ground because thorough incorporation is not possible.

INCORPORATION DIRECTIONS

The herbicides must be mixed (incorporated) into the soil IMMEDIATELY after application to prevent loss by evaporation. Whenever possible, application and incorporation should be done in the same operation.

INCORPORATION BEFORE PLANTING

Use power-driven cultivation equipment set to cut to a depth of two to three inches in coarse soils and three to four inches in heavy soils OR a tandem disc set to cut to a depth of six inches, followed by a spiked-tooth harrow or some other leveling device which extends beyond ends of the disc. For thorough mixing, disc in two different directions (cross disc).

24/24

INCORPORATION AT PLANTING

Use power-driven cultivation equipment set to cut to a depth of two to three inches.

PLANTING

Crops should be planted or seeded immediately after application and incorporation. Do not use a drag behind the planter as it may concentrate the herbicides over the seed row and cause crop injury.

CULTURAL PRACTICES FOLLOWING APPLICATION

Shallow cultivation may be necessary to control those susceptible weeds that escape control as well as those weeds not susceptible to either herbicide. Do not cultivate deeper than the depth of herbicide incorporation.

When cultivating fields where the tankmix has been banded in the row, use shields to prevent the movement of untreated soil into the treated row.

Application Rate for Tomatoes (Direct Seeded (California Only) and Transplanted):

Apply 2 to 4 pounds DEVRINOL 50-DF plus 2-2/3 to 4 quarts TILLAM 6-E per broadcast acre. Use the lower rates on light soils (coarse textured - sandy) and the higher rate on heavy soils (fine textured - clay). Do not use hotcaps on transplanted tomatoes.

Application Rate for Tobacco (Transplanted):

Before transplanting, apply 2 pounds DEVRINOL 50-DF plus 2-2/3 quarts TILLAM 6-E. This combination may be tank mixed with Furadan® 4-F Insecticide-Nematicide or Mocap® 6-E Nematicide-Insecticide at recommended rates. Read the Furadan 4-F and Mocap 6-E labels for recommended uses, directions for use, precautions and limitations.

When filling the spray tank follow these orders of mixing:

DEVRINOL 50-DF slurry, Furadan 4-F, TILLAM 6-E,

OR,

DEVRINOL 50-DF slurry, TILLAM 6-E, Mocap 6-E.

Devrinol is a trademark of United Phosphorus, Inc.

Gramoxone® is a trademark of Syngenta Group Companies

TILLAM® is a trademark of Tri-Ag, Inc.

X-77® is a trademark of Loveland Industries, Inc.

Goal® is a trademark of DowAgroSciences

Sinbar® is a trademark of E. I. du Pont de Nemours Co. (Inc.)

Roundup® is a trademark of Monsanto Technology LLC

Furadan® is a trademark of FMC Corporation

Mocap® is a trademark of Bayer CropScience LP