

70506-2

0510612009

1/36



UNITED STATES ENVIRONMENTAL PROTECTION AGENCY  
WASHINGTON, D.C. 20460

MAY 06 2009

OFFICE OF  
PREVENTION, PESTICIDES AND  
TOXIC SUBSTANCES

Mr. Timothy M. Formella  
United Phosphorus, Inc.  
630 Freedom Business Center, Suite 402  
King of Prussia, PA 19406

Subject: Notification to Revise Label Language

Dear Mr. Formella:

The Agency is in receipt of your Application(s) for Pesticide Notification under Pesticide Registration Notice (PRN) 2007-4 and PR Notice 98-10 dated April 8, 2009 for:

<b>EPA Reg. No. 70506-1</b>	<b>Acephate 75 Insecticide</b>
<b>EPA Reg. No. 70506-2</b>	<b>Acephate 90 Insecticide</b> ✓
<b>EPA Reg. No. 70506-3</b>	<b>Acephate Technical</b>
<b>EPA Reg. No. 70506-71</b>	<b>Acephate 90SP Manufacturing Use Product</b>
<b>EPA Reg. No. 70506-76</b>	<b>Acephate 90 DF Insecticide</b>

Registration Division (RD) has conducted a review of this request for applicability under PRN 2007-4 and PR Notice 98-10 and finds that the label change(s) requested falls within the scope of PRN-2007-4 and PR Notice 98-10. The labels have been date-stamped "Notification" and will be placed in our records.

If you have any questions, at 703 305-5409 or electronically at [daniel.dani@epa.gov](mailto:daniel.dani@epa.gov)

Sincerely,

A handwritten signature in black ink, appearing to read "Dani Daniel".

Dani Daniel  
Registration Division (7505P)  
Insecticide/Rodenticide Branch

# NOTIFICATION

2/36

Please read instructions on reverse before completing form.

Form Approved, OMB No. 2070-0060, Approval expires 05-31-98

	<b>EPA</b> Environmental Protection Agency Washington, DC 20460	United States	<input type="checkbox"/> Registration <input type="checkbox"/> Amendment <input checked="" type="checkbox"/> Other:	OPP Identifier Number
---	---	---------------	---	-----------------------

## Application for Pesticide - Section I

1. Company/Product Number 70506-2	2. EPA Product Manager Marilyn Mautz	3. Proposed Classification <input checked="" type="checkbox"/> None <input type="checkbox"/> Restricted
4. Company/Product (Name) Acephate 90 Insecticide	PM# 4	
5. Name and Address of Applicant (Include ZIP Code) United Phosphorus, Inc. 630 Freedom Business Center, Suite 402 King of Prussia, PA 19406  <input type="checkbox"/> Check if this is a new address		6. <b>Expedited Review.</b> In accordance with FIFRA Section 3(c)(3) (b)(I), my product is similar or identical in composition and labeling to: EPA Reg. No. _____  Product Name _____

## Section - II


<input type="checkbox"/> Amendment - Explain below.	<input type="checkbox"/> Final printed labels in response to Agency letter dated _____
<input type="checkbox"/> Resubmission in response to Agency letter dated _____	<input type="checkbox"/> "Me Too" Application
<input checked="" type="checkbox"/> Notification - Explain below.	<input type="checkbox"/> Other - Explain below

**Explanation:** Use additional page(s) if necessary. (For Section I and Section II.)  
 Notification of label change per PR Notice 2007-4 and 2001-5. This notification is consistent with the guidance in PR Notices 2007-4, 2001-5, and the requirements of EPA's regulations at 40 CFR §§ 156.10, 156.140, 156.144, 156.146, and 156.156. No other changes have been made to the labeling or the Confidential Statement of Formula for this product. I understand that it is a violation of 18 U.S.C. Sec. 1001 to willfully make any false statement to EPA. I further understand that if the amended label is not consistent with the requirements of 40 CFR §§ 156.10, 156.140, 156.144, 156.146, and 156.156, this product may be in violation of FIFRA and I may be subject to enforcement action and penalties under sections 12 and 14 of FIFRA.

## Section - III

1. Material This Product Will Be Packaged In:				2. Type of Container	
Child-Resistant Packaging <input type="checkbox"/> Yes* <input checked="" type="checkbox"/> No	Unit Packaging <input checked="" type="checkbox"/> Yes <input type="checkbox"/> No	Water Soluble Packaging <input checked="" type="checkbox"/> Yes <input type="checkbox"/> No			<input type="checkbox"/> Metal <input type="checkbox"/> Plastic <input type="checkbox"/> Glass <input type="checkbox"/> Paper <input type="checkbox"/> Other (laminated bag)
*Certification must be submitted		If "Yes" Unit Packaging wgt.    No. per container	If "Yes" Package wgt.    No. per container		
3. Location of Net Contents Information <input type="checkbox"/> Label <input type="checkbox"/> Container		4. Size(s) Retail Container Including but not limited to 2.0 oz gel per tube <i>1 lb soluble bag + 1 lb fiberboard can</i>		5. Location of Label Directions <input checked="" type="checkbox"/> On Label <input type="checkbox"/> On labeling accompanying product	
6. Manner in Which Label is Affixed to Product <input type="checkbox"/> Lithograph <input type="checkbox"/> Other <input checked="" type="checkbox"/> Paper glued <input type="checkbox"/> Stenciled					

## Section - IV

1. Contact Point (Complete items directly below for identification of individual to be contacted, if necessary, to process this application)		
Name <b>Timothy M. Formella</b>	Title Senior Registration Manager	Telephone No. (Include Area Code) 610-491-2813
I certify that the statements I have made on this form and all attachments thereto are true, accurate and complete. I acknowledge that any knowingly false or misleading statement may be punishable by fine or imprisonment or both under applicable law.		6. Date Application Received (Stamped)
2. Signature 	3. Title Senior Registration Manager	
4. Typed Name Timothy M. Formella	5. Date <i>April 8, 2009</i>	

# Certification with Respect to Label Integrity

version: 9/11/02

I certify that the information (including, but not limited to, text, tables, and graphics) contained in the electronic file identified below by file name and submitted with this certification is the same information as that on the paper copies of these documents included with this submission.

PROPOSED LABEL		
EPA Registration #	Date Submitted to EPA	Electronic file name
70506-2	4/8/2009	070506-00002.20090408.pdf


I certify that the statements that I have made on this form are true, accurate, and complete. I acknowledge that any knowingly false or misleading statements may be punishable by fine or imprisonment or both under applicable law.

*Timothy M. Formella*  
 \_\_\_\_\_  
 Signature

04/08/2009  
 \_\_\_\_\_  
 Date

Timothy M. Formella  
 \_\_\_\_\_  
 Name (typed)

Senior Registration Manager  
 \_\_\_\_\_  
 Title





# United Phosphorus, Inc.

630 Freedom Business Center, Suite 402  
King of Prussia, PA 19406  
(610) 491-2813 (phone)  
(610) 491-2810 (fax)

April 8, 2009

VIA: UPS

Document Processing Desk (NOTIF)  
Linda Arrington  
Office of Pesticide Programs (7504P)  
U.S. Environmental Protection Agency  
Room S-4900, One Potomac Yard  
2777 South Crystal Drive  
Arlington, VA 22202-4501

<b>RE: Notification Regarding PR Notices 2007-4 and 2001-5</b>	
<b>Acephate Technical</b>	<b>EPA Reg. No. 70506-3</b>
<b>Acephate 75 Insecticide</b>	<b>EPA Reg. No. 70506-1</b>
<b>Acephate 90 Insecticide</b>	<b>EPA Reg. No. 70506-2</b>
<b>Acephate 90SP Manufacturing Use Product</b>	<b>EPA Reg. No. 70506-71</b>
<b>Acephate 90 DF Insecticide</b>	<b>EPA Reg. No. 70506-76</b>

Dear Ms. Arrington:

United Phosphorus, Inc. hereby notifies the Agency of our intent to revise the labels for our registered pesticide products containing the active ingredient acephate.

These label notifications include revision of the Storage and Disposal text in order to comply with the requirements of PR Notice 2007-4 regarding Labeling Revisions Required by the Final Rule "Pesticide Management and Disposal; Standards for Pesticide Containers and Containment." In addition, the Insecticide Resistance Action Committee (IRAC) group code has been added to the first page of the labels for Acephate 75 Insecticide (EPA Reg. No. 70506-1), Acephate 90 Insecticide (EPA Reg. No. 70506-2), and Acephate 90 DF Insecticide (EPA Reg. No. 70506-76) per the Agency guidance in PR Notice 2001-5.

These changes are consistent with the notification provisions of PR Notice 98-10 and EPA regulations at 40 CFR 152.46. Enclosed please find the following materials for each of the five products to support these registration notifications:


1. Completed Application for Pesticide Registration (EPA Form 8570-1)
2. A "red-lined" copy of the amended label showing the container disposal language additions
3. A clean copy version of the revised label
4. CD with the labels in electronic format (file names: 070506-00003.20090408.pdf, 070506-00001.20090408.pdf, 070506-00002.20090408.pdf, 070506-00071.20090408.pdf, and 070506-

United Phosphorus, Inc.  
April 8, 2009

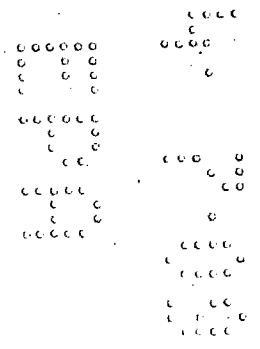
- 5. 00076.20090408.pdf
- 6. Completed Certification with Respect to Label Integrity form

If you have any questions on this submission please call me at 610-491-2813 or email at [tim.formella@uniphos.com](mailto:tim.formella@uniphos.com).

Sincerely,



Timothy M. Formella  
Senior Registration Manager



6/36

**GROUP 1 INSECTICIDE**

# ACEPHATE 90 WSP

Soluble Powder  
INSECTICIDE IN WATER SOLUBLE BAGS

ACTIVE INGREDIENT		By Wt.
Acephate (O, S-Dimethyl acetylphosphoramidothioate)	.....	90%
OTHER INGREDIENTS	-----	10%
	TOTAL	100%

**KEEP OUT OF REACH OF CHILDREN**

## CAUTION

<b>FIRST AID</b>	
Contains an organophosphate that inhibits cholinesterase.	
If swallowed	<ul style="list-style-type: none"> <li>• Call a poison control center or doctor immediately for treatment advice.</li> <li>• Have person sip a glass of water if able to swallow.</li> <li>• Do not induce vomiting unless told to do so by the poison control center or doctor.</li> <li>• Do not give anything by mouth to an unconscious person.</li> </ul>
If in eyes	<ul style="list-style-type: none"> <li>• Hold eye open and rinse slowly and gently with water for 15-20 minutes.</li> <li>• Remove contact lenses, if present, after the first 5 minutes, then continue rinsing eye.</li> <li>• Call a poison control center or doctor for treatment advice.</li> </ul>
If on skin or clothing	<ul style="list-style-type: none"> <li>• Take off contaminated clothing.</li> <li>• Rinse skin immediately with plenty of water for 15-20 minutes.</li> <li>• Call a poison control center or doctor for treatment advice.</li> </ul>
If inhaled	<ul style="list-style-type: none"> <li>• Move person to fresh air.</li> <li>• If person is not breathing, call 911 or an ambulance, then give artificial respiration, preferably by mouth-to-mouth, if possible.</li> <li>• Call a poison control center or doctor for further treatment advice.</li> </ul>
<b>Have the product container or label with you when calling a poison control center or doctor, or going for treatment. For emergency medical treatment information, contact the Rocky Mountain Poison Control Center at 1-866-673-6671.</b>	
<b>NOTE TO PHYSICIAN</b>	
Acephate is a cholinesterase inhibitor. Blood cholinesterase measurements may be useful to monitor exposure but treatment-related decisions may be needed before the results of the blood tests are available. If signs of cholinesterase inhibition appear, atropine is antidotal. 2-PAM may also be used in conjunction with atropine but should not be used alone.	

For Chemical Emergency Assistance (Spill, Leak, Fire or Accident), Call CHEMTREC  
**1-800-424-9300**

United Phosphorus, Inc.  
630 Freedom Business Center, Suite 402  
King of Prussia, PA 19406  
800-438-6071 • [www.upi-usa.com](http://www.upi-usa.com)

EPA Reg. No. 70506-2  
EPA Est. No. \_\_\_\_\_  
Net Contents: \_\_\_\_\_  
Batch/Lot # \_\_\_\_\_

**PRECAUTIONARY STATEMENTS**

**HAZARDS TO HUMANS & DOMESTIC ANIMALS  
CAUTION**

Harmful if swallowed. Causes moderate eye irritation. Avoid contact with eyes and clothing.

**PERSONAL PROTECTIVE EQUIPMENT (PPE)**

Some materials that are chemical-resistant to this product are butyl, nitrile, and neoprene. If you want more options, follow the instructions for category A on an EPA chemical-resistance category selection chart.

Mixers, loaders, applicators and other handlers using engineering controls must wear:

- long-sleeved shirt and long pants
- chemical resistant gloves for all mixers and loaders, and for applicators using hand-held application equipment
- socks and shoes.

In addition, applicators using low pressure hand wand application equipment must wear:

- a NIOSH-approved dust mist filtering respirator with MSHA/NIOSH approval number prefix TC-21C or a NIOSH-approved respirator with any N, R, P, or HE filter.

See engineering controls for additional requirements.

Follow manufacturer's instructions for cleaning/maintaining PPE. If no such instructions for washables exist, use detergent and hot water. Keep and wash PPE separately from other laundry.

**ENGINEERING CONTROLS**

Water-soluble packages when used correctly qualify as a closed mixing/loading system under the Worker Protection Standard for Agricultural Pesticides [40CFR 170.240(d)(4)]. Mixers and loaders using water-soluble packets must:

- wear the personal protective equipment required above for mixers/loaders, and
- be provided, must have immediately available, and must use in an emergency, such as a broken package, spill, or equipment breakdown, the following PPE: coveralls, chemical-resistant footwear and a NIOSH-approved dust mist filtering respirator with MSHA/NIOSH approval number prefix TC-21C or a NIOSH-approved respirator with any N, R, P, or HE filter.

Pilots must use an enclosed cockpit in a manner that meets the requirements listed in the Worker Protection Standard (WPS) for agricultural pesticides [40 CFR 170.240(d)(6)].

The use of human flaggers is prohibited.

**USER SAFETY RECOMMENDATIONS**

Users should:

- Wash hands before eating, drinking, chewing gum, using tobacco or using the toilet.
- Remove clothing/PPE immediately if pesticide gets inside. Then wash thoroughly and put on clean clothing.
- Remove PPE immediately after handling this product. Wash the outside of gloves before removing. As soon as possible, wash thoroughly and change into clean clothing.

**ENVIRONMENTAL HAZARDS**

This pesticide is toxic to birds.

For terrestrial uses, do not apply directly to water, or to areas where surface water is present or to intertidal areas below the mean high water mark. Do not contaminate water when cleaning equipment or disposing of equipment washwaters.

Exposed treated seed may be hazardous to birds and other wildlife. Dispose of all excess treated seed and seed packaging by burial away from bodies of water.

This product is highly toxic to bees exposed to direct treatment on blooming crops or weeds. Do not apply this product or allow it to drift to blooming crops or weeds while bees are actively visiting the treatment area.

### DIRECTIONS FOR USE

It is a violation of Federal law to use this product in a manner inconsistent with its labeling.

**READ ENTIRE LABEL. USE STRICTLY IN ACCORDANCE WITH PRECAUTIONARY STATEMENTS AND DIRECTIONS FOR USE AND WITH APPLICABLE STATE AND FEDERAL REGULATIONS.**

**For use on turf, use limited to sod farms and golf courses, except when applying to mound or spot treatment for fire ant and harvester ant control.**

**Not for indoor residential use. For greenhouse use, use is limited to commercial greenhouses for use on ornamental, floral and foliage plants, and tobacco (floatbed application).**

**Do not apply with low pressure handwand except for control of fire ants as a mound treatment and when used on ornamental trees, shrubs, and floral plants grown for non-agricultural or non-commercial use.**

Do not apply this product in a way that will contact workers or other persons, either directly or through drift. Only protected handlers may be in the area during application. For any requirements specific to your State or Tribe, consult the agency responsible for pesticide regulation.

#### AGRICULTURAL USE REQUIREMENTS

Use this product only in accordance with its labeling and with the Worker Protection Standard 40 CFR part 170. This Standard contains requirements for the protection of agricultural workers on farms, forests, nurseries and greenhouses, and handlers of agricultural pesticides. It contains requirements for training, decontamination, notification, and emergency assistance. It also contains specific instructions and exceptions pertaining to the statements on this label about personal protective equipment (PPE), and restricted-entry interval. The requirements in this box only apply to uses of this product that are covered by the Worker Protection Standard.

Do not enter or allow worker entry into treated areas until restricted-entry interval (REI) of 24 hours.

PPE required for early entry to treated areas that is permitted under the Worker Protection Standard and that involves contact with anything that has been treated, such as plants, soil, or water, is: coveralls, chemical resistant gloves made of any waterproof material, shoes plus socks.

#### NON-AGRICULTURAL USE REQUIREMENTS

The requirements in this box apply to uses of this product that are **NOT WITHIN** the scope of the Worker Protection Standard for agricultural pesticides (40 CFR Part 170). The WPS applies when this product is used to produce agricultural plants on farms, forests, nurseries or greenhouses.

Do not enter or allow others to enter treated areas until sprays have dried.

#### GENERAL INFORMATION

ACEPHATE 90 WSP is an insecticide which controls a wide range of important pests in selected crops and in non-crop areas. The active ingredient is acephate, a water-soluble insecticide readily absorbed by plant roots and foliage to give systemic control of feeding insects. Insect pests are generally controlled more effectively by ACEPHATE 90 WSP through ingestion than by contact. Application of ACEPHATE 90 WSP to maintain control should be repeated only as directed.

**FAILURE TO FOLLOW THE DIRECTION FOR USE AND PRECAUTIONS ON THIS LABEL MAY RESULT IN POOR INSECT CONTROL, CROP INJURY, AND/OR ILLEGAL RESIDUES.**

#### TANK MIXES

**NOTICE:** Tank mixing of this product with any other product which is not specifically and expressly authorized by the label shall be at the exclusive risk of the use, applicator, and/or application advisor. Read and follow the entire label of each product to be used in the tank mix with this product.

#### CHEMIGATION

Apply only to cranberries with sprinkler irrigation systems and do not use any other type of irrigation systems. Do not apply this product through chemigation to any other crop.



**SPRAY DRIFT**

A variety of factors including weather conditions, (e.g., wind direction, wind speed, temperature, relative humidity) and method of application (e.g., ground aerial, airblast, chemigation) can influence pesticide drift. The applicator and grower must evaluate all factors and make appropriate adjustments when applying this product.

Observe the following precautions to minimize drift:

- All aerial, ground and air-assisted/airblast application equipment must be properly maintained and calibrated using water as carrier. Do not apply this product as an ultralow volume (ULV) spray except as specified in the instructions for use on non-crop wasteland. Do not apply in any carrier other than water.
- Use the largest droplet size consistent with good pest control. Small droplets are more prone to spray drift and can be minimized by appropriate nozzle selection, by orienting nozzles away from the air stream as much as possible, and by avoiding excessive spray boom pressure.
- Do not apply at wind speeds greater than 10 mph at the application site.
- Make applications when wind velocity favors on-target product deposition (approximately 3 to 10 mph).
- Apply as close to target plants as practical to obtain a good spray pattern for adequate coverage.

**For Aerial Applications:**

- Do not apply at heights greater than 10 feet (consistent with flight safety).
- The spray boom should be mounted on the aircraft so as to minimize drift caused by wing tip vortices.
- The minimum practical boom length should be used and must not exceed 75% of wing span or rotor diameter.

**For Ground Applications:**

- Do not apply at heights greater than 4 feet.

**For Airblast Applications:**

- Direct spray above foliage and turn off outward pointing nozzles at row ends and outer rows.

**WATER SOLUBLE PACKAGES**

The enclosed pouches, or packages, are water-soluble. **Do not** allow pouches to become wet prior to adding to the spray tank. **Do not** handle pouches with wet hands or wet gloves. **Do not** remove water-soluble pouches from overwrap except to add directly to the spray tank. Refer to the Table of Equivalents to calculate the number of packages to use. Always reseal overwrap bag to protect remaining unused pouches.

**PREPARATION OF SPRAY SOLUTION**

To prepare spray solution, drop the unopened packet(s) of ACEPHATE 90 WSP into a spray tank containing at least one-half of the total quantity of water required. Add remaining water directed toward the water-soluble pouch with the agitator running until the spray volume is reached. Do not add any liquid fertilizers, micronutrients or adjuvants to the spray solution until the ACEPHATE 90 WSP has completely dissolved. ACEPHATE 90 WSP should completely dissolve in approximately 15 minutes. Dissolution rate may be slowed by cold water, lack of agitation, or water containing high concentrations of boron or sulfur. Application of ACEPHATE 90 WSP to maintain control should be repeated only as directed.

**WATER SOLUBLE PACKAGING DIRECTIONS  
TABLE OF EQUIVALENTS**

AMOUNT OF ACEPHATE 90 WSP PER ACRE	ACRES TREATED BY A 5 LB PACKAGE (TWO 2.5 LB WATER-SOLUBLE POUCHES)	ACRES TREATED BY ONE 2.5 LB WATER-SOLUBLE POUCH
0.08 lb	62.5	31
2.5 oz	32	16
3.2 oz	25	12.5
3.25 oz	24.6	12.3
0.25 lb	20	10
0.28 lb	17.8	8.9
0.4 lb	12.5	6
0.5 lb	10	5
0.56 lb	8.9	4.5
0.8 lb	6.25	3.1

1.0 lb	5	2.5
1.1 lbs	4.5	2.3
2.2 lbs	2.3	1.1
2.75 lbs	1.8	0.9
3.4 lbs	0.7	0.4
4.3 lbs	1.2	0.6
5.5 lbs	1	0.5

**CROP USE DIRECTIONS**

**BEANS AND LIMA BEANS —Dry and Succulent Forms—**

PESTS CONTROLLED	AMOUNT OF ACEPHATE 90 WSP PER ACRE	APPLICATION INSTRUCTIONS	RESTRICTIONS	MINIMUM SPRAY INTERVAL (DAYS)	DAYS TO HARVEST
Fleahoppers Grasshoppers	0.28 to 0.56 lb. (4.4 to 8.9 oz.)	Apply when eggs or insects first appear. Use the higher rates for severe insect infestations.	Do not apply more than 2.2 lbs./A (2 lbs. ai/A) per crop cycle.	3 (for application rates at 8.9 oz or less)	14 (snap beans or dry beans)
Aphids (excluding, Black Bean Aphid) Bean Leaf Beetle Bean Leafroller Cabbage Looper Cutworms Green Cloverworm Leafhoppers Mexican Bean Beetle Plant bugs (Lygus) Soybean Looper Thrips Whitefly (Except Sweetpotato & Silverleaf Whitefly)	0.56 to 1.1 lb. (8.9 to 17.6 oz.)	<b>Ground Application:</b> Apply in 20 to 100 gallons per acre by conventional ground equipment to ensure thorough coverage of the target crop.  <b>Aerial Application:</b> Make applications of ACEPHATE 90 WSP Insecticide in a minimum of 2 gallons per acre. Use sufficient carrier volume to provide thorough, uniform coverage.	Do not feed treated vines to livestock.	7 (for application rates greater than 8.9 oz)	1 (lima beans, succulent form)
Armyworms (excluding Beet Armyworm) Corn Earworm European Corn Borer	0.83 to 1.1 lb. (13.3 to 17.6 oz.)				

**BRUSSELS SPROUTS & CAULIFLOWER**

PESTS CONTROLLED	AMOUNT OF ACEPHATE 90 WSP PER ACRE	APPLICATION INSTRUCTIONS	RESTRICTIONS	MINIMUM SPRAY INTERVAL (DAYS)	DAYS TO HARVEST
Green Peach Aphid	0.56 to 1.1 lb. (8.9 to 17.6 oz.)	Apply when eggs or insects first appear. Use the higher rates when heavy infestations of aphids are present. Repeat application as necessary to maintain control.  <b>Ground Application:</b> Apply in 25 to 150 gallons per acre	Do not apply more than 2.2 lbs./A (2 lbs. ai/A) per crop cycle.	3 (for application rates at 8.9 oz or less)  7 (for application rates greater than 8.9 oz)	14

		by conventional ground equipment to ensure thorough coverage of the target crop.  <b>Aerial Application:</b> Make applications of ACEPHATE 90 WSP Insecticide in a minimum of 5 gallons per acre. Use sufficient carrier volume to provide thorough, uniform coverage.	Do not feed trimmings to livestock or allow animals to graze in treated areas.		
Cabbage Looper Imported Cabbage Worm	1.1 lb. (17.6 oz.)	**This insect has demonstrated an ability to develop resistance to various classes of insecticides. Consult your local Agricultural Extension Service for current recommended control practices for this insect.			
Diamondback Moth Larvae**					

**CELERY**

PESTS CONTROLLED	AMOUNT OF ACEPHATE 90 WSP PER ACRE	APPLICATION INSTRUCTIONS	RESTRICTIONS	MINIMUM SPRAY INTERVAL (DAYS)	DAYS TO HARVEST
Green Peach Aphid	0.56 to 1.1 lb. (8.9 to 17.6 oz.)	Apply when eggs or insects first appear. Use the higher rates when heavy infestations of aphids are present. Repeat application as necessary to maintain control.	Do not apply more than 2.2 lbs./A (2 lbs. ai/A) per crop cycle.	3 (for application rates at 8.9 oz or less)	21
Cabbage Looper Fall Armyworms	1.1 lb. (17.6 oz.)	<b>Ground Application:</b> Apply in 50 to 100 gallons per acre by conventional ground equipment to ensure thorough coverage of the target crop.  <b>Aerial Application:</b> Make applications of ACEPHATE 90 WSP Insecticide in a minimum of 5 gallons per acre. Use sufficient carrier volume to provide thorough, uniform coverage.	All celery must be trimmed (tops removed) before shipment for use. Do not use trimmed tops for food or feed.	7 (for application rates greater than 8.9 oz)	

**COTTON**

**RESTRICTIONS APPLICABLE TO ALL USES ON COTTON:**

Do not use treated seed for food or feed purposes or process for oil.  
 Do not feed gin trash or treated forage to livestock.  
 Do not allow livestock to graze on treated areas.  
 Do not apply more than 4.44 lbs of ACEPHATE 90 WSP per acre (4.0 lbs a.i./A) per crop cycle. This includes all uses of acephate on cotton; i.e. in-furrow sprays, foliar applications, and seed treatment applications.  
 When applied by air, do not apply more than 1.1 lbs of ACEPHATE 90 WSP per acre (1 lb a.i./A) in California and Arizona. Do not apply more than 0.83 lb of ACEPHATE 90 WSP per acre (0.75 lb a.i./A) for all other areas of the United States.

**RESISTANCE-MANAGEMENT**

Cotton pest control programs, especially those for control of Silverleaf/Sweetpotato Whitefly populations, should employ a properly designed resistance-management strategy. Such resistance-management strategies include mixture or rotation of alternative classes of chemistry including organophosphates, carbamates, pyrethroids or insect growth regulators. Consult your state or area agricultural extension service for local resistance management strategies and advice on alternative insecticides.

**COTTON IN-FURROW TREATMENT**

PESTS CONTROLLED	AMOUNT ACEPHATE 90 WSP PER ACRE	APPLICATION INSTRUCTIONS	RESTRICTIONS
<p>Aphids* Thrips Black (Greasy) Cutworm (Except CA)</p> <p>* Excluding Cotton Aphids in AZ &amp; CA</p>	<p>0.56 to 1.1 lbs. (8.9 to 17.6 oz.)</p> <p>NOTE: for the Blacklands of Texas use 1.1 lbs/A (17.6 oz.) ACEPHATE 90 WSP</p>	<p>Apply ACEPHATE 90 WSP in 3 to 5 gals. of water per acre as an in-furrow spray at planting. Use flat-fan nozzles for this application, and align nozzles to ensure good spray deposition into the seed furrow. Cone type nozzles may not provide a spray pattern that ensures maximum spray deposition in the seed furrow, and should be avoided.</p> <p>Spray systems that employ metal or plastic tubing for delivery of spray solution into the seed furrow should have tubing securely fastened to the furrow opener and should be checked frequently to insure that the tubing is properly positioned to deposit spray solution into the seed furrow.</p> <p>ACEPHATE 90 WSP can be mixed with fungicides that are sprayed in-furrow for disease control.</p>	<p>Do not apply more than 4.4 lbs. of ACEPHATE 90 WSP per acre (4.0 lb A/A) per crop cycle. This includes all uses of ACEPHATE 90 WSP in commercial seed-treatment, in-furrow spray, and foliar applications.</p>

**COMMERCIALY TREATED COTTONSEED--FOR USE BY COMMERCIAL SEED TREATERS ONLY--**

PESTS CONTROLLED	AMOUNT ACEPHATE 90 WSP PER 100 LBS. COTTONSEED	EFFECTIVENESS OF ACEPHATE 90 WSP	APPLICATION INSTRUCTIONS	RESTRICTIONS
<p>Cotton Aphids Thrips</p>	<p>0.44 lb (7.1 oz.)</p> <p>[Use one 2.5 lb water soluble pouch for 570 lb. cotton seed]</p>	<p>ACEPHATE 90 WSP provides effective reduction of thrips and cotton aphids for up to three weeks after planting.</p>	<p>Apply ACEPHATE 90 WSP as a separate treatment using enough water to give adequate coverage of the seed. ACEPHATE 90 WSP dissolves in water within 15 minutes with a minimum of agitation.</p> <p>ACEPHATE 90 WSP can be mixed in the slurry tank with most of the fungicide seed treatments commonly used.</p> <p>Observe all precautions and limitations on labeling of all products used in mixtures</p>	<p>Do not apply more than 4.4 lbs. of ACEPHATE 90 WSP per acre (4.0 lb A/A) per crop cycle. This includes all uses of ACEPHATE 90 WSP in commercial seed-treatment, in-furrow spray, and foliar applications.</p> <p>Do not use treated seed for food or feed purposes or process for oil.</p> <p>This formulation does not contain a dye. Compliance with the Federal Seed Act and 21 CFR Chapter 1 Section 2.5 requires that all seeds treated with this product must be colored to distinguish from and prevent subsequent inadvertent use as food for man or feed for animals.</p> <p>Treated seeds must not be used for, or mixed with food for animal feed, or processed for oil. Seeds treated with ACEPHATE 90 WSP may be considered adulterated under state and federal laws if sold or shipped as food or feedstuffs. Seeds commercially treated with ACEPHATE 90 WSP must be labeled as follows: "TREATED SEED: DO NOT USE FOR FOOD, FEED OR OIL."</p>
<p>Black (Greasy) Cutworm</p>		<p>ACEPHATE 90 WSP provides reduction of Black (greasy) cutworm from planting through the 3<sup>rd</sup> to 4<sup>th</sup> leaf stage of development.</p> <p>When planting into fields where large cutworms are present, (5<sup>th</sup> instar and larger), economic damage may occur.</p>		

COTTON FOLIAR APPLICATION

PESTS CONTROLLED	AMOUNT ACEPHATE 90 WSP PER ACRE	APPLICATION INSTRUCTIONS	RESTRICTIONS	MINIMUM SPRAY INTERVAL (DAYS)	DAYS TO HARVEST
Thrips (including Western Flower Thrips)	3.2 oz	<b>Ground and air Application:</b> Apply in water at 3 to 10 gals. spray per acre by air (minimum 5 gals per acre in CA and AZ) or 10 to 25 gals. spray per acre by ground. Use sufficient carrier volume to provide thorough, uniform coverage.	<b>Aerial application:</b> Do not apply ACEPHATE 90 WSP at more than 1.1 lb/A (1.0 lb a.i./A) in CA and AZ and not more than 0.83 lb/A (0.75 lb a.i./A) in all other areas of the U.S.	3 (for application rates at 0.56 lb or less)	21
Plant Bugs (Lygus)	0.28 to 1.1 lbs	Apply when eggs or insects first appear. Repeat as necessary to maintain control.*		7 (for application rates greater than 0.56 lb)	
Fleahopper	0.28 lb	<b>Lygus</b> -- Use the higher rate for Lygus adults that have migrated into cotton.			
Cotton Aphid (excluding AZ and CA)	0.56 to 1.1 lbs	<b>Cotton Aphid</b> -- This insect may develop resistance to various classes of insecticides. Consult your local Agricultural Extension Service for current control recommendations.	Do not feed gin trash or treated forage to livestock.		
Whitefly (excluding Sweetpotato/Silver-leaf Whitefly)	0.56 to 1.1 lbs		Do not allow animals to graze on treated areas.		
Amyworms (excluding Beet Armyworm) Cabbage Looper	1.1 lbs.	<b>Amyworms &amp; Cabbage Looper</b> -- Apply when eggs first appear.	*Do not apply more than 4.4 lbs of ACEPHATE 90 WSP per acre (4.0 lb a.i./A) per crop cycle. This includes all uses of ACEPHATE 90 WSP in commercial seed-treatment, in-furrow spray, and foliar applications.		
Bollworm Tobacco Budworm Adults Larvae Eggs (DEADHATCH®)	0.56 to 1.1 lbs (East of Rockies) 1.1 lbs (CA & AZ)	<b>Bollworm and Tobacco Budworm</b> -- Early season light infestation use 0.56 lb per acre. Mid and late season moderate to severe infestations use 0.83 to 1.1 lbs per acre for moderate to severe infestations. Apply when eggs first appear. Moths of budworm larvae are controlled when they come in direct contact with spray particles during application. Moth kill is most likely to occur when application is made late in the evenings during periods of peak activity.			
Cutworms Stinkbugs	0.83 lb				
Pink Bollworm (AZ & CA)	1.1 lbs	<b>DEADHATCH®:</b> Control of emerging larvae by consumption of treated egg casings. <b>Pink Bollworm</b> -- Apply when insects first appear. <b>Cutworms</b> -- Ground application is recommended. Aerial applications are less effective, but may be used. Apply in water at 3 to 10 gals. spray per acre by air (minimum 5 gals per acre in CA and AZ) or 10 to 25 gals. spray per acre by ground. Control is most effective when ground application is made in the evenings and sprays are directed toward the base and lower portion of plant. Apply when insects first appear or damage is first noted and repeat application as necessary to maintain control.*			

**COTTON TANK MIXES**

**GENERAL USE PRECAUTIONS:**

Do not use treated seed for food or feed purposes or process for oil.  
 Do not feed gin trash or treated forage to livestock.  
 Do not allow livestock to graze on treated acres.  
 Do not apply more than 4.44 lbs of Acephate 90 WSP per acre (4.0 lbs a.i./A) per crop cycle. This includes all uses of acephate on cotton; i.e. in-furrow sprays, foliar applications, and seed treatment applications.  
 When applied by air, do not apply more than 1.1 lbs of ACEPHATE 90 WSP per acre (1 lb a.i./A) in California and Arizona. Do not apply more than 0.83 lb of ACEPHATE 90 WSP per acre (0.75 lb a.i./A) for all other areas of the United States.

Always read and follow all label directions when using any pesticide alone or in tank mix combinations. Observe all restrictions and precautions that appear on all product labels. The most restrictive labeling applies when using a tank mix.

**RESISTANCE MANAGEMENT**

Cotton pest control programs, especially those for control of Sweetpotato/Silverleaf Whitefly populations, should employ a properly designed resistance management strategy. Such resistance management strategies include mixture or rotation of alternative classes of chemistry including organophosphates, carbamates, pyrethroids or insect growth regulators. Consult your state or area agricultural extension service for local resistance management strategies and advice on alternative insecticides.

PESTS CONTROLLED	AMOUNT ACEPHATE 90 WSP + CHLORPYRIFOS 4E PER ACRE	APPLICATION INSTRUCTIONS	RESTRICTIONS	MINIMUM SPRAY INTERVAL (DAYS)	DAYS TO HARVEST
Armyworms (excluding Beet Armyworm) Bollworms Cabbage Looper Cotton Aphid Cutworms** Fleahopper Grasshoppers Pink Bollworm Plant Bugs (Lygus, Mirids) Salt Marsh Caterpillar Thrips Tobacco Budworm Whitefly (excluding Sweetpotato/Silverleaf Whitefly)	0.28 to 1.1 lbs (4.4 to 17.6 oz) ACEPHATE 90 WSP + 1 to 2 pts CHLORPYRIFOS 4E	<p>Apply when insects first appear or when damage is first noted and repeat application as necessary to maintain control. *</p> <p>Observe all applicable directions, restrictions and precautions on the EPA registered label for CHLORPYRIFOS 4 E.</p> <p><b>By Ground:</b> Ground application is recommended. Apply in 10 to 25 gals. of spray per acre. Control is most effective when ground application is made in the evenings and sprays are directed toward the base and lower portion of plant.</p> <p><b>By Air:</b> Aerial applications are less effective, but may be used. Apply in 3 to 10 gals. spray per acre (minimum 5 gals spray per acre in CA).</p> <p><b>**Cutworms:</b> Use 0.83 lb per acre of ACEPHATE 90 WSP.</p>	<p><b>Aerial application: Do not apply ACEPHATE 90 WSP at more than 1.1 lb/A (1.0 lb AI/A) in CA and AZ and not more than 0.83 lb/A (0.75 lb AI/A) in other areas of the U.S.</b></p> <p>Do not feed gin trash or treated forage to livestock.</p> <p>Do not allow livestock to graze on treated areas.</p> <p>* Do not apply more than 4.4 lbs of ACEPHATE 90 WSP per acre (4.0 lb a.i./A) per crop cycle. This includes all uses of ACEPHATE 90 WSP in commercial seed-treatment, in-furrow spray, and foliar applications.</p>	3 (for application rates at 0.56 lb. or less)  7 (for application rates greater than 0.56 lb.)	21
Sweetpotato/Silverleaf Whitefly	0.56 to 1.1 lb (8.9 to 17.6 oz) ACEPHATE 90 WSP + 10 2/3 to 16 fl oz DANITOL® 2.4 EC	<p>Apply when insects first appear or when damage is first noted. Repeat applications may be needed to maintain control. *</p> <p>Apply in water at 3 to 10 gals. spray per acre by air (minimum 5 gals per acre in CA) or 10 to 25 gals. spray per acre by ground.</p> <p>Observe all applicable directions, restrictions and precautions on the EPA registered label for DANITOL® 2.4 EC Spray.</p>			

**COTTON TANK MIXES WITH PYRETHROIDS**

**GENERAL USE PRECAUTIONS:**

Do not use treated seed for food or feed purposes or process for oil.  
 Do not feed gin trash or treated forage to livestock.  
 Do not allow livestock to graze on treated acres.  
 Do not apply more than 4.44 lbs of Acephate 90 WSP per acre (4.0 lbs a.i./A) per crop cycle. This includes all uses of acephate on cotton; i.e. in-furrow sprays, foliar applications, and seed treatment applications.  
 When applied by air, do not apply more than 1.1 lbs of ACEPHATE 90 WSP per acre (1 lb a.i./A) in California and Arizona. Do not apply more than 0.83 lb of ACEPHATE 90 WSP per acre (0.75 lb a.i./A) for all other areas of the United States.

Synthetic Pyrethroids should be used within the guidelines of state and/or regional resistance management programs and recommendations. Always read and follow all label directions when using any pesticide alone or in tank mix combinations. Observe all restrictions and precautions that appear on all product labels. The most restrictive labeling applies when using a tank mix.

**RESISTANCE-MANAGEMENT**

Cotton pest control programs, especially those for control of Sweetpotato/Silverleaf Whitefly populations, should employ a properly designed resistance management strategy. Such resistance management strategies include mixture or rotation of alternative classes of chemistry including organophosphates, carbamates, pyrethroids or insect growth regulators. Consult your state or area agricultural extension service for local resistance management strategies and advice on alternative insecticides.

PESTS CONTROLLED	ACEPHATE 90 WSP AND TANK MIX PARTNER	AMOUNT OF ACEPHATE 90 WSP + TANK MIX PARTNER PER ACRE	APPLICATION INSTRUCTIONS	RESTRICTIONS	MINIMUM SPRAY INTERVAL (DAYS)	DAYS TO HARVEST
Aphids Bollworm Cabbage Looper Cotton Leaf Perforator Cutworms** Fall Armyworm Fleahoppers Pink Bollworm (AZ & CA) Plantbugs Stinkbugs** Sweetpotato/Silverleaf Whitefly Thrips Tobacco Budworm Whitefly	ACEPHATE 90 WSP + one of the following:	0.56 to 1.1 lbs per acre + one of the following:	Begin applications when eggs or insects appear and repeat application as needed to maintain control. *	<b>Aerial application: Do not apply ACEPHATE 90 WSP at more than 1.1 lb/A (1.0 lb a.i./A) in CA and AZ and not more than 0.83 lb/A (0.75 lb a.i./A) in other areas of the U.S.</b>  Do not feed gin trash or treated forage to livestock.  Do not allow livestock to graze on treated areas.  * Do not apply more than 4.4 lbs. (4.0 lb A/A) of ACEPHATE 90 WSP per acre per crop cycle. This includes all uses of ACEPHATE 90 WSP in commercial seed-treatment, in-furrow spray, and foliar applications.	3 (for application rates at 0.56 lb or less)  7 (for application rates greater than 0.56 lb)	21  For use with SCOUT X-TRA, allow at least 28 days to elapse between final application and harvest.
	Cypermethrin 2.5 EC	Refer to the Cypermethrin 2.5 EC approved label for use instructions.	<b>By Ground:</b> Ground application is recommended. Control is most effective when ground applications are made in the evenings and sprays are directed toward the base and lower portion of plant. Apply in water at 10 to 25 gals. spray per acre by ground.			
	ASANA® XL	Refer to the ASANA® XL approved label for use instructions.	<b>By Air:</b> Aerial applications are less effective, but may be used. Apply in water at 3 to 5 gals. spray per acre by air (minimum 5 gals per acre in CA).			
	BAYTHROID® 2 EC	Refer to the BAYTHROID® 2 EC approved label for use instructions.	<b>** Stinkbugs and Cutworms:</b> Use 0.83 lb per acre of ACEPHATE 90 WSP.			
	Bifenthrin 2 EC	Refer to the Bifenthrin 2 EC approved label for use instructions.				
	Lambda-Cyhalothrin 1 EC (Except CA)	Refer to the Lambda-Cyhalothrin 1 EC approved label for use instructions.				
	SCOUT® X-TRA (Except CA)	Refer to the SCOUT® X-TRA approved label for use instructions.				

**CRANBERRY**

**Ground Application:** Apply with conventional ground equipment in sufficient water to ensure thorough coverage of the target crop.

**Aerial Application:** Make aerial applications in a minimum of 2 gallons per acre. Use sufficient carrier volume to provide thorough, uniform coverage.

**Chemigation Application:** This product may only be applied through sprinkler irrigation systems including center pivot, lateral move, end tow, side (wheel) roll, travelers, big gun, solid set, or hand move. Do not apply this product through any other type of irrigation system. Constant agitation must be maintained in the chemical supply tank during the entire period of insecticide application. Inject the product with a positive displacement pump into the main line ahead of a right turn to ensure adequate mixing. Application of more than label-recommended quantities of irrigation water per acre may result in decreased product performance by removing the chemical from the zone of effectiveness. Crop injury, lack of effectiveness, or illegal pesticide residues in the crop may result from non-uniform distribution of treated water.

**GENERAL PRECAUTIONS FOR APPLICATIONS THROUGH CHEMIGATION SYSTEMS**

**Do not connect an irrigation system (including greenhouse systems) used for pesticide application to a public water system unless the label-prescribed safety devices for public water systems are in place.**

- A person knowledgeable of the chemigation system and responsible for its operation, or under the supervision of the responsible person, shall shut the system down and make necessary adjustments should the need arise.
- The system must contain a functional check valve, vacuum relief valve, and low pressure drain appropriately located on the irrigation pipeline to prevent water source contamination from backflow.
- The pesticide injection pipeline must contain a functional, automatic, quick-closing check valve to prevent the flow of fluid back toward the injection pump.
- The pesticide injection pipeline must also contain a functional, normally closed solenoid-operated valve located on the intake side of the injection pump and connected to the system interlock to prevent fluid from being withdrawn from the supply tank when the irrigation system is either automatically or manually shut down.
- The system must contain functional interlocking controls to automatically shut off the pesticide injection pump when the water pump motor stops.
- The irrigation line or water pump must include a functional pressure switch, which will stop the water pump motor when the water pressure decreases to the point where pesticide distribution is adversely affected.
- Systems must use a metering pump, such as a positive displacement injection pump (e.g., diaphragm pump) effectively designed and constructed of materials that are compatible with pesticides and capable of being fitted with a system interlock.
- Do not apply when wind speed favors drift beyond the area intended for treatment.
- If you have questions about calibration, you should contact State Extension Service specialists, equipment manufacturers, or other experts.
- **Solid Set System:** Apply specified dosage for the entire length of the irrigation period or for a 30 to 60 minute period at the end of a regular irrigation set or as a 30 to 60 minute injection as a separate application not associated with a regular irrigation. Allow time for all lines to flush the pesticide through all nozzles before turning off irrigation water. To ensure the lines are flushed and free of remaining pesticide, a dye indicator may be injected into the lines to mark the end of the application period. See Note below.
- **Center Pivot Systems:** Inject the specified dosage per acre continuously for one complete revolution of the system. See Note below

**NOTE:** Constant agitation must be maintained in the chemical supply tank during the entire period of insecticide application. Inject the product with a positive displacement pump into the main line ahead of a right turn to ensure adequate mixing.

Application of more than label-recommended quantities of irrigation water per acre may result in decreased product performance by removing the chemical from the zone of effectiveness.

PESTS CONTROLLED	AMOUNT OF ACEPHATE 90 WSP PER ACRE	APPLICATION INSTRUCTIONS	RESTRICTIONS	MINIMUM SPRAY INTERVAL (DAYS)	DAYS TO HARVEST
Cranberry Blossomworm Cranberry Cutworm Gypsy Moth False Armyworm Fireworms Spanworms Sparganothis	1.1 lbs (17.6 oz)	Apply in water by air, ground or with sprinklers when insects first appear. Use a minimum of 2 gal. spray per acre by air. Use a sufficient amount of water to give thorough coverage with ground or sprinkler equipment.	Limit to one application per growing season. Do not apply more than 1.1 lbs/A (1.0 lb a.i./A) per season.  Do not apply from start of bloom until all berries set.	7	90



HEAD LETTUCE—Crisphead Type Only—

PESTS CONTROLLED	AMOUNT OF ACEPHATE 90 WSP PER ACRE	APPLICATION INSTRUCTIONS	RESTRICTIONS	MINIMUM SPRAY INTERVAL (DAYS)	DAYS TO HARVEST
Aster Leafhopper Green Peach Aphid	0.56 to 1.1 lbs (8.9 to 17.6 oz)	<b>Ground Application:</b> Apply in 10 to 60 gallons per acre by conventional ground equipment to ensure thorough coverage of the target crop. <b>Aerial Application:</b> Make aerial applications in minimum of 5 gallons per acre. Use sufficient carrier volume to provide thorough, uniform coverage.	* Do not apply more than 2.2 lbs/A (2 lbs a.i./A) per crop cycle.  Do not feed trimmings to livestock or allow animals to graze on treated areas.	3 (for application rates at 8.9 oz or less)  7 (for application rates greater than 8.9 oz)	21
Armyworm (excluding Beet Armyworm) Cabbage Looper	1.1 lbs (17.6 oz)	Repeat application as necessary to maintain control.*	For use on spring, Summer, and early fall crops in all areas; winter crops in Florida and Texas; late fall crops in Arizona; and winter crops in Arizona and California.  Do not apply after first head begins to form in crops which germinate from mid-September through November in desert areas of AZ & CA.		

NON-BEARING CITRUS

PESTS CONTROLLED	AMOUNT OF ACEPHATE 90 WSP PER ACRE	APPLICATION INSTRUCTIONS	RESTRICTIONS	MINIMUM SPRAY INTERVAL (DAYS)	DAYS TO HARVEST
Aphids Grasshoppers Katydid Mealybugs Orangedog Plant bugs Thrips Whiteflies (except Sweetpotato & Silverleaf Whitefly)	0.56 lb (8.9 oz)	Apply when eggs or insects first appear. Apply as necessary to maintain control. Use the high rate when a heavy infestation is present.  <b>Ground Application:</b> Apply in 100 to 200 gallons per acre by conventional ground equipment to ensure thorough coverage of the target crop.  Spray individual juvenile or non-bearing trees for coverage with total application not to exceed specified rate in lbs. per acre. Length of residual activity will depend upon spray coverage and the amount of moisture following application.	Do not graze livestock in treated areas.	7	365
Citrus Blackfly	0.56 to 0.83 lb (8.9 to 13.3 oz)				
Ants (excluding fire, harvester, carpenter, and pharaoh)	0.83 lb (13.3 oz)				

PEANUTS

PESTS CONTROLLED	AMOUNT OF ACEPHATE 90 WSP PER ACRE	APPLICATION INSTRUCTIONS	RESTRICTIONS	MINIMUM SPRAY INTERVAL (DAYS)	DAYS TO HARVEST
Grasshoppers	0.28 to 0.56 lb (4.4 to 8.9 oz)	Apply when eggs or insects first appear. Repeat application as necessary to maintain control.*  <b>Ground Application:</b> Apply in 10 to 50 gallons per acre by conventional ground equipment to ensure thorough coverage. <b>Aerial Application:</b> Make aerial applications in 5 to 10 gallons per acre. Use sufficient carrier volume to provide thorough, uniform coverage.	* Do not apply more than 4.4 lbs/A (4 lbs a.i./A) per crop cycle. This includes all uses of ACEPHATE 90 WSP on peanuts as a foliar spray in addition to the peanut planter box seed treatment use.  Do not feed treated forage or hay to livestock or allow animals to graze on treated areas.	3 (for application rates at 0.56 lb or less)  7 (for application rates greater than 0.56 lb)	14 (from final application to digging or lifting of peanuts)
Thrips	0.42 to 0.83 lb (6.7 to 13.3 oz)	ACEPHATE 90 WSP can be tank-mixed with registered at-cracking and early post-emergence peanut herbicides, as long as the labels of those products do not prohibit tank mixes. The most restrictive of label limitations and precautions must be observed. Do not exceed any of the label dosage rates.			
Com Earworm Fall Armyworm Leafhoppers Loopers Velvetbean Caterpillar	0.83 to 1.1 lbs (13.3 to 17.6 oz)	The physical compatibility can be tested by pouring the recommended proportions of each chemical with the same proportion of water as will be present in the chemical supply tank into a suitable container. Mix thoroughly and allow to stand for five minutes. If the combination remains mixed, or can be remixed readily, the mixture is considered physically compatible. If included, add wettable powder or dry flowable formulations and disperse these first, then add liquid pesticides. If any separation is observed and it cannot be readily remixed, the combination should not be used. Tank mixes should be agitated continuously and should be applied as soon as prepared. Do not allow combinations to remain in the chemical supply tank or irrigation lines for prolonged periods.			

PEPPERMINT AND SPEARMINT

PESTS CONTROLLED	AMOUNT OF ACEPHATE 90 WSP PER ACRE	APPLICATION INSTRUCTIONS	RESTRICTIONS	MINIMUM SPRAY INTERVAL (DAYS)	DAYS TO HARVEST
Alfalfa Looper Aphids Cutworms	1.1 lb (17.6 oz)	Apply when eggs or insects first appear. Make one repeat application, if necessary, to maintain control.  <b>Ground Application:</b> Apply in 20 to 100 gallons per acre by conventional ground equipment to ensure thorough coverage of the target crop. <b>Aerial Application:</b> Make aerial applications in minimum of 5 to 10 gallons per acre. Use sufficient carrier volume to provide thorough, uniform coverage.	Do not apply more than 2.2 lbs/A (2 lbs a.i./A) per crop cycle  Do not graze treated areas.  Do not use spent hay for feed for dairy animals.	7	14
Strawberry Root Weevil Adult Black Vine Weevil Adult	1.1 lb (17.6 oz)	<b>Ground Application:</b> Apply in 40 to 100 gallons per acre by conventional ground equipment to ensure thorough coverage of the target crop. Good spray coverage and canopy spray penetration is critical for control. Increase spray volume and pressure with tall or dense mint canopy. Apply after adult emergence is complete but prior to egg laying. Apply at dusk or during the night on a warm still evening. A second application may be necessary to reduce heavy infestations.	Do not apply more than 2.2 lbs/A (2 lbs a.i./A) per crop cycle  Do not graze treated areas.  Do not use spent hay for feed for dairy animals.	10	14

BELL PEPPERS

PESTS CONTROLLED	AMOUNT OF ACEPHATE 90 WSP PER ACRE	APPLICATION INSTRUCTIONS	RESTRICTIONS	MINIMUM SPRAY INTERVAL (DAYS)	DAYS TO HARVEST
Grasshoppers	0.28 to 0.56 lb. (4.4 to 8.9 oz.)	Apply when eggs or insects first appear. Repeat as necessary to maintain insect-pest populations below economically damaging numbers.*	* Do not apply more than 2.2 lbs/A (2 lbs a.i./A) per crop cycle.	7	7
Cabbage Looper Green Peach Aphid Tobacco Hornworm	0.56 to 1.1 lb. (8.9 to 17.6 oz.)	<b>Ground Application:</b> Apply in 25 to 150 gallons per acre by conventional ground equipment to ensure thorough coverage.  <b>Aerial Application:</b> Make aerial applications in minimum of 3 gallons per acre (minimum of 5 gal/A in CA). Use sufficient carrier volume to provide thorough, uniform coverage.			

NON-BELL PEPPERS (For use only in Midwestern states, Eastern states, and Puerto Rico)

PESTS CONTROLLED	AMOUNT OF ACEPHATE 90 WSP PER ACRE	APPLICATION INSTRUCTIONS	RESTRICTIONS	MINIMUM SPRAY INTERVAL (DAYS)	DAYS TO HARVEST
Aphids	0.56 lb. (8.9 oz.)	<b>Ground Application:</b> Apply in 40 to 150 gallons per acre by conventional ground equipment to ensure thorough coverage.  Repeat at 7 to 10 day spray intervals as necessary.*	* Do not apply more than 1.1 lb/A (1.0 lb a.i./A) per crop cycle.	7	7

SOYBEANS

PESTS CONTROLLED	AMOUNT OF ACEPHATE 90 WSP PER ACRE	APPLICATION INSTRUCTIONS	RESTRICTIONS	MINIMUM SPRAY INTERVAL (DAYS)	PREHARVEST INTERVAL, DAYS (PHI)
Grasshopper Thrips	0.28 to 0.56 lb. (4.4 to 8.9 oz.)	<p>Apply when eggs or insects first appear. Repeat as necessary to maintain insect-pest populations below economically damaging numbers.*</p> <p><b>Ground Application:</b> Apply in 10 to 50 gallons per acre by conventional ground equipment to ensure thorough coverage.</p> <p><b>Aerial Application:</b> Make aerial applications in 5 to 10 gallons per acre (minimum of 5 gal./A in CA). Use sufficient carrier volume to provide thorough, uniform coverage.</p>	<p>* Do not apply more than 1.67 lbs./A (1.5 lbs. a.i./A) per crop cycle.</p> <p>Do not graze or cut vines for hay or forage.</p>	<p>3 (for application rates at 8.9 oz. or less)</p> <p>7 (for application rates greater than 8.9 oz.)</p>	14
Potato Leafhopper Stinkbugs	0.56 to 1.1 lbs. (8.9 to 17.6 oz.)				
Armyworms (except Beet) Bean Leaf Beetle Cabbage Looper Green Cloverworm Mexican Bean Beetle Soybean Aphid Threecornered Alfalfa Hopper Velvetbean Caterpillar	0.83 to 1.1 lbs. (13.3 to 17.6 oz.)				

TOBACCO

TOBACCO TRANSPLANT WATER APPLICATION

PESTS CONTROLLED	AMOUNT OF ACEPHATE 90 WSP PER ACRE	APPLICATION INSTRUCTIONS	RESTRICTIONS
Cutworms Flea Beetle Green Peach Aphid Potato Tuberworm Tobacco Aphid Tobacco Thrips	0.83 lb. (13.3 oz.)	<p>ACEPHATE 90 WSP provides control of early season insect pressures for approximately 3 to 4 weeks after transplanting. For later season control of these insects, apply a foliar spray of ACEPHATE 90 WSP.</p> <p>Apply in a minimum of 100 gals. of transplant water per acre. ACEPHATE 90 WSP can be pre-mixed in water to form a slurry solution prior to adding to the transplant water tank.</p> <p>Make transplant water applications using mechanical transplant equipment only to ensure that the insecticide/water mix is applied directly to the soil along with the transplanted plants.</p>	<p>Do not apply more than 4.4 lbs./A (4 lbs. ai/A) per crop cycle. This includes all uses of ACEPHATE 90 WSP including transplant water, plant bed, soil, foliar and float bed.</p> <p>Do not apply more than 0.83 lb. ACEPHATE 90 WSP per acre as a transplant water application as some phytotoxicity may occur.</p>

TOBACCO FOLIAR APPLICATION

PESTS CONTROLLED	AMOUNT OF ACEPHATE 90 WSP PER ACRE	APPLICATION INSTRUCTIONS	RESTRICTIONS	MINIMUM SPRAY INTERVAL (DAYS)	DAYS TO HARVEST
Grasshoppers	0.28 to 0.56 lb. (4.4 to 8.9 oz.)	<p><b>Ground Application:</b> Apply in 10 to 50 gallons per acre by conventional ground equipment to ensure thorough coverage.</p> <p><b>Aerial Application:</b> Make aerial applications in minimum of 3 gallons per acre. Use sufficient carrier volume to provide thorough, uniform coverage.</p>	<p>Do not apply more than 4.4 lbs./A (4 lbs. ai/A) per crop cycle. This includes all uses of ACEPHATE 90 WSP including transplant water, plant bed, soil, foliar and float bed.</p>	<p>3 (for application rates at 8.9 oz. or less)</p> <p>7 (for application rates greater than 8.9 oz.)</p>	3
Green Peach Aphid Flea Beetle Tobacco Hornworm Tobacco Thrips	0.56 lb. (8.9 oz.)				
Stink bugs Tobacco Aphid Vegetable Weevils	0.56 to 0.83 lb. (8.9 to 13.2 oz.)				
Budworm Cabbage Looper Cutworm Japanese Beetle	0.83 lb. (13.2 oz.)				

**TOBACCO PLANT BED APPLICATION**

PESTS CONTROLLED	APPLICATION INSTRUCTIONS	RESTRICTIONS
Cutworm Flea Beetle Green Peach Aphid Tobacco Aphid	Apply to foliage at the equivalent of 0.83 lbs/A (0.75 lb a.i./A) Acephate 90 WSP in 3 gallons of water for every 3,000 square feet of bed. Apply evenly to ensure thorough coverage.	Do not apply more than 4.4 lbs/A (4 lbs a.i./A) per crop cycle. This includes all uses of ACEPHATE 90 WSP including transplant water, plant bed, soil, foliar and float bed.

**NON-CROP AREAS**

**FIELD BORDERS, FENCEROWS, ROADSIDES, DITCHBANKS, AND BORROW PITS**

PESTS CONTROLLED	AMOUNT OF ACEPHATE 90 WSP PER ACRE	APPLICATION INSTRUCTIONS	RESTRICTIONS
Grasshoppers	0.28 lb. (4.4oz.)	<p><b>Ground Application:</b> Apply in 10 to 20 gallons per acre by conventional ground equipment to ensure thorough coverage.</p> <p><b>Aerial Application:</b> Make aerial applications in minimum of 1 to 5 gallons per acre (minimum 5 gallons/A in CA). Use sufficient carrier volume to provide thorough, uniform coverage.</p> <p>Make applications early to mid-season.</p> <p>Use the higher volumes when spraying dense foliage.</p> <p>An approved drift retardant may be added to aid in controlling drift and reducing evaporation of aerial sprays.</p>	Do not graze livestock or feed vegetation cut from treated areas to livestock.

**WASTELAND**

PESTS CONTROLLED	AMOUNT OF ACEPHATE 90 WSP PER ACRE	APPLICATION INSTRUCTIONS	RESTRICTIONS
Black Grass Bugs Grasshoppers Mormon Crickets	0.11 to 0.14 lb. (1.7 oz. to 2.2 oz.)	<p><b>Ground Application:</b> Apply in 10 to 20 gallons per acre by conventional ground equipment to ensure thorough coverage.</p> <p><b>Aerial Application:</b> Make aerial applications in minimum of ½ gallon per acre (minimum 5 gallons/acre in CA). Use sufficient carrier volume to provide thorough, uniform coverage.</p> <p>Use the higher volumes when spraying dense foliage</p> <p>An approved drift retardant may be added to aid in controlling drift and reducing evaporation of aerial sprays.</p>	<p>Do not make more than one application per season.</p> <p>Do not graze livestock or feed vegetation cut from treated areas to livestock.</p>

**SPECIALTY USES**

**CROP TOLERANCE**

ACEPHATE 90 WSP Insecticide is generally not phytotoxic to most greenhouse or field grown plants or turf. However, it is impossible to test all plant varieties and cultural conditions. Before treating large plantings, apply to a representative group of plants and observe for two weeks to assure that a particular variety, grow under current conditions is not sensitive to ACEPHATE 90 WSP. Use on turfgrass is limited to sod farms and golf courses, except when applying by mound or spot treatment for fire ant and harvester ant control.

The following have been found to be sensitive to ACEPHATE 90 WSP:

**Trees:** Balm of Gilead, Cottonwood, Lombardy Poplar or Viburnum suspensum and Crabapple varieties, Ichonoski, Malusfloribunda, Pink Perfection, Red Wine and Snow Cloud.

**Plants:** Bletchum gibbum, Cissus antarctica, Ficus triangularis, Fittonia verschaffeltii, Maranta leuconeura kerchovena, Pachystachya lutea, Plecfranthus australis, Polypodium aureus, Polystichum, Pteris ensiformis, Tolmiea menziesii.

**Chrysanthemum Varieties:** Albatross, Bonnie Jean, Dixie, Garland, Gem, Iceberg, Pride, Showoff, Statesman, Tally Ho, Westward Ho and Wild Honey. Application to chrysanthemums and roses with open flowers will cause injury to the flowers.

Application to Huckleberry, Balm of Gilead, Cottonwood, Lombardy Poplar and Viburnum suspensum may cause injury to the plants.

Nursery crops. Before treating large plantings, spray only a few plants and observe two weeks for phytotoxicity.

**TABLE OF EQUIVALENTS FOR 0.28 LB POUCH**

RATE OF ACEPHATE 90 WSP PER 100 GALS. WATER	NUMBER OF 0.28 LB. POUCHES PER 100 GAL OF WATER
0.28 lb. (4.4 oz.)	1
0.56 (8.9 oz.)	2
0.83. (13.3 oz.)	3
1.1 lbs. (17.7 oz.)	4

RATES OF ACEPHATE 90 WSP		TREATMENT AREA PER 0.28 LB POUCH	
LB. PER ACRE	OZ. PER 1,000 SQ. FT.	ACRES	SQ. FT.
1.1	0.4	0.255	11,115
2.3	0.8	0.127	5,515
3.2	1.2	0.085	3,676
3.4	1.3	0.076	3,384
4.3	1.6	0.068	2,756
5.5	2.0	0.051	2,206

**CONTAINER GROWN ORNAMENTAL NURSERY STOCK**

PLANTS	PESTS CONTROLLED	AMOUNT ACEPHATE 90 WSP PER 100 GALS.	APPLICATION TIMING	APPLICATION INSTRUCTIONS
Arborvitae Azalea Camellia Rhododendron Roses Viburnum Yew	Black Vine Weevil Strawberry Root Weevil	0.83 lb (13.3 oz)	Application should be made by mid-September for greenhouse stock and by mid-October for outdoor stock. Consult your local county extension agent for information on the identification and control of root weevils on ornamentals.	Apply the specified amount ACEPHATE 90 WSP Spray per 100 gals. of solution so as to thoroughly drench the root system. Make repeat applications at 3 day intervals for application rates at 8.9 oz. or less and at 7 day intervals for application rates greater than 8.9 oz. Do not apply more than 0.83 lb./acre (0.75 lb. a.i./A).
	Ants (excluding fire, harvester, carpenter, and pharaoh)		Apply as needed to control the pest.	

**ORNAMENTAL TREES AND SHRUBS**

PLANTS	PESTS CONTROLLED	AMOUNT ACEPHATE 90 WSP PER 100 GALS.	APPLICATION TIMING	APPLICATION INSTRUCTIONS
Trees and Shrubs (except Flowering Crabapple, and Douglas Fir, see below)	Aphids Bagworms Birch Leafminer Tent Caterpillar* Lace Bugs Leafrollers	0.28 lb (4.4 oz)	As the insects begin to appear. Make repeat applications at 3 day intervals for application rates at 8.9 oz. or less and at 7 day intervals for application rates greater than 8.9 oz.	Apply the specified amount of ACEPHATE 90 WSP in 100 gals. water with a hydraulic sprayer. The addition of a suitable sticker improves control of Gypsy Moth larvae.
	Douglas Fir Tussock Moth Larvae Gypsy Moth Larvae* Webworms	0.56 lb (8.9 oz)	As the insects begin to appear. Make repeat applications at 3 day intervals for application rates at 8.9 oz. or less and at 7 day intervals for application rates greater than 8.9 oz.	Application to Huckleberry, Balm of Gilead, Cottonwood, Lombardy Poplar and Viburnum suspensum may cause injury to the plants.  Nursery crops: Before treating large plantings, spray only a few plants and observe two weeks for phytotoxicity.
	Scales (Crawlers)		As crawlers begin to appear. Repeat applications, at a 2-week or more interval, may be necessary where there is continuous crawler infestation.	*Use a mist blower application. Adjust rates to 1.1 lbs per 100 gals. water for Gypsy Moth control and 0.83 lb per 100 gals. water for Tent Caterpillar control.

ORNAMENTAL TREES AND SHRUBS (CONTINUED)

PLANTS	PESTS CONTROLLED	AMOUNT ACEPHATE 90 WSP PER 100 GALS.	APPLICATION TIMING	APPLICATION INSTRUCTIONS
Trees and Shrubs (except Flowering Crabapple, and Douglas Fir, see below)	Ponderosa Pine Needle Miner	0.56 lb (8.9 oz)	Time of application is important. Consult your Farm Advisor or County Extension Agent.	Apply the specified amount of ACEPHATE 90WSP in 100 gals. Water with a hydraulic sprayer to ensure a full coverage spray.
	Grasshoppers		As the grasshoppers begin to appear.	
	California Oakworm Cankerworms (Spring and Fall)	0.28 to 0.56 lb (4.4 to 89 oz)	As the insects begin to appear. Use the higher amount when the larger larvae are present.	Except where noted, make repeat applications at 3 day intervals for application rates at 8.9 oz. or less and at 7 day intervals for application rates greater than 8.9 oz.  For all listed ornamental trees and shrubs, application rates must not exceed 1.1 lbs/acre (1.0 lb a.i./A) ACEPHATE 90 WSP per 100 gal.
	Nantucket Pine Tip Moth Larvae		Time of application is important. Consult your Farm Advisor or County Extension Agent. Repeat applications will be required for subsequent generations.	
	Root Weevil Adults		Apply when first feeding damage occurs. Repeat applications at four week intervals until the first heavy frost may be necessary for complete foliage protection.	
	Box Elder Bugs Sawflies Budworms Leafhoppers	1.1 lbs (17.6 oz)	As the insects begin to appear.	
	Japanese Beetle		As the Japanese Beetles begin to appear. Repeat applications at 2 week intervals may be necessary.	
Elm Leaf Beetle (larvae)	As the larvae begin to appear. ACEPHATE 90 WSP will not prevent Elm Leaf Beetle eggs from hatching.			



**ORNAMENTAL TREES AND SHRUBS (CONTINUED)**

PLANTS	PESTS CONTROLLED	AMOUNT ACEPHATE 90 WSP PER 100 GALS.	APPLICATION TIMING	APPLICATION INSTRUCTIONS
Douglas Fir Christmas Trees	Douglas Fir Needle Midge	0.56 lb (8.9 oz) (equivalent to 0.56 lb per acre)	Application should be made no more than 2 weeks prior to bud burst. For additional pest management information, consult your County Extension Service.	Apply the specified amount of ACEPHATE 90 WSP in not less than 2 gals. of spray per acre by air or in 100 gals. of spray per acre by ground. Do not make more than one application per season.
Flowering Crabapples	Aphids Tent Caterpillars Leafrollers	0.28 lb (4.4 oz)	As the insects begin to appear.	Apply the specified amount of ACEPHATE 90 WSP in 100 gals. water with a hydraulic sprayer. Do not apply more than 3 times in a growing season at 4 week intervals. Caution: Phytotoxicity has occurred on the following Crabapple varieties: Hops, Ichonoski, Malusfloribunda, Pink Perfection, Red Wine and Snow Cloud.

**OUTDOOR FLORAL CROPS AND GROUND COVERS**

PLANTS	PESTS CONTROLLED	AMOUNT ACEPHATE 90 WSP PER 100 GALS.	APPLICATION TIMING	APPLICATION INSTRUCTIONS	RESTRICTIONS
Chrysanthemums Daisies Dahlias Easter Lily Gladioli Gyposophila Pachysandra Pansy Peony Roses Sedum Statice Strawflower Yarrow Zinnia	Aphids Thrips Lygus	0.56 lb (8.9 oz)	As insects begin to appear. Repeat applications at 14 day intervals may be necessary.	Apply the specified amount of ACEPHATE 90 WSP in 100 gals. water with a hydraulic sprayer as a full coverage spray. Multiple applications may cause slight tip burn or marginal leaf necrosis on some varieties. Test on a few plants to determine varietal susceptibility.	If flowers are to be cut, do not apply more than 0.83 lb/acre (0.75 lb a.i./A) ACEPHATE 90 WSP pre 100 gal. For all other ornamental flowers and plants, application rates must not exceed 1.1 lb/acre (1.0 lb a.i./A) ACEPHATE 90 WSP per 100 gal.
Roses Boston Ivy	Japanese Beetles	0.83 to 1.1 lbs (13.3 to 17.7 oz)	As the Japanese Beetles begin to appear. Repeat applications at 2 week intervals may be necessary.		

COMMERCIAL GREENHOUSE FLORAL AND FOLIAGE PLANTS

PLANTS	PESTS CONTROLLED	AMOUNT ACEPHATE 90 WSP PER 100 GALS.	APPLICATION TIMING	APPLICATION INSTRUCTIONS	RESTRICTIONS
Roses	Leafrollers	0.56 to 0.83 lb (8.9 to 13.3 oz)	As leafrollers begin to appear. Use the higher amount when large larvae are present.	Apply the specified amount of ACEPHATE 90 WSP in 100 gals. water with a hydraulic sprayer as a full coverage spray.	Do not apply more than 0.83 lb./acre (0.75 lb. a.i./A).
Foliage Plants Orchids Anthuriums Cacti Poinsettia	Aphids	0.28 lb (4.4 oz)	As aphids begin to appear.	<p>Apply the specified amount of ACEPHATE 90 WSP in 100 gals. water with a hydraulic sprayer as a full coverage spray. The addition of a wetting agent may be required on difficult to wet foliage.</p> <p>Caution: Phytotoxicity has occurred on the following foliage plants: Bletchum gibbum, Cissus antarctica, Ficus triangularis, Fittonia verschaffeltii, Maranta leuconeura kerchoveana, Pachystachya lutea, Plectranthus australis, Polypodium aureus, Polystichum, Pteris ensiformis, Tolmiea menziesii. Before treating large plantings spray only a few plants and observe 2 weeks for varietal phytotoxicity.</p> <p>Application of ACEPHATE 90 WSP on Poinsettias after bract formation may result in phytotoxicity on certain varieties.</p>	
	Mealybugs Thrips Whiteflies	0.56 lb (8.9 oz)	As the insects begin to appear. A repeat application, at a 2 week interval, may be necessary for control of mealybugs and whiteflies.		
	Scales (Crawlers)		As crawlers begin to appear. Repeat applications at a 2 week or more interval may be necessary where there is continuous crawler infestation.		
	Sweetpotato/ Silverleaf Whiteflies (Except CA)	0.56 lb (8.9 oz) plus TAME® 2.4 EC Spray 10 2/3 fl. oz (0.2 lb a.i.)	Apply when insects first appear. If a population is well established, make one application of the tank mix and follow 5 to 7 days later with TAME alone at 16 fl. oz/100gal. See TAME label for instructions.	For Sweetpotato/ Silverleaf whitefly control, apply the specified amount of ACEPHATE 90 WSP plus TAME 2.4 EC Spray as a tank mix at a volume necessary to obtain good coverage. Follow the TAME label for specific instructions on the alternation of TAME plus ACEPHATE 90 WSP and TAME alone and the rotation instruction to avoid potential resistance.	

## COMMERCIAL GREENHOUSE FLORAL AND FOLIAGE PLANTS (CONTINUED)

PLANTS	PESTS CONTROLLED	AMOUNT ACEPHATE 90 WSP PER 100 GALS.	APPLICATION TIMING	APPLICATION INSTRUCTIONS	RESTRICTIONS
Roses Carnations Chrysanthemum	Aphids Thrips	0.56 lb (8.9 oz)	As aphids begin to appear  As thrips begin to appear or at the tight flower bud stage.  Repeat applications to roses may be necessary at two week intervals.	Apply the specified amount of ACEPHATE 90 WSP in 100 gals. water with a hydraulic sprayer as a full coverage spray. UPI recommends that application to Carnations and Chrysanthemum not be made more often than once every 28 days. Caution: Phytotoxicity has occurred on the following Chrysanthemum varieties: Albatross, Bonnie Jean, Dixie, Garland, Gent, Iceberg, Pride, Showoff, Statesman, Tally Ho, Westward Ho, and Wild Honey. Before treating large Chrysanthemum plantings, spray only a few plants and observe two weeks for varietal phytotoxicity. Application to chrysanthemums and roses with open flowers will cause injury to the flowers. Do not apply under conditions involving possible drift to food, forage or other plantings that might be damaged or the crops thereof rendered unfit for sale, use or consumption.	Do not apply more than 0.83 lb./acre (0.75 lb. a.i./A).

**COMMERCIAL TURFGRASS: SOD FARMS AND GOLF COURSES ONLY**

Do not allow livestock to graze treated areas. Do not feed treated grass to livestock. Use is limited to sod farms and golf courses, except when applying by mound or spot treatment for fire ant and harvester ant control. Aerial applications to turf are prohibited.

PESTS CONTROLLED	AMOUNT ACEPHATE 90 WSP PER 1,000 SQ. FT. GOLF COURSES	AMOUNT ACEPHATE 90 WSP PER 1,000 SQ. FT. SOD FARM TURF	APPLICATION TIMING	APPLICATION INSTRUCTIONS	MINIMUM SPRAY INTERVAL (DAYS)	DAYS TO HARVEST
Fall Armyworm Yellow Striped Armyworm Southern Armyworm	0.4 to 1 oz. (1.1 to 2.7 lbs. per acre)	0.4 to 1 oz. (1.1 to 2.7 lbs. per acre)	Apply when the insects first appear. A repeat application may be needed.	Apply the specified amount of ACEPHATE 90 WSP per 1,000 sq. ft. Use a minimum of 5 gals. water per 1,000 sq. ft. to obtain good coverage.	14	3 (Sod farm turf)
Cutworm	1 to 1.6 oz. (2.7 to 4.3 lbs. per acre)	1 to 1.2 oz. (2.7 to 3.2 lbs. per acre)				
Chinch bugs	1 to 1.6 oz. (2.7 to 4.3 lbs. per acre)	1 to 1.2 oz. (2.7 to 3.2 lbs. per acre)	Apply as needed for adult population knockdown. A repeat application may be needed.	Apply the specified amount of ACEPHATE 90 WSP per 1,000 sq. ft. Use 1 to 15 gals. water per 1,000 sq. ft. to obtain good coverage.  For heavy infestations, use the higher dosage rate.	10	
Leafhopper	0.8 oz. (2.3 lbs. per acre)	0.8 oz. (2.3 lbs. per acre)	As the leafhoppers begin to appear. A repeat application may be needed.			
Sod Webworm (Crambus spp.)	0.4 to 0.8 oz. (1.1 to 2.3 lbs. per acre)	0.4 to 0.8 oz. (1.1 to 2.3 lbs. per acre)	As the webworms begin to appear. A repeat application may be needed.			
Mole Crickets (Except CA) Spittlebug (Except CA)	0.8 to 1.6 oz. (2.3 to 4.3 lbs. per acre)	0.8 to 1.2 oz. (2.3 to 3.2 lbs. per acre)	As insects begin to appear. More than one application may be required throughout the growing season for knockdown of existing populations. Apply during late afternoon or early evening hours and after an irrigation. Do not irrigate after application. <b>See footnote 1.</b>			
Greenbug (Schizaphis graminum) Grasshoppers	0.4 oz. (1.1 lbs. per acre)	0.4 oz. (1.1 lbs. per acre)	Apply when the insects first appear. A repeat application may be needed.	Apply the specified amount of ACEPHATE 90 WSP per 1,000 sq. ft. Use 4 gals. water per 1,000 sq. ft. to obtain good coverage. Do not mow turfgrass for at least 24 hours after application.		
Black Turfgrass Ataenius (Except CA)	1.3 to 1.6 oz. (3.4 to 4.3 lbs. per acre)	1.2 oz. (3.2 lbs. per acre)		Apply the specified amount of ACEPHATE 90 WSP per 1,000 sq. ft. Use a minimum of 5 gals. water per 1,000 sq. ft. Irrigate lightly (no more than 0.5 inches) after application. Use the higher rate for severe infestations.		
<b>Dichondra on Golf Courses and Sod Farms:</b> Cutworm Flea Beetle Southern Armyworm Yellow Striped Armyworm	0.83 to 1.6 oz. (2.3 to 4.3 lbs. per acre)	0.83 to 1.2 oz. (2.3 to 3.2 lbs. per acre)		Apply the specified amount of ACEPHATE 90 WSP per 1,000 sq. ft. Use a minimum of 15 gals. water per 1,000 sq. ft. to obtain good coverage.	14	

**Footnote 1:** The use of a lemon fragrance substance in the spray mix may enhance control by acting as a flushing agent and thus provide increased mole cricket contact with ACEPHATE 90 WSP. The following lemon-scented products have been shown to be effective flushing agents: Lemon Joy, Lemon Palmolive, and Mighty Myrt Products Manufacture- Base Pure Lemon Fragrance. The use rate for these lemon-scented products is 2 teaspoons per gallon of water for small total mix volumes or 6 fl. oz per 50 gals. of water for large mix volumes.

**OUTDOOR AND PERIMETER SPRAY EXCLUDING RESIDENTIAL TURF**

LOCATION	PESTS CONTROLLED	AMOUNT ACEPHATE 90 WSP PER GALLON	APPLICATION TIMING	APPLICATION INSTRUCTIONS
Outdoor and perimeter area excluding residential turf	Wasps	1.3 oz (0.08 lb)  Equivalent to 1 packet (0.28 lb) in 3.5 gallons water	Treat early or late in the day as wasps are generally less active during these times.	Apply the specified amount of ACEPHATE 90 WSP per gallon of water used.  Apply as a spot treatment to the nest, nest entrance, and surrounding areas where the wasps alight.
	Ants (excluding fire, harvester, carpenter, and pharaoh ants) Crickets Cockroaches Earwigs Pillbugs		As the insects appear.	Apply specified amount of ACEPHATE 90 WSP per gallon of water used. Apply to a band of soil 6 to 10 feet adjacent to the structure and to a height of 2 to 3 feet on the foundation where pests may be active or may find entrance. Also apply as a residual spray or with a paint brush to surfaces of buildings, window frames, shutters, entryways, screens, eaves patios, garages, carports, around garbage areas and other areas where these pests congregate.

**NON-BEARING CITRUS - SOIL MOUND DRENCHES**

PESTS CONTROLLED	AMOUNT OF ACEPHATE 90 WSP	APPLICATION INSTRUCTIONS	RESTRICTIONS
Ants (excluding carpenter and pharaoh)	Drench method: Mix 1 lb in 100 gals of water	Apply 1 gal. of mix to each mound area by sprinkling the mound until it is wet and treat a four (4) foot diameter circle around the mound.  Repeat application as necessary to maintain control.	Do not graze treated areas.  Do not harvest citrus for one year after treatment.

**TOBACCO GREENHOUSE (FLOATBED) APPLICATION**

PESTS CONTROLLED	AMOUNT OF ACEPHATE 90 WSP	APPLICATION INSTRUCTIONS	RESTRICTIONS
Cutworm Flea Beetle Green Peach Aphid Tobacco Aphid	0.83 lb/A (13.3 oz)	Apply to foliage at the equivalent of 0.83 lbs/A (0.75 lb a.i./A) Acephate 90 WSP in 3 gallons of water for every 3,000 square feet of bed. Apply evenly to ensure thorough coverage.	Do not apply more than 4.4 lbs/A (4 lbs a.i./A) per crop cycle. This includes all uses of ACEPHATE 90 WSP including transplant water, plant bed, soil, foliar and float bed.  Floatbed water should be disposed of in the transplanted field in either transplant water or as a foliar spray.

**TOBACCO SOIL APPLICATION**

PESTS CONTROLLED	AMOUNT OF ACEPHATE 90 WSP	APPLICATION INSTRUCTIONS	RESTRICTIONS
Fire Ants & Harvester Ants	Drench method: Mix 1 lb in 100 gals of water	When insects first appear.  Apply 1 gal. of mix to each mound area by sprinkling the mound until it is wet and treat a four (4) foot diameter circle around the mound.	Do not apply more than 4.4 lbs/A (4 lbs a.i./A) per season. This includes the use of ACEPHATE in transplant water, plant bed, soil, float bed (greenhouse), and foliar applications.  Allow at least 3 days to elapse between final application and harvest.  Treat a maximum of 13 mounds per acre.  Do not treat more than once per season.

**CRAPE MYRTLE**

PESTS CONTROLLED	AMOUNT ACEPHATE 90 SP	APPLICATION TIMING	APPLICATION INSTRUCTIONS
Aphids	2.0 lbs in 20 oz water  Equivalent to 7 packets (each 0.28 lb) in 20 oz water	As aphids begin to appear.	Remove the loose bark from the trunk areas to be treated. Completely paint a band around each trunk to a width twice its diameter. Paint on to trunks within a zone 6 to 12 inches above the ground and below the point where branching begins. For multi-trunk plants, be certain to treat all trunks. For either single or multi-trunk plants, application should be made as low as possible within the recommended treatment zone.

**MOUND TREATMENT OF FIRE ANTS AND HARVESTER ANTS IN TURFGRASS**

PLANTS	PESTS CONTROLLED	AMOUNT ACEPHATE 90 SP	APPLICATION TIMING	APPLICATION INSTRUCTIONS
Turfgrass  Residential, Recreational and Commercial Turf	Imported Fire Ants and Harvester Ants	Drench method: Mix 1 lb. in 100 gals of water	When insects first appear.	Apply 1 gal. of mix to each mound area by sprinkling the mound until it is wet and treat a four (4) foot diameter circle around the mound.  Grass in treated area may be injured.  Do not allow livestock to graze treated areas. Do not feed treated grass to livestock.  Do not treat mound more than once per season.  For Sod Farms: allow at least 3 days to elapse between last application and harvesting sod.

**STORAGE AND DISPOSAL**

Do not contaminate water, food or feed by storage, disposal or cleaning of equipment.

**PESTICIDE STORAGE:** Keep pesticide in original container. Do not put concentrated or dilute product into food or drink containers. Store in a cool, dry place. Protect from excessive heat. Do not contaminate food or feedstuffs. Do not store near feed or food.

**PESTICIDE DISPOSAL:** Wastes resulting from the use of this product must be disposed of on site or at an approved waste disposal facility.

**CONTAINER HANDLING:**

**Nonrefillable container. Do not reuse or refill this container.**

Offer for recycling if available or dispose of the empty outer foil pouch in the trash as long as WSP is unbroken.

**IMPORTANT INFORMATION  
READ BEFORE USING PRODUCT**

**CONDITIONS OF SALE AND LIMITATION OF WARRANTY AND LIABILITY**

**NOTICE:** Read the entire Directions for Use and Conditions of Sale and Limitation of Warranty and Liability before buying or using this product. If the terms are not acceptable, return the product at once, unopened, and the purchase price will be refunded.

The Directions for Use of this product reflect the opinion of experts based on field use and tests and must be followed carefully. It is impossible to eliminate all risks associated with the use of this product. Crop injury, ineffectiveness or other unintended consequences may result because of such factors as manner of use or application, weather or crop conditions, presence of other materials or other influencing factors in the use of the product, which are beyond the control of United Phosphorus, Inc. or Seller. Handling, storage, and use of the product by Buyer or User are beyond the control of United Phosphorus, Inc. and Seller. All such risks shall be assumed by Buyer and User, and Buyer and User agree to hold United Phosphorus, Inc. and Seller harmless for any claims relating to such factors.

To the extent consistent with applicable law, United Phosphorus, Inc. warrants that this product conforms to the chemical description on the label and is reasonably fit for the purposes stated in the Directions for Use, subject to the inherent risks referred to above, when used in accordance with directions under normal use conditions. This warranty does not extend to the use of this product contrary to label instructions, or under abnormal conditions or under conditions not reasonably foreseeable to or beyond the control of Seller or United Phosphorus, Inc., and Buyer and User assume the risk of any such use. To the extent consistent with applicable law, UNITED PHOSPHORUS, INC. MAKES NO WARRANTIES OF MERCHANTABILITY OR OF FITNESS FOR A PARTICULAR PURPOSE NOR ANY OTHER EXPRESS OR IMPLIED WARRANTY EXCEPT AS STATED ABOVE.

To the extent consistent with applicable law, United Phosphorus, Inc. or Seller shall not be liable for any incidental, consequential or special damages resulting from the use or handling of this product. **TO THE EXTENT CONSISTENT WITH APPLICABLE LAW, THE EXCLUSIVE REMEDY OF THE USER OR BUYER, AND THE EXCLUSIVE LIABILITY OF UNITED PHOSPHORUS, INC. AND SELLER FOR ANY AND ALL CLAIMS, LOSSES, INJURIES OR DAMAGES (INCLUDING CLAIMS BASED ON**

**BREACH OF WARRANTY, CONTRACT, NEGLIGENCE, TORT, STRICT LIABILITY OR OTHERWISE) RESULTING FROM THE USE OR HANDLING OF THIS PRODUCT, SHALL BE THE RETURN OF THE PURCHASE PRICE OF THE PRODUCT OR, AT THE ELECTION OF UNITED PHOSPHORUS, INC. OR SELLER, THE REPLACEMENT OF THE PRODUCT.**

United Phosphorus, Inc. and Seller offer this product, and Buyer and User accept it, subject to the foregoing conditions of sale and limitations of warranty and of liability, which may not be modified except by written agreement signed by the duly authorized representative of United Phosphorus, Inc.

- AMMO® -- Reg. TM of FMC Corporation for cypermethrin insecticide.
- ASANA® -- Reg. TM of E.I. duPont de Nemours & Co., Inc. for esfenvalerate insecticide.
- BAYTHROID® -- Reg. TM of Bayer Crop Protection for cyfluthrin synthetic pyrethroid.
- CAPTURE® -- Reg. TM of FMC Corporation for bifenthrin insecticide-miticide.
- DANITOL® -- Reg. TM of Sumitomo Chemical Company Ltd. for fenpropathrin insecticide-miticide.
- KARATE® -- Reg. TM of Syngenta Crop Protection, Inc. for lambda-cyhalothrin insecticide.
- SCOUT® X-TRA -- Reg. TM of Hoechst-Roussel Agri for tralomethrin pyrethroid insecticide.
- TAME® -- -- Reg. TM of Valent U.S.A. Corporation.

Rev: 04-08-2009

**GROUP 1 INSECTICIDE**

# ACEPHATE 90 SP

Soluble Powder Insecticide

ACTIVE INGREDIENT	By Wt.
Acephate (O, S-Dimethyl acetylphosphoramidothioate) .....	90%
OTHER INGREDIENTS .....	10%
TOTAL	100%

**KEEP OUT OF REACH OF CHILDREN**

## CAUTION

<b>FIRST AID</b>	
Contains an organophosphate that inhibits cholinesterase.	
If swallowed	<ul style="list-style-type: none"> <li>Call a poison control center or doctor immediately for treatment advice.</li> <li>Have person sip a glass of water if able to swallow.</li> <li>Do not induce vomiting unless told to do so by the poison control center or doctor.</li> <li>Do not give anything by mouth to an unconscious person.</li> </ul>
If in eyes	<ul style="list-style-type: none"> <li>Hold eye open and rinse slowly and gently with water for 15-20 minutes.</li> <li>Remove contact lenses, if present, after the first 5 minutes, then continue rinsing eye.</li> <li>Call a poison control center or doctor for treatment advice.</li> </ul>
If on skin or clothing	<ul style="list-style-type: none"> <li>Take off contaminated clothing.</li> <li>Rinse skin immediately with plenty of water for 15-20 minutes.</li> <li>Call a poison control center or doctor for treatment advice.</li> </ul>
If inhaled	<ul style="list-style-type: none"> <li>Move person to fresh air.</li> <li>If person is not breathing, call 911 or an ambulance, then give artificial respiration, preferably by mouth-to-mouth, if possible.</li> <li>Call a poison control center or doctor for further treatment advice.</li> </ul>
<p><b>Have the product container or label with you when calling a poison control center or doctor, or going for treatment. For emergency medical treatment information, contact the Rocky Mountain Poison Center at 1-866-673-6671.</b></p>	
<b>NOTE TO PHYSICIAN</b>	
<p>Acephate is a cholinesterase inhibitor. Blood cholinesterase measurements may be useful to monitor exposure but treatment-related decisions may be needed before the results of the blood tests are available. If signs of cholinesterase inhibition appear, atropine is antidotal. 2-PAM may also be used in conjunction with atropine but should not be used alone.</p>	

For Chemical Emergency Assistance (Spill, Leak, Fire or Accident), Call CHEMTREC <b>1-800-424-9300</b>
---

United Phosphorus, Inc.  
 630 Freedom Business Center, Suite 402  
 King of Prussia, PA 19406  
 800-438-6071 • [www.upi-usa.com](http://www.upi-usa.com)

EPA Reg. No. 70506-2  
 EPA Est. No.  
 Net Contents:  
 Batch/Lot # \_\_\_\_\_



## PRECAUTIONARY STATEMENTS

### HAZARDS TO HUMANS & DOMESTIC ANIMALS CAUTION

Harmful if swallowed. Causes moderate eye irritation. Avoid contact with eyes and clothing.

#### PERSONAL PROTECTIVE EQUIPMENT (PPE)

**Some materials that are chemical-resistant to this product are butyl, nitrile, and neoprene. If you want more options, follow the instructions for category A on an EPA chemical-resistance category selection chart.**

**Mixers, loaders, applicators and other handlers must wear:**

- long-sleeved shirt and long pants
- chemical resistant gloves for all mixers and loaders
- socks and shoes.

In addition, all mixers and loaders supporting hopper box seed treatments must wear:

- A NIOSH-approved dust mist filtering respirator with MSHA/NIOSH approval number prefix TC-21C or a NIOSH-approved respirator with any N, R, P, or HE filter.

Follow manufacturer's instructions for cleaning/maintaining PPE. If no such instructions for washables exist, use detergent and hot water. Keep and wash PPE separately from other laundry.

#### USER SAFETY RECOMMENDATIONS

**Users should:**

- Wash hands before eating, drinking, chewing gum, using tobacco, or using the toilet.
- Remove clothing/PPE immediately if pesticide gets inside. Then wash thoroughly and put on clean clothing.
- Remove PPE immediately after handling this product. Wash the outside of gloves before removing. As soon as possible, wash thoroughly and change into clean clothing.

## ENVIRONMENTAL HAZARDS

This pesticide is toxic to birds.

For terrestrial uses, do not apply directly to water, or to areas where surface water is present or to intertidal areas below the mean high water mark. Do not contaminate water when cleaning equipment or disposing of equipment washwaters.

Exposed treated seed may be hazardous to birds and other wildlife. Dispose of all excess treated seed and seed packaging by burial away from bodies of water.

- This product is highly toxic to bees exposed to direct treatment on blooming crops or weeds. Do not apply this product or allow it to drift to blooming crops or weeds while bees are actively visiting the treatment area.

## DIRECTIONS FOR USE

It is a violation of Federal law to use this product in a manner inconsistent with its labeling.

**READ ENTIRE LABEL. USE STRICTLY IN ACCORDANCE WITH PRECAUTIONARY STATEMENTS AND DIRECTIONS AND WITH APPLICABLE STATE AND FEDERAL REGULATIONS.**

Do not apply this product in a way that will contact workers or other persons, either directly or through drift. Only protected handlers may be in the area during application. For any requirements specific to your State or Tribe, consult the agency responsible for pesticide regulation.

#### AGRICULTURAL USE REQUIREMENTS

Use this product only in accordance with its labeling and with the Worker Protection Standard 40 CFR part 170. This Standard contains requirements for the protection of agricultural workers on farms, forests, nurseries and greenhouses, and handlers of agricultural pesticides. It contains requirements for training, decontamination, notification, and emergency assistance. It also

contains specific instructions and exceptions pertaining to the statements on this label about personal protective equipment (PPE), and restricted-entry interval. The requirements in this box only apply to uses of this product that are covered by the Worker Protection Standard.

Do not enter or allow worker entry into treated areas until restricted-entry interval (REI) of 24 hours.

PPE required for early entry to treated areas that is permitted under the Worker Protection Standard and that involves contact with anything that has been treated, such as plants, soil, or water, is: coveralls, chemical resistant gloves made of any waterproof material, shoes plus socks.

**NON-AGRICULTURAL USE REQUIREMENTS**

The requirements in this box apply to uses of this product that are **NOT WITHIN** the scope of the Worker Protection Standard for agricultural pesticides (40 CFR Part 170). The WPS applies when this product is used to produce agricultural plants on farms, forests, nurseries or greenhouses.

Do not enter or allow others to enter treated areas until dusts have settled.

**DIRECTIONS**

ACEPHATE 90 SP is an insecticide which controls a wide range of important pests in selected crops and certain non-crop areas. The active ingredient is acephate, a water-soluble insecticide readily absorbed by plant roots and foliage to give systemic control of feeding insects. Insect pests are generally controlled more effectively by ACEPHATE 90 SP through ingestion than by contact. Application of ACEPHATE 90 SP to maintain control should be repeated only as directed.

FAILURE TO FOLLOW THE DIRECTION FOR USE AND PRECAUTIONS ON THIS LABEL MAY RESULT IN POOR INSECT CONTROL, CROP INJURY, AND/OR ILLEGAL RESIDUES.

**PLANTER BOX SEED TREATMENT - PEANUTS**

PESTS CONTROLLED	AMOUNT OF ACEPHATE 90 SP PER 100 LBS OF PEANUT SEED	APPLICATION INSTRUCTIONS	RESTRICTIONS
Thrips	3.5 oz.	<p>Apply ACEPHATE 90 SP at a rate of 3.5 oz. per 100 lbs. of peanut seed in the planter box as a dry powder. For acceptable insect control, even coverage of seed is required.</p> <p>To ensure complete and thorough coverage, follow these directions for mixing:</p> <p>Fill 1/3 of the planter box with seed. Evenly apply 1/3 of the total amount of ACEPHATE 90 SP over the top of the seeds.</p> <p>Fill the planter box with the remaining 2/3 of seed. Evenly apply another 1/3 of the total amount of ACEPHATE 90 SP over the top of the seeds.</p> <p>Add the remaining seed followed by an even distribution of the rest of the ACEPHATE 90 SP over the top of the seeds.</p> <p>Do not stir the ACEPHATE 90 SP-treated seeds. Stirring will cause damage to the seeds.</p>	<p>Do not apply more than 4.4 lbs. ACEPHATE 90 SP/A (4.0 lbs. a.i./A) per season. This includes the use of ACEPHATE 90 SP on peanuts as a foliar spray in addition to the peanut planter box seed treatment use.</p> <p>Do not use treated seed for food or feed.</p>

**TOBACCO**

**TOBACCO SOIL MOUND APPLICATION**

PESTS CONTROLLED	AMOUNT OF ACEPHATE 90 SP	APPLICATION INSTRUCTIONS	RESTRICTIONS
------------------	--------------------------	--------------------------	--------------

Ants (excluding carpenter and pharaoh)	Dry Method: Evenly distribute 1 to 2 teaspoons over the mound.	For best results apply the material in the early morning or late afternoon when the ants are most active.	Do not apply more than 4.4 lbs./A (4 lbs. a.i./A) per season. This includes the use of ACEPHATE in transplant water, plant bed, soil, float bed (greenhouse), and foliar applications.  Allow at least 3 days to elapse between final application and harvest.  Treat a maximum of 13 mounds per acre.  Do not treat more than once per season.
--	--	---	---

**NON-CROP AREAS**

**FIELD BORDERS, FENCEROWS, ROADSIDES, DITCHBANKS, AND BORROW PITS**

PESTS CONTROLLED	AMOUNT ACEPHATE 90 SP	APPLICATION INSTRUCTIONS
Imported Fire Ants and Harvester Ants	Mound Treatment — Dry Method: Evenly distribute 1 to 2 teaspoons over the mound.	For best results apply the material in the early morning or late afternoon when the ants are most active.  Grass in treated area may be injured.  Do not treat mound more than once per season.

**TURFGRASS (RESIDENTIAL, RECREATIONAL AND COMMERCIAL TURF)**

**MOUND TREATMENT OF FIRE ANTS AND HARVESTER ANTS**

PESTS CONTROLLED	AMOUNT ACEPHATE 90 SP	APPLICATION INSTRUCTIONS
Imported Fire Ants and Harvester Ants	Mound Treatment — Dry Method: Evenly distribute 1 to 2 teaspoons over the mound.	For best results apply the material in the early morning or late afternoon when the ants are most active.  Grass in treated area may be injured.  Do not allow livestock to graze treated areas. Do not feed treated grass to livestock.  Do not treat mound more than once per season.

**STORAGE AND DISPOSAL**

Do not contaminate water, food or feed by storage, disposal or cleaning of equipment.

**PESTICIDE STORAGE:** Keep pesticide in original container. Do not put concentrated or dilute product into food or drink containers. Store in a cool, dry place. Protect from excessive heat. Do not contaminate food or feedstuffs. Do not store near feed or food.

**PESTICIDE DISPOSAL:** Wastes resulting from the use of this product must be disposed of on site or at an approved waste disposal facility.

**CONTAINER HANDLING:**

**Nonrefillable container. Do not reuse or refill this container.**

Completely empty container by shaking and tapping sides and bottom to loosen clinging particles. Then offer for recycling if available or dispose of empty container in a sanitary landfill or by incineration or, if allowed by state and local authorities, by burning. If burned, stay out of smoke.

**IMPORTANT INFORMATION  
READ BEFORE USING PRODUCT**

**CONDITIONS OF SALE AND LIMITATION OF WARRANTY AND LIABILITY**

**NOTICE:** Read the entire Directions for Use and Conditions of Sale and Limitation of Warranty and Liability before buying or using this product. If the terms are not acceptable, return the product at once, unopened, and the purchase price will be refunded.

The Directions for Use of this product reflect the opinion of experts based on field use and tests and must be followed carefully. It is impossible to eliminate all risks associated with the use of this product. Crop injury, ineffectiveness or other unintended consequences may result because of such factors as manner of use or application, weather or crop conditions, presence of other materials or other influencing factors in the use of the product, which are beyond the control of United Phosphorus, Inc. or Seller. Handling, storage, and use of the product by Buyer or User are beyond the control of United Phosphorus, Inc. and Seller. All such risks shall be assumed by Buyer and User, and Buyer and User agree to hold United Phosphorus, Inc. and Seller harmless for any claims relating to such factors.

To the extent consistent with applicable law, United Phosphorus, Inc. warrants that this product conforms to the chemical description on the label and is reasonably fit for the purposes stated in the Directions for Use, subject to the inherent risks referred to above, when used in accordance with directions under normal use conditions. This warranty does not extend to the use of this product contrary to label instructions, or under abnormal conditions or under conditions not reasonably foreseeable to or beyond the control of Seller or United Phosphorus, Inc., and Buyer and User assume the risk of any such use. To the extent consistent with applicable law, UNITED PHOSPHORUS, INC. MAKES NO WARRANTIES OF MERCHANTABILITY OR OF FITNESS FOR A PARTICULAR PURPOSE NOR ANY OTHER EXPRESS OR IMPLIED WARRANTY EXCEPT AS STATED ABOVE.

To the extent consistent with applicable law, United Phosphorus, Inc. or Seller shall not be liable for any incidental, consequential or special damages resulting from the use or handling of this product. **TO THE EXTENT CONSISTENT WITH APPLICABLE LAW, THE EXCLUSIVE REMEDY OF THE USER OR BUYER, AND THE EXCLUSIVE LIABILITY OF UNITED PHOSPHORUS, INC. AND SELLER FOR ANY AND ALL CLAIMS, LOSSES, INJURIES OR DAMAGES (INCLUDING CLAIMS BASED ON BREACH OF WARRANTY, CONTRACT, NEGLIGENCE, TORT, STRICT LIABILITY OR OTHERWISE) RESULTING FROM THE USE OR HANDLING OF THIS PRODUCT, SHALL BE THE RETURN OF THE PURCHASE PRICE OF THE PRODUCT OR, AT THE ELECTION OF UNITED PHOSPHORUS, INC. OR SELLER, THE REPLACEMENT OF THE PRODUCT.**

United Phosphorus, Inc. and Seller offer this product, and Buyer and User accept it, subject to the foregoing conditions of sale and limitations of warranty and of liability, which may not be modified except by written agreement signed by the duly authorized representative of United Phosphorus, Inc.

Rev: 04-08-2009