

70385-6

4/6/2010

1a15

UNITED STATES ENVIRONMENTAL PROTECTION AGENCY

APR 6 2010

Christina M. Swick
Agent for
Lewis & Harrison LLC
ProRestore Products
4660 Elizabeth Street
Coraopolis, PA 15108

Subject: **Microban QGC**
EPA Registration Number 70385-6
Notification Application Dated March 5, 2010
EPA Received Date March 8, 2010

Dear Ms. Swick:

This will knowledge receipt of your notification, submitted under the provisions of FIFRA section 3c 9. Based on a review of the submitted material the following comment apply.

Proposed Amendment:

- Add an optional mixing direction to accommodate a smaller size container
- Minor changes to the marketing language
- Added optional language when product is sold with an empty spray bottle (secondary container)

General Comments:

Based on a review of the material submitted, the following comment apply:

The notification is acceptable. A copy has been inserted in your file for future reference.

Should you have any questions or comments concerning this letter, please contact Drusilla Copeland at (703) 308-6224.

Sincerely,

Drusilla Copeland

for Velma Noble
Product Manager (31)
Regulatory Management Branch I
Antimicrobials Division (7510P)

CONCURRENCES							
SYMBOL							
SURNAME							
DATE							

 EPA	United States Environmental Protection Agency Washington, DC 20460	<input type="checkbox"/> Registration <input type="checkbox"/> Amendment <input checked="" type="checkbox"/> Other: Notification	OPP Identifier Number
---	---	---	-----------------------

Application for Pesticide - Section I

1. Company/Product Number 70263-6 70385.06	2. EPA Product Manager Velma Noble	3. Proposed Classification <input checked="" type="checkbox"/> None <input type="checkbox"/> Restricted
4. Company/Product (Name) Microban QGC	PM# Team 31	
5. Name and Address of Applicant (Include ZIP Code) ProRestore Products 4660 Elizabeth Street Coraopolis, PA 15108 <u>PLEASE DIRECT ALL CORRESPONDENCE TO</u> <u>"CONTACT POINT" LISTED BELOW</u> <input type="checkbox"/> Check if this is a new address	6. Expedited Review. In accordance with FIFRA Section 3(c)(3) (b)(I), my product is similar or identical in composition and labeling to: EPA Reg. No. _____ Product Name _____	

Section - II

<input type="checkbox"/> Amendment - Explain below.	<input type="checkbox"/> Final printed labels in response to Agency letter dated _____
<input type="checkbox"/> Resubmission in response to Agency letter dated _____	<input type="checkbox"/> "Me Too" Application
<input checked="" type="checkbox"/> Notification - Explain below.	<input type="checkbox"/> Other - Explain below

Explanation: Use additional page(s) if necessary. (For Section I and Section II.)

Please read cover letter for details

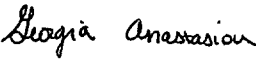
Notification of in Accordance With PR Notice 98-10

This notification is consistent with the provisions of PR Notice 98-10 and EPA regulations at 40 CFR 152.46, and no other changes have been made to the labeling or the confidential statement of formula of this product. I understand that it is a violation of 18 U.S.C. Sec 1001 to willfully make any false statement to EPA. I further understand that if this notification is not consistent with the terms of PR Notice 95-2 and 40 CFR 152.46, this product may be in violation of FIFRA and I may be the subject to enforcement action and penalties under sections 12 and 14 of FIFRA.

Section - III

1. Material This Product Will Be Packaged In:				2. Type of Container	
Child-Resistant Packaging <input type="checkbox"/> Yes* <input type="checkbox"/> No	Unit Packaging <input type="checkbox"/> Yes <input type="checkbox"/> No If "Yes" Unit Packaging wgt. No. per container	Water Soluble Packaging <input type="checkbox"/> Yes <input type="checkbox"/> No If "Yes" Package wgt. No. per container	<input type="checkbox"/> Metal <input type="checkbox"/> Plastic: <input type="checkbox"/> Glass <input type="checkbox"/> Paper <input type="checkbox"/> Other (Specify)		
*Certification must be submitted					
3. Location of Net Contents Information <input type="checkbox"/> Label <input type="checkbox"/> Container		4. Size(s) Retail Container		5. Location of Label Directions <input type="checkbox"/> On Label <input type="checkbox"/> On labeling accompanying product	
6. Manner in Which Label is Affixed to Product <input type="checkbox"/> Lithograph <input type="checkbox"/> Other _____ <input type="checkbox"/> Paper glued <input type="checkbox"/> Stenciled					

Section - IV

1. Contact Point (Complete items directly below for identification of individual to be contacted, if necessary, to process this application)		
Name: Georgia Anatsiou, Lewis and Harrison, LLC 122 C St., NW Suite 740 Washington, DC 20001	Title: Agent for ProRestore Products	Telephone No. (Include Area Code): (202) 393-1903 ext. 19
I certify that the statements I have made on this form and all attachments thereto are true, accurate and complete. I acknowledge that any knowingly false or misleading statement may be punishable by fine or imprisonment or both under applicable law.		6. Date Application Received (Stamped)
2. Signature 	3. Title: Agent	
4. Typed Name Christina M. Swick, Lewis & Harrison LLC	5. Date March 5, 2010	

**+Precautionary Statements
Hazards to Humans and Domestic Animals**

DANGER Corrosive. Causes irreversible eye damage and skin burns. Harmful if swallowed or absorbed through the skin. Do not get in eyes, on skin, or on clothing. Wear goggles or face shield, protective clothing and rubber gloves when handling. Wash thoroughly with soap and water after handling. Remove contaminated clothing and wash before reuse.

FIRST AID

IF ON SKIN OR CLOTHING: Take off contaminated clothing. Rinse skin immediately with plenty of water for 15-20 minutes. Call a poison control center or doctor for treatment advice.

IF IN EYES: Hold eye open and rinse slowly and gently with water for 15-20 minutes. Remove contact lenses, if present, after the first 5 minutes, then continue rinsing. Call a poison control center or doctor for treatment advice.

IF SWALLOWED: Call a poison control center or doctor immediately for treatment advice. Have person sip a glass of water if able to swallow. Do not induce vomiting unless told to do so by a poison control center or doctor. Do not give anything by mouth to an unconscious person.

NOTE TO PHYSICIAN: Probable mucosal damage may contraindicate the use of gastric lavage. Measures against circulatory shock, respiratory depression and convulsion may be needed.

Have the product container or label with you when calling poison control center or doctor or going for treatment.

ENVIRONMENTAL HAZARDS

Do not discharge effluent containing this product into lakes, streams, ponds, estuaries, oceans or other waters unless in accordance with the requirements of a National Pollutant Discharge Elimination System (NPDES) permit and the permitting authority has been notified in writing prior to discharge. Do not discharge effluent containing this product to sewer systems without previously notifying the local sewage treatment plant authority. For guidance, contact your State Water Board or Regional Office of the EPA.

MICROBAN QGC 40915

Disinfectant-Cleaner-Sanitizer-Fungicide-Mildewstat-Virucide*- Deodorizer-Bactericide
For Household, Hospitals, Institutional and Industrial Use
Effective in hard water up to 400 ppm hardness
(Calculated as CaCO₃) in the presence of 5% serum contamination
Formulated for Effective Poultry Premise Sanitation
Formulated for Effective Swine Premise Sanitation
Inhibits the Growth of Mold & Mildew
Effective Against a Broad Spectrum of Bacteria [(Including MRSA**)] [Listed on the Label]
[Commercial Multi-Purpose Disinfectant Cleaner Concentrate]

Active Ingredients

Octyl decyl dimethyl ammonium chloride	1.65%
Dioctyl dimethyl ammonium chloride	0.66%
Didecyl dimethyl ammonium chloride	0.99%
Alkyl (C 14, 50%; C 12, 40%; C 16, 10%) dimethyl benzyl ammonium chloride	2.20%
Inert ingredients	94.50%
TOTAL	100.00%

KEEP OUT OF REACH OF CHILDREN

DANGER PELIGRO

[SEE SIDE PANEL [BACK PANEL] FOR ADDITIONAL PRECAUTIONARY STATEMENTS]

(Directions for Additional Uses Are Contained on the Extended Product Label. Extended Label is Securely Attached to the Lid of this Container. If the Extended Label is Missing or Damaged, Contact Either Distributor or Manufacturer for a Replacement Copy.)

EPA Registration No. 70385-6

EPA Establishment No. 70385-PA-001

Net Contents:
[Makes 1 Gallon]
[Makes 64 Gallons]
[Concentrate]

[(Manufactured) (Mfd.) for:] [Sold By:] [Manufactured by:]
ProRestore Products
4660 Elizabeth Street
Coraopolis, PA 15108
(412) 264-8340 1-800-332-6037

Manufactured exclusively by ProRestore Products for *(insert distributor company name here)*

Batch / Lot No. _____



(Note to Reviewer: Language in () or [] is optional or interchangeable)

5915

This product contains no phosphorus. When used as directed **Microban QGC** will clean and deodorize surfaces in rest room and toilet areas, behind and under sinks and counters, garbage cans and garbage storage areas, and other places where bacterial growth can cause malodors.

Cross-contamination is of major housekeeping concern, **Microban QGC** has been formulated to aid in the reduction of cross-contamination on treated surfaces not only in hospitals, but in schools, institutions and industry.

Microban QGC delivers non-acid cleaning performance in an economical (2 ounce per gallon) dilutable formula.

Microban QGC cleans, disinfects, and deodorizes in one labor-saving step.

Microban QGC can be used with a mop and bucket, trigger sprayers, sponge or by soaking.

Microban QGC effectively controls malodors.

Use **Microban QGC** for non-scratch cleaning of showers and tubs, shower doors and curtains, fixtures, and toilet bowls.

Use **Microban QGC** to clean and disinfect Finished Floors, Sinks, Tubs.

Microban QGC is for use in kitchens, bathrooms, and other household areas.

Microban QGC is formulated for use in daily maintenance programs with a balance of detergents, biocides, and malodor counteractants that deliver effective cleaning, disinfecting, and malodor control.

Microban QGC will not leave grit or soap scum.

Microban QGC is a Disinfectant for Veterinarian, Animal Care, and Agricultural applications as indicated on this label.

Use **Microban QGC** in federally-inspected Meat & Poultry Plants as a disinfectant or non-food contact sanitizer on all surfaces in inedible product processing areas, non-processing areas and/or exterior areas.

Microban QGC is for use on exhaust fans, coils and drain pans of air conditioning and refrigeration equipment and heat pumps.

Microban QGC is a cleaner and a broad-spectrum disinfectant formulated for use in Ultrasonic Baths (Ultrasonic cleaning units).

Use **Microban QGC** to clean and disinfect non-porous salon (barber) tools and instruments: combs, brushes, scissors, blades, and manicure instruments.

Microban QGC is] for use as a cleaner/deodorizer on non-porous surfaces that have been exposed to a sewer back-up, flooding or water damage.

[Cleaning and Disinfecting Finished Floors:] Use **Microban QGC** to clean and disinfect Finished Floors. Apply with damp mop or autoscrubber. Cleans and disinfects without dulling gloss.

To limit gloss reduction, use **Microban QGC** at 2 ounces per gallon.

Not to be used on floor finish at 8 ounces per gallon [of water].

Microban QGC is for use in hospitals, homes, medical and dental offices, clinics, health facilities, medical related facilities, sick rooms, nursing homes, day care centers, nurseries, correctional facilities, prisons, institutional facilities, institutions, public facilities, barber shops, salons, restaurants and bars, cafeterias, [institutional] kitchens, convenience stores, crime scenes, food storage areas, public rest rooms, bathrooms, shower and bath areas, schools, colleges, athletic facilities, dressing facilities, exercise facilities, locker rooms, camp grounds, play grounds, food processing plants, USDA inspected food processing plants, mushroom farms, dairy farms, hog farms, poultry and turkey farms, kennels, pet animal quarters, zoos, pet shops, animal laboratories, transportation terminals, hotels and motels, factories, business and office buildings, boats, ships, campers, trailers, mobile homes, cars, buses, trains, taxis, ambulances, emergency vehicles, airports, and airplanes.


Microban QGC is for use on the following hard non-porous surfaces: countertops, countertop laminates, stovetops, sinks, appliances, refrigerators, microwave ovens (exterior), tables, picnic tables, outdoor furniture, chairs, desks, telephones, highchairs, bed frames, washable walls, cabinets, doorknobs, telephones, shower stalls, tubs and glazed ceramic tiles, whirlpool bath tubs, toilets, portable toilets, glazed porcelain tiling, garbage cans, exhaust fans, refrigerated storage and display equipment, coils and drain pans of air conditioning and refrigeration equipment and heat pumps, stainless steel, enameled surfaces, finished woodwork, Formica, laminated surfaces, vinyl, leather and plastic upholstery, ultrasonic baths, bathtubs, showers, shower stalls, sinks, urinals, toilet bowls, toilet bowl surfaces and bathroom fixtures, walls, kennel runs, cages, floors conductive flooring and other hard non-porous surfaces (such as metal, stainless steel, glazed porcelain, glazed ceramic, sealed stone, fiberglass and plastic).

Microban QGC is for use on the following non-critical medical equipment surfaces: bed frames, bed rails, crutches, defibrillators, gurneys, examining tables, lamps, rescue tools, resuscitators, scales, stands, stretchers, stethoscopes, walkers, wheel chairs.

Microban QGC is for use in Poultry Premise Sanitation (Hatcheries) of hard, nonporous surfaces in the following areas: Egg Receiving Area, Egg Holding Area, Setter Room, Tray Dumping Area, Buggies, Racks, Egg Flats, Chick Holding Room, Hatchery Room, Chick Processing Area, Chick Loading Area, Poultry Buildings, Ceilings, Sidewalls and Floors, Drinkers, and all other Poultry House related Equipment, and other hard, nonporous surfaces surfaces in the Hatchery Environment.

Microban QGC is for use in Swine Premise Sanitation: Waterers and Feeders, Hauling Equipment, Dressing Plants, Loading Equipment, Farrowing Barns and Areas, Nursery, Blocks, Creep Area, Chutes.

Microban QGC is effective against Citrus Canker Disease (Xanthomonas axonopodis pv. citri) at 2000-ppm active quat.



(Note to Reviewer: Language in () or [] is optional or interchangeable)

Microban QGC is a one-step disinfectant cleaner that is effective against a broad spectrum of bacteria, is virucidal (including HIV-1, the AIDS virus), fungicidal, and inhibits the growth of mold and mildew and their odors when used as directed.

Microban QGC is an effective one-step sanitizer-cleaner for use on non-food contact surfaces.

Microban QGC is an effective fungicide against Trichophyton mentagrophytes (the athlete's foot fungus) when used on surfaces in areas such as locker rooms, dressing rooms, shower and bath areas, exercise facilities.

Microban QGC kills *Pseudomonas aeruginosa* (*Pseudomonas*), *Staphylococcus aureus* (*Staph*), *Salmonella enterica* (*Salmonella*), *Acinetobacter baumannii* (*Acinetobacter*), *Brevibacterium ammoniagenes* (*Brevibacterium*), *Campylobacter jejuni* (*Campylobacter*), *Community Associated Methicillin-Resistant Staphylococcus aureus* (CA-MRSA) (NRS384) (USA300), *Community Associated Methicillin-Resistant Staphylococcus aureus* (CA-MRSA) (NRS123) (USA400), *Enterobacter aerogenes*, *Enterococcus faecalis* (*Enterococcus*), *Enterococcus faecalis - Vancomycin resistant* (VRE), *Escherichia coli* (*E. coli*), *ESBL Escherichia coli - (Extended spectrum beta-lactamase producing E. coli)*, *Klebsiella pneumoniae* (*Klebsiella*), *Legionella pneumophila*, *Pseudomonas cepacia* (*Pseudomonas*), *Salmonella schottmuelleri* (*Salmonella*), *Salmonella typhi* (*Salmonella*), *Serratia marcescens*, *Shigella dysenteriae* (*Shigella*), ****Staphylococcus aureus Methicillin-Resistant (MRSA)**, *Staphylococcus aureus Multi-Drug Resistant*, *Staphylococcus aureus - Vancomycin Intermediate Resistant - (VISA)*, *Streptococcus pyogenes* (*Strep*), *Vibrio cholerae*, *Adenovirus Type 5* (*Adenovirus*) at (1:16 dilution) (8 ounces per gallon [of water]), *Adenovirus Type 7* (*Adenovirus*) at (1:16 dilution) (8 oz. per gallon of water), *Hepatitis B Virus* (HBV), *Hepatitis C Virus* (HCV), *Herpes Simplex Virus Types 1 & 2* (*Herpes*), *HIV-1* (the AIDS virus), *Human Coronavirus*, *Influenza Type A/Brazil* (*Influenza*), *Norwalk Virus* (*Norovirus*), *Respiratory Syncytial Virus* (RSV), *Rotavirus*, *SARS Associated Coronavirus* (*SARS*) (cause of Severe Acute Respiratory Syndrome), *Vaccinia* (*Pox virus*), *Canine Distemper Virus*, *Feline Calicivirus*, *Newcastle's Disease Virus*, *Pseudorabies Virus*, *Trichophyton mentagrophytes* (the Athlete's Foot Fungus), and *Aspergillus niger*.

Microban QGC reduces 99.99% of *Staphylococcus aureus*, and *Klebsiella pneumoniae* in 60 seconds.

Microban QGC meets EPA efficacy standards for hospital disinfectants.

Microban QGC meets AOAC efficacy standards for hard surface sanitizers.

Microban QGC is a Sanitizer for porous and non-porous Non-Food Contact Surfaces at (1:256 dilution) (200 ppm active) (0.5 ounce per gallon) according to the method for Sanitizers-Non Food Contact Surfaces, modified in the presence of 500 ppm hard water plus 5% organism serum, in 60 seconds against:

Staphylococcus aureus *Klebsiella pneumoniae*

Microban QGC is a mildewstat at (1:64 dilution) (2 ounces per gallon) and will effectively inhibit the growth of mold and mildew and the odors caused by them when applied to hard, non-porous surfaces (as indicated in the "Directions for Use" section of this label).

Respiratory illnesses attributable to Pandemic 2009 H1N1 are caused by influenza A virus. **Microban QGC** is a broad-spectrum hard surface disinfectant that has been shown to be effective against Influenza A virus and is expected to inactivate all influenza A viruses including Pandemic 2009 H1N1 (formerly called swine flu).

Microban QGC has demonstrated effectiveness against influenza A virus and is expected to inactivate all influenza A viruses including Pandemic 2009 H1N1 influenza A virus.

This product has demonstrated effectiveness against influenza A virus and is expected to inactivate all influenza A viruses including Pandemic 2009 H1N1 (formerly called swine flu).

Kills Pandemic 2009 H1N1 influenza A virus (formerly called swine flu).

Kills Pandemic 2009 H1N1 influenza A virus.

Microban QGC is a Hospital Disinfectant at (1:64 dilution) (2 ounces per gallon), Bactericidal according to the AOAC Use-Dilution Test method, Fungicidal according to the AOAC fungicidal test, Virucidal* according to the qualification, modified in the presence of 400 ppm hard water plus 5% organic serum against:

(Bacteria:)

Pseudomonas aeruginosa (*Pseudomonas*)

Staphylococcus aureus (*Staph*)

Salmonella enterica (*Salmonella*)

Acinetobacter baumannii (*Acinetobacter*)

Brevibacterium ammoniagenes (*Brevibacterium*)

Campylobacter jejuni (*Campylobacter*)

Community Associated Methicillin-Resistant Staphylococcus aureus (CA-MRSA) (NRS384) (USA300)

Community Associated Methicillin-Resistant Staphylococcus aureus (CA-MRSA) (NRS123) (USA400)

Enterobacter aerogenes

Enterococcus faecalis (*Enterococcus*)

Enterococcus faecalis - Vancomycin resistant (VRE)

Escherichia coli (*E. coli*)

ESBL Escherichia coli - (Extended spectrum beta-lactamase producing E. coli)

Klebsiella pneumoniae (*Klebsiella*)

Legionella pneumophila

Pseudomonas cepacia (*Pseudomonas*)

Salmonella schottmuelleri (*Salmonella*)

Salmonella typhi (*Salmonella*)

Serratia marcescens

Shigella dysenteriae (*Shigella*)

Staphylococcus aureus Methicillin-Resistant (MRSA)

Staphylococcus aureus Multi-Drug Resistant

Staphylococcus aureus - Vancomycin Intermediate Resistant - (VISA)

Streptococcus pyogenes (*Strep*)

Vibrio cholerae

(Viruses:)

**Adenovirus Type 5* (*Adenovirus*) at (1:16 dilution) (8 oz. per gallon of water)

**Adenovirus Type 7* (*Adenovirus*) at (1:16 dilution) (8 oz. per gallon of water)

**Hepatitis B Virus* (HBV)

**Hepatitis C Virus* (HCV)

**Herpes Simplex Virus Type 1* (*Herpes*)

**Herpes Simplex Virus Type 2* (*Herpes*)

**HIV-1* (the AIDS Virus)

**Human Coronavirus*

**Influenza Type A / Brazil* (*Influenza*)

**Norwalk Virus* (*Norovirus*)

**Respiratory Syncytial Virus* (RSV)

**Rotavirus*

**SARS Associated Coronavirus* (*SARS*) (cause of Severe Acute Respiratory Syndrome)

**Vaccinia* (*Pox Virus*)

(Fungi:)

Aspergillus niger

Trichophyton mentagrophytes (the Athlete's Foot Fungus) (A Cause of Ringworm) (A Cause of Ringworm of the Foot)

(Note to Reviewer: Language in () or [] is optional or interchangeable)

PELIGRO:

Si no sabe inglés, solicite instrucciones a su supervisor antes de usar este producto.

70915

DIRECTIONS FOR USE:

It is a violation of Federal Law to use this product in a manner inconsistent with its labeling.

(Instrucciones de uso)

El empleo de este producto de manera contraria a lo indicado en su etiqueta constituye una violación de la Ley Federal.)

(Note to reviewer: For labels that list medical premises and metal and / or stainless steel surfaces, one of the following statements must be used:)

This product is not to be used as a terminal sterilant/high level disinfectant on any surface or instrument that (1) is introduced directly into the human body, either into or in contact with the bloodstream or normally sterile areas of the body, or (2) contacts intact mucous membranes but which does not ordinarily penetrate the blood barrier or otherwise enter normally sterile areas of the body. This product may be used to preclean or decontaminate critical or semi-critical medical devices prior to sterilization or high level disinfection.

(or)

This product is not for use on medical device surfaces.

PREPARATION OF USE-SOLUTION:

Add (mix) 2 oz. per gallon of water [(1:64)], to disinfect hard, non-porous surfaces. For heavy-duty cleaning use, add (mix) 8 oz. [of (the product) (of Microban QGC) per gallon of water (1:16).

-or-

[Note to reviewer – the following use-solution instructions will be used when sold in a four ounce bottle.]

Add (mix) 3 capfuls (of [Microban QGC] [concentrate]) per 32 oz of water (.5 oz. per 32 oz. of water) to disinfect hard, non-porous surfaces.

DISINFECTION/VIRUCIDAL*/FUNGICIDAL/MOLD AND MILDEW CONTROL DIRECTIONS:

Apply **use-solution** to hard (inanimate) non-porous surfaces thoroughly wetting surfaces as required, with a cloth, mop, sponge, or sprayer.

For heavily soiled areas, a preliminary cleaning is required.

For sprayer applications, use a coarse mist pump or trigger sprayer. Spray 6-8 inches from [the] surface, rub with brush, sponge, or cloth. Do not breathe spray mist.

Treated surfaces must remain wet for 10 minutes. Prepare a fresh solution daily or more frequently if use solution becomes visibly diluted or soiled.

Thoroughly rinse all surfaces which come into contact with food such as countertops, appliances, tables and stovetops with potable water before reuse. This product is not to be used on glassware, dishware, cookware and utensils.

SANITIZING NON-FOOD CONTACT SURFACE DIRECTIONS:

Add (mix) 0.5 oz. per gallon of water [of (product) (Microban QGC)], to sanitize hard porous and non-porous environmental surfaces. Treated surfaces must remain wet for 60 seconds. Let air dry. Do not use in food preparation, food handling and food storage areas. This product is not to be used on glassware, dishware, cookware and utensils.

NON-ACID TOILET BOWL AND URINAL DISINFECTANT/CLEANER DIRECTIONS:

From Concentrate:

Remove gross filth and heavy soil from toilet bowl. Then flush. Add 2 oz. [of (the product) (Microban QGC)] to the toilet bowl and mix. Brush thoroughly over exposed surfaces and under the rim allow to stand for 10 minutes and flush.

From use-solution:

Remove gross filth and heavy soil from toilet bowl. Use a brush or swab to thoroughly clean bowl surfaces, especially under the rim. Empty toilet bowl or urinal and apply a 2 oz./gal. (1:64) **use-solution** to exposed surfaces including under the rim with a brush, swab, cloth, mop, sponge or coarse mist pump or trigger sprayer. Brush or swab thoroughly, allow to stand for 10 minutes and flush.

For Heavy-Duty Cleaning use:

Remove gross filth and heavy soil from toilet bowl. Use a brush or swab to thoroughly clean bowl surfaces, especially under the rim. Empty toilet bowl or urinal and apply a 8 oz./gal. (1:16) **use-solution** to exposed surfaces including under the rim with a brush, swab, cloth, mop, sponge, or coarse mist pump or trigger sprayer, allow to stand for 10 minutes and flush.

(Note to Reviewer: Language in () or [] is optional or interchangeable)

KILLS HIV ON PRECLEANED ENVIRONMENTAL SURFACES/OBJECTS PREVIOUSLY SOILED WITH BLOOD/BODY FLUIDS

In health care settings or other settings in which there is an expected likelihood of soiling of inanimate surfaces/objects with blood or body fluids and in which the surfaces/objects likely to be soiled with blood or body fluids can be associated with the potential for transmission of human immunodeficiency virus Type 1 (HIV-1) (associated with AIDS).

"SPECIAL INSTRUCTIONS FOR CLEANING AND DECONTAMINATION AGAINST HIV-1 ON SURFACES/OBJECTS SOILED WITH BLOOD/BODY FLUIDS."

PERSONAL PROTECTION: Clean-up must always be done wearing protective latex gloves, gowns, masks and eye protection.

CLEANING PROCEDURE: Blood and other body fluids containing HIV must be thoroughly cleaned from surfaces and objects before application of **Microban QGC**.

CONTACT TIME: Leave surface wet for 2 minutes with (2 ounces [of Microban QGC] per gallon [of water]) use-solution. Use a 10 minute contact time for disinfection against all other virus, bacteria, and fungi claimed.

DISPOSAL OF INFECTIOUS MATERIALS: Blood, body fluids, cleaning materials and clothing must be autoclaved and disposed of according to local regulations for infectious waste disposal.

SALON (BARBER) INSTRUMENTS AND TOOLS DISINFECTANT DIRECTIONS:

Mix 4 ounces of **Microban QGC** per gallon of water, or 1 ounce of **Microban QGC** per quart of water to disinfect hard non-porous instruments and tools. **INSTRUMENTS AND TOOLS:** Completely immerse brushes, combs, rollers, manicure and other salon instruments and tools for 10 minutes. For heavily soiled instruments and tools, a preliminary cleaning is required. Rinse thoroughly and dry before use. Prepare fresh solution daily or more often if solution becomes diluted, cloudy or soiled. **PERFORMANCE:** Using directions shown above, **Microban QGC** has been found to be effective as a pseudomonacide, bactericide, germicide, fungicide (Trichophyton mentagrophytes), and virucide* (Herpes simplex Type 1 and Type 2) and Human immunodeficiency virus, HIV-1 (AIDS virus)

NOTE: Plastics may remain immersed until ready to use. Stainless steel shears and instruments must be removed after 10 minutes, rinsed, dried, and kept in a clean non-contaminated receptacle. Prolonged soaking may cause damage to metal instruments.

FUNGICIDAL DIRECTIONS:

For use in areas such as locker rooms, dressing rooms, shower and bath areas and exercise facilities follow disinfection directions. At 2 ounces [of Microban QGC] per gallon [of water] (1:64) in 250 ppm hard water and 5% serum, **Microban QGC** is an effective one-step fungicide against Trichophyton mentagrophytes (the athlete's foot fungus). At 2 ounces [of Microban QGC] per gallon [of water] (1:64) in 400 ppm hard water, Microban QGC is an effective one-step fungicide against Trichophyton mentagrophytes (the athlete's foot fungus) on precleaned surfaces.

MOLD AND MILDEW CONTROL:

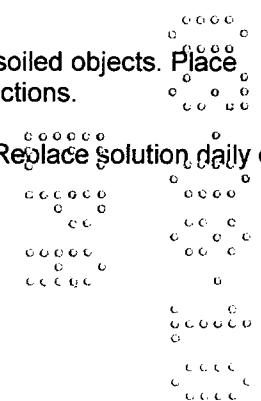
At 2 ounces per gallon **Microban QGC** [is a mildewstat and] will effectively inhibit the growth of mold and mildew and the odors caused by them when applied to hard nonporous surfaces. Follow disinfection directions. Allow to dry on surface. Repeat when mildew growth returns.

ULTRASONIC BATH DISINFECTANT DIRECTIONS:

Use **Microban QGC** to disinfect hard (inanimate) non-porous non-critical instruments compatible with Ultrasonic cleaning units.

Pour fresh solution of 2 oz. per gallon of water (1:64) directly into bath chamber. Preclean soiled objects. Place objects into unit and operate for a minimum of 10 minutes, according to manufacturers directions.

Remove objects and rinse with sterile water (sterile water for injection), or allow to air dry. Replace solution daily or more often if solution becomes visibly dirty or discolored.



(Note to Reviewer: Language in () or [] is optional or interchangeable)

90915

FOR USE WITH BOWL CLEANING TOOL:

Specifically formulated for daily and light cleaning of toilet bowls and urinals. Dispensed from the Bowl Cleaning tool, this 8 ounce container cleans more toilets than a full quart of regular bowl cleaner.

- Concentrated – Cleans up to 37 toilet bowls.
- Cost efficient – Metered dispensing combined with concentrated cleaner.
- Disinfectant – Broad-spectrum antimicrobial agent or disinfectant for use on inanimate hard surfaces.
- Deodorizer – Deodorizes as it disinfects, by controlling malodors produced by microorganisms found in such areas as urinals and toilet bowls.

This product has been specifically designed for hospitals, nursing homes, and schools where housekeeping is of prime importance. It deodorizes as it cleans by killing microorganisms in urinals and toilet bowls. Efficacy tests have demonstrated that this product, used as directed, is a proven "one-step" bactericide and virucide* in water up to 400 ppm hardness in the presence of organic soil (5% blood serum). Gross filth and heavy soil must be removed prior to application of this product. This product is for use on hard, non-porous inanimate surfaces (toilet bowls and urinals) and is to be dispensed only out of the Cleaning Tool.

To disinfect, deodorize and clean:

1. Remove Water: Force water into the bowl or urinal trap with the Bowl Cleaning Head.
2. Apply Cleaner: Prior to application of the product, remove gross filth and heavy soil. Slide Trigger Stop to the "ON" position. Squirt concentrated bowl cleaner under and around the rim – minimum of 3 squirts – to thoroughly wet exposed surfaces for toilet bowls and urinals as required.
3. Clean: Wipe all surfaces with the swab portion of the head, so as to wet thoroughly. Scour with the scrub pad under the flush ring, or to remove stubborn stains.
4. Wait: Allow to remain wet for 10 minutes. Flush. Rinse Cleaning head in flush water. Drain head and shake off excess water. Repeat cleaning if necessary.
5. Lock/Store: Slide the Trigger Stop to the "LOCK" position.

TO DISINFECT FOOD PROCESSING PREMISES:

Before using this product, food products and packaging materials must be removed from area or carefully protected. For floors, walls, and storage areas, add 2 oz. [of Microban QGC] per gallon of water. For heavily-soiled areas, a pre-cleaning step is required. Apply solution with a mop, sponge or hand pump trigger sprayer so as to wet all surfaces thoroughly. For sprayer applications, use a coarse spray. Allow to remain wet for 10 minutes. Then remove excess liquid. After use, all surfaces in the area must be thoroughly rinsed with potable water.

TO DISINFECT FOOD SERVICE ESTABLISHMENT FOOD CONTACT SURFACES:

For countertops, appliances, and tables. Before using this product, food products and packaging materials must be removed from area or carefully protected. Add 2 oz. [of Microban QGC] per gallon of water. For heavily-soiled areas, a pre-cleaning step is required. Apply solution with a mop, sponge or hand pump trigger sprayer so as to wet all surfaces thoroughly. For sprayer applications, use a coarse spray. Allow to remain wet for 10 minutes. Then remove excess liquid and rinse the surface with potable water.

FOR USE ON NON-FOOD CONTACT SURFACES AS A GENERAL DISINFECTANT IN BREWERY INDUSTRY:

Add 3.5 oz. [of Microban QGC] per 5 gallons of water (or equivalent use dilution). Follow the general disinfection directions above.

Directions for Fogging: For use in dairies, beverage, and food processing plants. To treat hard, non-porous room surfaces as an adjunct to acceptable manual cleaning and disinfecting as described above. Wear a dust mist respirator when mixing the use solution and pouring it into the fogging apparatus. Thoroughly clean all surfaces with soap or detergent and rinse with water. Mix two parts of product to one part water (2 gallons to 1 gallon of water). Insert nozzle of fogger through suitable opening to room. With the setting in maximum output, for one minute for each 4000 cubic feet of space in the room. Vacate the area of all personnel during fogging and for a minimum of 2 hours after fogging. All food contact surfaces must be thoroughly rinsed prior to reuse with potable water. **NOTE:** The fog generated is irritating to the eyes, skin, and mucous membranes. Under no circumstances must a room or building be entered by anyone within two hours of the actual fogging and a minimum of 4 air exchanges (ACH) per hour in the facility. If the building must be entered, then the individuals entering the building must wear a self-contained respirator approved by NIOSH/MSHA, goggles, long sleeve, and long pants.

FOGGING IS TO BE USED AS AN ADJUNCT TO ACCEPTABLE MANUAL CLEANING AND DISINFECTING OF ROOM AND MACHINE SURFACES.

(Note to Reviewer: Language in () or [] is optional or interchangeable)

DISINFECTION OF ANIMAL CARE VETERINARY CLINICS:

Microban QGC is effective against Avian Influenza Virus (H3N2), Avian Influenza Virus (H5N1), Avian Infectious Bronchitis virus, Pseudorabies virus, Canine Distemper virus, Feline Calicivirus, Newcastle's Disease virus.

100415

Add (mix) 2 oz. [of Microban QGC] per gallon of water, to disinfect hard, non-porous surfaces. For heavy-duty use, add (mix) 8 oz. per gallon of water (1:16).

Remove all animals and feed from premises. Remove all litter and manure from floors, walls, surfaces and fixtures occupied or traversed by animals. Empty all feeding and watering appliances. Thoroughly clean all surfaces with soap or detergent and rinse with water. Saturate all surfaces with the disinfecting solution for a period of 10 minutes. Immerse all types of equipment used in handling and restraining animals, and scrapers used for removing litter and manure. Ventilate buildings and allow surfaces to air dry before reintroducing animals. Thoroughly scrub all feeding and watering appliances with soap or detergent, and rinse with potable water before reuse.

BARN DISINFECTION:

Add (mix) 2 oz. per gallon of water, to disinfect hard, non-porous surfaces. For heavy-duty use, add (mix) 8 oz. per gallon of water (1:16).

Remove all animals and feed from premises, vehicles and enclosures. Remove all litter and manure from floors, walls, surfaces of barns, pens, stalls, chutes and other facilities and fixtures occupied and traversed by animals. Empty all troughs, racks and other feeding and watering appliances. Thoroughly clean all surfaces with soap or detergent and rinse with water. Saturate all surfaces with the disinfecting solution for a period of 10 minutes. Immerse all halters, ropes and other types of equipment used in handling and restraining animals, as well as forks, shovels and scrapers used for removing litter and manure. Ventilate buildings, cars, boats and other closed spaces. Do not house livestock or employ equipment until treatment has been absorbed, set or dried. Thoroughly scrub all treated feed racks, mangers, troughs, automatic feeders, fountains and watering appliances with soap or detergent, and rinse with potable water before reuse.

POULTRY (AND SWINE) PREMISE DISINFECTION:

Remove all animals and feeds from premises, trucks, coops, and crates. Remove all litter, droppings, and manure from floors, walls, and surfaces of facilities occupied or traversed by animals. Empty all troughs, racks, and other feeding and watering appliances. Thoroughly clean all surfaces with soap or detergent and rinse with water. Use 2 ounces of **Microban QGC** per gallon of water (1:64). Saturate surfaces with the disinfecting solution for a period of 10 minutes. Ventilate buildings, coops, and other closed spaces. Do not house animals or employ equipment until treatment has been absorbed, set, or dried. Thoroughly scrub treated feed racks, troughs, automatic feeders, fountains and waterers with soap or detergent, and rinse with potable water before reuse.

HATCHERIES:

Follow directions for Poultry (and Swine) Premise Disinfection. Use 2 ounces of **Microban QGC** per gallon of water (1:64) to treat hatching trays, setters, trays, racks, carts, sexing tables, delivery trucks and other hard nonporous surfaces. Leave all treated surfaces exposed to disinfectant wet for 10 minutes or more.

FOGGING DEVICE HATCHERY ROOM SANITIZER /FOGGING DEVICE INCUBATOR AND HATCHER SANITIZER DIRECTIONS:

Remove all animals and feed from premises, vehicles and enclosures. Remove all litter and manure from floors, walls and surfaces of the room to be treated. Empty all troughs, racks and other feeding and watering appliances. Thoroughly clean all surfaces with soap or detergent and rinse with water. Wear a dust mist respirator when mixing the use solution and pouring it into the fogging apparatus. Close room off so fog is confined to room to be treated.

[For Hatchery Room: **Mix two parts of product to one parts water (2 gallons to 1 gallon of water)**. Insert nozzle of fogger through suitable opening to room. With the setting in maximum output, for one minute for each 4000 cubic feet of space in the room.]

[For Incubator and Hatcher: **Mix 24 oz. per 104 oz of water**. Fog 3-8 oz into setters and hatching trays immediately after transfer. Repeat daily in setters and every 12 hours in hatching trays. Discontinue hatching trays treatment at least 24 hours prior to pulling the hatch. It is acceptable to fog setters and hatching trays with 2 oz per gallon on an hourly or every other hourly basis. If this solution is used, fog for 30-90 seconds once per hour or once every 2 hours.]

Under no circumstances must a room or building be entered by anyone within two hours of the actual fogging and a minimum of 4 air exchanges (ACH) per hour in the facility. If the room or building must be entered then individuals entering the room or building must wear a self contained respirator approved by NIOSH/MSHA, goggles, long sleeve shirt, and long pants. When fogging is complete, ventilate buildings, and other closed spaces. Do not allow people

(Note to Reviewer: Language in () or [] is optional or interchangeable)

11/04/15

to contact or breathe this fog. Do not use livestock or empty equipment until treatment has been absorbed or dried. Thoroughly scrub all treated feed racks, mangers, troughs, and rinse with potable water before reuse.

FOGGING IS TO BE USED AS AN ADJUNCT TO ACCEPTABLE MANUAL CLEANING AND DISINFECTING FOR ROOM AND MACHINE SURFACES.

VEHICLES:

Clean all vehicles including mats, crates, cabs and wheels with high pressure water and **Microban QGC**. Use 2 ounces of **Microban QGC** per gallon of water (1:64) to treat all vehicles. Leave all treated surfaces exposed to disinfectant solution wet for 10 minutes or more.

SHOE BATH SANITIZER DIRECTIONS:

To prevent cross contamination into animal areas, Shoe Baths containing one inch of freshly made sanitizing solution should be placed at all entrances to buildings and hatcheries. Scrape waterproof boots and shoes and place in a 2 ounce per gallon of water (1:64) solution for 60 seconds prior to entering area. Change the sanitizing solution in the bath at least daily or when solution appears dirty.

DRESSING PLANT DISINFECTANT DIRECTIONS:

Gross filth and heavy soil must be removed prior to application of the product. Disinfect equipment, utensils, walls and floors in poultry and animal dressing plants with a solution of 2 ounces per gallon of water (1:64). Equipment and utensils must remain wet for 10 minutes then thoroughly rinsed with potable water before operations are resumed. Disinfect offal rooms, exterior walls and loading platforms of dressing plants.

CITRUS CANKER DISEASE CONTROL:

For prevention of Citrus Canker Disease through treatment of precleaned equipment. Effective against *Xanthomonas axonopodis* pv. citri (Citrus Canker Disease) at 2000 ppm active quat. Treatments can be applied to trucks, attached trailers, field harvesting equipment including cargo area, wheels, tires, undercarriage, hood, roof, fenders, and any other hard nonporous part of the equipment that can be taken into infested areas. Thoroughly clean all surfaces with soap or detergent and rinse with water. Then saturate surfaces with a 1:27.5 use-dilution (4¾ oz. of Microban QGC per gallon of water) (19 oz. of Microban QGC per 4 gallons of water, or equivalent dilution) (2000 ppm active quat) for a period of 10 minutes. Allow to air dry. All surfaces that come in contact with food or crop must be rinsed with potable water before reuse. To prevent the spread of Citrus Canker Disease by this artificial means of transportation, treatments are made by trigger spraying, dipping or brushing. Clothing must be either rinsed or laundered before reuse. Footwear must be rinsed before reuse.

FOR CONTROL OF THE DROSOPHILA SPP. AND PHORIDAE FAMILY OF FLIES ON NON-FOOD CONTACT SURFACES:

Control flies on non-food contact surfaces such as floors, walls, countertops, metal surfaces, painted surfaces, glazed porcelain, glazed tile, glass, chrome, rubber, and plastic in restaurants, kitchens, dishwashing areas, and bar and wait station areas. Remove food and food packaging prior to use. Cover exposed food handling surfaces. After removing gross filth, apply a solution of 1.16 ounces of this product per gallon of water (or equivalent use dilution) (450 ppm active quat) to surfaces and locations where flies may breed. Spray surfaces thoroughly or apply by pouring, mopping or sponging on the surface. Repeat application 1-2 times per week or as needed. Do not contaminate food and food packaging.

FOR CONTROL OF SMALL FLIES IN DRAINS:

For control of small flies: *Drosophila* spp. And the *Phoridae* family. Spray or pour solution of 1.16 ounces of this product per gallon of water (or equivalent use dilution) (450 ppm active quat) into drain during time of lowest level of drain use. Add 14 ounces of solution daily to each drain to maintain fly control. Apply around the edge of the drain and coat all sides of inside drain.

PERSONAL PROTECTIVE EQUIPMENT:

To Clean and Disinfect: Use 2 ounces of (this product) (Microban QGC) per gallon of water to clean and disinfect nonporous personal protective safety equipment, protective headgear, hard hats, half mask respirators, full face breathing apparatus, gas masks, goggles, spectacles, face shields, hearing protectors and ear muffs. Treated surfaces must remain wet for 10 minutes. Rinse equipment with clean warm water (about 120° F) and allow to air dry prior to reuse. (Caution: cleaning at a 120° F temperature will avoid overheating and distortion of the personal safety equipment that would necessitate replacement).

To Sanitize: Add (mix) 0.5 oz. [of Microban QGC] per gallon of water. Treated surfaces must remain wet for 60 seconds. Allow to air dry. Rinse equipment with clean warm water (about 120° F) and allow to air dry prior to reuse.

(Note to Reviewer: Language in () or [] is optional or interchangeable)

12 of 15

NOTE: Use in conjunction with the use instructions provided with the safety equipment to avoid damaging the equipment.

UNDERWATER DIVING EQUIPMENT:

To Clean and Deodorize: Use this product to clean and deodorize porous and non-porous surfaces of underwater diving equipment such as regulators, valves, manifolds, gas re-breathers, goggles/masks, fins, snorkels, wetsuits, dry suits, neoprene garments, gloves, buoyancy control devices, inflatable wings, harnesses, hoods, water shoes, lift bags, underwater illumination devices, etc. Immerse equipment in a solution of 2 ounces per gallon for 60 seconds. When desirable, rinse equipment with clean water and allow to air dry prior to reuse. (Note: cleaning at 120° F temperature or lower will avoid overheating and distortion of the underwater diving equipment). **NOTE:** Use in conjunction with the use instructions provided with the equipment to avoid damaging the equipment.

To Disinfect: Use this product to disinfect all hard, non-porous surfaces of the following underwater diving equipment: regulators, valves, manifolds, gas re-breathers, goggles/masks, fins, snorkels, buoyancy control devices, inflatable wings, harnesses, hoods, water shoes, lift bags, underwater illumination devices, etc. Immerse equipment in a solution of 2 ounces per gallon for 10 minutes. Rinse equipment with clean water and allow to air dry prior to reuse. (Note: cleaning at 120° F temperature or lower will avoid overheating and distortion of the underwater diving equipment). **NOTE:** Use in conjunction with the use instructions provided with the equipment to avoid damaging the equipment.

Solutions of **Microban QGC** when prepared according to label instructions are alkaline in nature (pH of 12.4). Refer to equipment instructions manual to ensure compatibility with alkaline cleaning solutions.

WATERBED CONDITIONER:

Controls the growth of odor-causing and slime-forming bacteria when used in waterbeds. Prevents bubbles, preserves plasticizers, conditions vinyl interior, and sequesters minerals. If bed has not been treated properly, drain bed completely. Add 15 gallons of water, mix vigorously, drain bed again. Fill the bed with water and follow dosage instructions.

Dosage: To control growth of odor-causing and slime-forming bacteria, add 8 fluid ounces in a free flow waterbed of 90 to 180 gallon capacity. Add 16 fluid ounces in a waveless/fiber waterbed mattress of 90 to 180 gallon capacity. Repeat application every 4 to 6 months.

COMMERCIAL AND INDUSTRIAL LAUNDRY USES:

For residual bacteriostatic activity against gram negative and/or gram positive odor-causing bacteria, residual self-sanitizing activity against Klebsiella pneumonia and Staphilococcus aureus, use this product as directed.

Initial Treatment: Use 20 ounces of this product (or equivalent use dilution) per 100 pounds of fabric (dry weight). Dilute the appropriate amount on this product in one to two gallons of water then add this solution to the wash wheel at the beginning of the final rinse cycle. A minimum rinse of cycle time of 5 minutes is required.

Repeat Treatment: Follow Initial Treatment directions and re-treat fabric after each washing (or if odor persists).

LAUDRY BACTERIOSTAT FOR COMMERCIAL, INDUSTRIAL, AND NON-MEDICAL INSTITUTIONAL LAUNDRY:

This product provides the fabric with residual bacteriostatic activity against odor causing gram-negative and gram-positive bacteria when this product is added to the final rinse at a rate of 20 ounces per 100 lbs. of dry laundry.

LAUNDRY DEODORIZER (AGAINST ODOR-CAUSING BACTERIA):

Use 6 ounces per 100 lbs. of dry weight fabric. Dilute the appropriate amount of this product in one to two gallons of water, and then add to the wash wheel in the final rinse. Re-treat fabric after each washing. For activity against odor causing bacteria, conditions of high relative humidity or contamination are required.

PRESERVATION AGAINST MILDEW BY SOAKING:

Use 20 ounces of this product per 100 lbs. of dry weight fabric. A minimum soaking time of 5 minutes is required.

LAUNDRY SANITIZER:

For sanitizing step, fill washer to low water level with a minimum water temperature of 95°F. Using an appropriate dispenser, inject product into the sanitizing rinse step at the rate of 2 oz./gal of water (or equivalent dilution) to yield 780 ppm active quat. Treat the laundry for a minimum of 5 minutes at a minimum temperature of 95°F. Other laundry additives, such as fabric softener, laundry soaps, starch and sizing must be used per manufacturer's instructions in subsequent rinse cycles after the sanitizing rinse cycle.

(Note to Reviewer: Language in () or [] is optional or interchangeable)

130A15

When added at a rate of 2 oz. per gallon of water (or equivalent dilution) to yield 70 ppm active quat, this product provides sanitization against *Staphylococcus aureus*, *Klebsiella pneumoniae*, *Pseudomonas aeruginosa*, and Methicillin-resistant *Staphylococcus aureus* (MRSA). This product is effective in rise water up to 200 ppm hard water.

-or-

This product is used in the final, warm rinse cycle at a low water level. Dilute the appropriate amount of this product (2 oz. per gallon of water or equivalent use dilution), then add to the wash in the final rinse, or dispense directly through automatic dispensing equipment. Run for a minimum of 5 minutes. Retreat as necessary. This product will not harm fabric. Do not use in the presence of, or mix with other chemicals.

KILLS HIV-1 ON LAUDRY IN COMMERCIAL, INDUSTRIAL, AND INSTUTIONAL APPLICATIONS:

This product provides virucidal activity against HIV-1 on fabrics when pre-soaked with a 10-minute contact time followed by normal washing in detergent and rinsing at a rate of 24 oz. per 100 lbs. of dry laundry in water hardness of 400 ppm.

TO TREAT CARPETS AGAINST ODOR-CAUSING BACTERIA, FOR HOME, INSTITUTIONAL, INDUSTRIAL AND HOSPITAL USE:

Use this product on carpets to control the growth of odor-causing bacteria and fungi. It can be used in industrial and institutional areas such as homes, motels, hotel chains, nursing homes and hospitals.

Vacuum carpet thoroughly prior to application. Mix 2 ounces of (product) (Microban QGC) per gallon of water. Follow the injection and/or extraction procedures as specified for any conventional steam cleaning equipment you are using. For rotary floor machines, mix 4 ounces (of Microban QGC) per gallon of water and spray on carpet at a rate of 300-500 square feet per gallon.

For use on washable synthetic fibers. Do not use on wool. Test color fastness of carpet before use. Apply diluted product to a small-concealed spot, then rub with a clean white cloth. If color changes or transfers to cloth, a water-based product should not be used.

After using the product, set carpet pile in one direction with a stiff brush. Place aluminum foil under the legs of furniture while carpet is drying. Over wetting can cause carpet to shrink. Manufacturer assumes no responsibility for over wetting misuse.

Note: This product is not to be mixed with other products

DEODORIZER DIRECTIONS:

Nursing Homes, Hospitals, Hotels, Schools, Restaurants: Use 2-4 ounces of **Microban QGC** in chemical toilets, waste receptacles, bed pans, drainage bottles, diaper pails, hampers, disposals, commodes and air conditioner pans to eliminate odors.

Mopping Solutions, Automatic Scrubbers: Using 4-8 ounces per gallon of cleaning solution eliminates undesirable odors.

Laundry: 4-8 ounces per load added during the final rinse cycle deodorizes all offensive odors.

Air Freshener/Automotive Uses: Use 2 ounces [of (the product) (Microban QGC)] per gallon of water [(1 part **Microban QGC** to 64 parts water)] [(1:64)] or desired concentration to clean and deodorize. Thoroughly wet surfaces with a cloth, mop or sprayer and allow to air dry. The **Microban QGC** solution will effectively neutralize damp musty odors caused by mildew on surfaces in storage areas, basements, closets and bathrooms. The **Microban QGC** solution is also effective on cooking odors (garlic, fish, onions, etc.) when used to clean walls, floors, countertops, stovetops, sinks, appliances, tables, chairs and cabinets. The **Microban QGC** solution will eliminate odors from tobacco smoke, musty carpets and spilled beverages in automobiles when used on leather, vinyl, plastic, metal, and stainless steel surfaces. Treatment of food contact surfaces, such as countertops, stovetops, appliances and tables, must be followed with a potable water rinse. This product is not to be used on glassware, dishware, cookware and utensils.

Carpets: (Test hidden area for color fastness). 2-4 ounces per gallon of shampoo solution eliminates odors associated with urine, vomit, smoke, and mildew. Reapply after cleaning for additional freshening effects. Allow to dry.

RV Holding Tanks: Cover bottom of holding tank with water and add 4 ounces to control malodors. For kitchen waste, add 2 ounces of **Microban QGC** to the gray water tank to eliminate malodors.

Pet Odors: (Test hidden area for color fastness). Eliminates odors from urine, feces and vomit on carpet and upholstery. Use 32 ounces per gallon of water or desired amount. Clean prior to application then spray use solution onto affected areas. **Microban QGC** is also an effective odor neutralizer on pet bedding and litter boxes. Allow to dry.

(Note to Reviewer: Language in () or [] is optional or interchangeable)

C

15 of 15

(Note to Reviewer: For non-refillable containers that are one gallon or less and that only list household/residential uses:)

STORAGE AND DISPOSAL

Store in original container in areas inaccessible to children or persons unfamiliar with its use. Do not store on side. Avoid creasing or impacting of side walls. Non-refillable container. Do not re-use or refill this container. Discard in trash. Offer for recycling, if available.

(Note to Reviewer: For non-refillable containers that are one gallon or less and list uses other than household/residential:)

Store in original container in areas inaccessible to children or persons unfamiliar with its use. Do not store on side. Avoid creasing or impacting of side walls. Non-refillable container. Do not re-use or refill this container. Clean container promptly after emptying. Discard in trash. Offer for recycling, if available.

(Note to Reviewer: For non-refillable containers that are over one gallon in size:)

Do not contaminate water, food, or feed by storage or disposal.

PESTICIDE STORAGE: Do not store on side. Avoid creasing or impacting of side walls. Store in original container in areas inaccessible to children.

PESTICIDE DISPOSAL: Pesticide wastes are acutely hazardous. Improper disposal of excess pesticide, spray, or mixture of rinsate is a violation of Federal Law. If these wastes cannot be disposed of by use according to label instructions, contact your State Pesticide or Environmental Control Agency, or the Hazardous Waste representative at the nearest EPA Regional Office for guidance.

CONTAINER DISPOSAL: Non-refillable container. Do not reuse or refill this container. Clean container promptly after emptying.

Plastic Containers: Triple rinse (or equivalent). Then offer for recycling or reconditioning or puncture and dispose of in a sanitary landfill, or incineration, or, if allowed by state and local authorities, by burning. If burned, stay out of smoke.

Metal Containers: Triple rinse (or equivalent), then offer for recycling or reconditioning, or dispose of in a sanitary landfill, or by other procedures approved by state and local authorities.

CCCC
CCCC
C C C
C C C
CCCCC
C C C
CCCCC
C C C
CCCCC
C C C
CCCCC
C C C
CCCCC
C C C
CCCCC
C C C
CCCCC
C C C
CCCCC
C C C

(Note to Reviewer: Language in () or [] is optional or interchangeable)