

70385-5

11 / 10 / 2011

1 of 12

UNITED STATES ENVIRONMENTAL PROTECTION AGENCY

Ana Rodrigues-Koster
Agent for ProRestore Products
122 C street, N.W., Suite 740
Washington DC 20001

NOV 10 2011

SUBJECT: Microban Hospital Spray Plus
EPA Registration Number: 70385-5
Application Dated: May 9, 2011
Receipt Date: May 10, 2011

Dear Ms. Rodrigues-Koster:

The following amendment, submitted in connection with registration under the Federal Insecticide, Fungicide, and Rodenticide Act (FIFRA), as amended, is acceptable with comments.

- Remove all claims against *Pseudomonas aeruginosa*
- Remove all health-care use-sites
- Change the basic product name from MICROBAN HOSPITAL SPRAY PLUS to MICROBAN DISINFECTANT SPRAY PLUS.

Comments

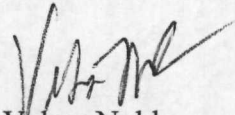
1. Revise the subheading "FOR INSTITUTIONAL, HOUSHOLD, FARM PREMISE USES AND ANIMAL QUARTERS" to read "*FOR HOUSHOLD, FARM PREMISE USES AND ANIMAL QUARTERS*"
2. Revise the 2-d paragraph on page 3 of the label by deleting "morgues" from the uses sites.
3. Correct the section "AS A CLEANER" on page 3 to read "*Apply Microban Disinfectant Spray Plus...*"
4. On page 4 revise the 23-d claim from the list of [Use in] "Commercial, Industrial, Institutional and Public Buildings" to read "*Commercial, Industrial and Public Buildings*".
5. On page 7 correct the heading "3.1 General Directions for MICROBAN HOSPITAL SPRAY PLUS Usage" to read "*MICROBAN DISINFECTANT SPRAY PLUS Usage*".

CONCURRENCES

SYMBOL	SURNAME	DATE						

A stamped copy of the accepted labeling is enclosed. Submit 1 copy of your final printed label before distributing or selling the product bearing the revised labeling. Should you have any questions concerning this letter, please contact Velma Noble at (703) 308-6233 or Emilia Oiguenblik at (703) 347-0199.

Sincerely,



Velma Noble
Product Manager (31)
Regulatory Management Branch I
Antimicrobials Division (7510P)

MICROBAN DISINFECTANT SPRAY PLUS

[FRAGRANCE FREE]

[MOLD &] MILDEWCIDE [MILDEWSTAT] • BACTERICIDE [BACTERIOSTAT]
• FUNGICIDE [FUNGISTAT]
DEODORANT AND DISINFECTANT (Anti-Microbial)

FOR ~~INSTITUTIONAL~~, HOUSEHOLD, FARM PREMISE USES AND ANIMAL QUARTERS

[Microban Disinfectant Spray Plus is a Broad Spectrum Disinfectant and is Also Effective Against Fungi, Mold & Mildew, and Odor Caused by Bacteria]
[Kills and controls Mold, Mildew, Fungus, and Bacteria]
[Commercial Multi-Purpose Antimicrobial Cleaner]
[Commercial Multi-Use Antimicrobial Treatment]
[Cleans, Disinfects, and Deodorizes]
*Apply 6 Months to Every 2 Years for Air Duct Applications]
Use in Fogging, Air Ducts, and Other HVAC System Components]

ACTIVE INGREDIENTS

o-Phenylphenol0.22%
Diisobutylphenoxyethoxy ethyl dimethyl
benzyl ammonium chloride monohydrate0.70%

INERT INGREDIENTS99.08%

TOTAL100.00%

E.P.A. Reg. 70385-5

E.P.A. EST. 70385-PA-001

KEEP OUT OF REACH OF CHILDREN WARNING

SEE OTHER PRECAUTIONS [ON SIDE PANEL] [BELOW]

(Note to Review: The following language will appear on labels containing the air ducts use site)

DIRECTIONS FOR USE ON AIR DUCTS ARE CONTAINED IN THE ATTACHED BOOKLET AND MUST BE READ COMPLETELY PRIOR TO USING THIS PRODUCT. IF THE BOOKLET IS MISSING, RETURN THIS PRODUCT TO THE PLACE OF PURCHASE AND OBTAIN A REPLACEMENT PACKAGE.

Net Contents 8 OZ. (0.237) Litres 1 PT. (0.473) Litres 1 QT. (0.946) Litres
 1 GAL. (3.785) Litres 5 GAL. (18.925) Litres 55 GAL. (208.175) Litres

ACCEPTED
with COMMENTS
in EPA Letter Dated:

NOV 10 2011

[Mfg by:] [Manufactured for:] [Distributed by:]
PRORESTORE PRODUCTS, 4660 Elizabeth Street, Coraopolis PA 15108
U.S. Patent No. 3,458,629

Batch Code: _____

Under the Federal Insecticide,
Fungicide, and Rodenticide Act as
amended, for the pesticide,
registered under EPA Reg. No. 70385-5

FIRST AID	
IF INHALED:	<ul style="list-style-type: none"> • Move person to fresh air. • If person is not breathing, call 911 or an ambulance, then give artificial respiration, preferably by mouth-to-mouth, if possible. • Call a Poison Control Center or doctor for further treatment advice.
IF SWALLOWED:	<ul style="list-style-type: none"> • Call a Poison Control Center or doctor immediately for treatment advice. • Have person sip a glass of water if able to swallow. • Do not induce vomiting unless told to do so by a poison control center or doctor. • Do not give anything by mouth to an unconscious person.
IF ON SKIN OR CLOTHING:	<ul style="list-style-type: none"> • Take off contaminated clothing. • Rinse skin immediately with plenty of water for 15-20 minutes. • Call a poison control center or doctor for treatment advice.
<p>Have the product container or label with you when calling a Poison Control Center or doctor or going for treatment.</p>	

**PRECAUTIONARY STATEMENTS:
HAZARDS TO HUMANS AND DOMESTIC ANIMALS**

WARNING: May be harmful if swallowed (inhaled or absorbed through the skin). Do not breathe vapors (dust or spray mist). Do not get in eyes, on skin or on clothing. May cause eye (and skin) irritation.

(Note to Review: The following language will appear on labels containing the air ducts use site)
[FOR AIR DUCT USAGE:]

<p>PERSONAL PROTECTION EQUIPMENT REQUIREMENTS FOR HANDLERS: All handlers must wear protective eyewear, long pants, long-sleeved shirts and chemical resistant gloves.</p> <p>SPECIAL INSTRUCTIONS FOR APPLICATORS: Applicators treating the inside of an air duct system with this product must wear chemical resistant coveralls, chemical resistant gloves, and chemical resistant goggles. In addition, the ductwork must be ventilated with an airflow of approximately 50 CFM per square foot of duct cross section. If this is not possible, OSHA confined space regulations must be followed and the requirements for a permit required space apply. These requirements include testing the atmosphere and use of adequate respirator protection. If the level of contamination cannot be determined, then maximum respiratory protection (SCBA or airline with an escape bottle) must be used. If needed, the full-face respirator should also be equipped with a spray mist pre-filter in addition to the charcoal filters.</p>
--

(Note to Review: The following language will appear on labels containing the air ducts use site)


ENGINEERING CONTROLS:
During ULV, mist or spray application, the duct system interior must be maintained under slight negative pressure (0.015 to 0.025 In. WG) with an outdoor exhaust or using a negative air machine equipped with HEPA filter. Avoid higher pressure differentials that would be likely to disrupt the coverage pattern.

STORAGE AND DISPOSAL

Storage: Keep from freezing. Store in ventilated areas. Do not contaminate water, food or feed by storage and disposal. Dispose leftovers in landfill approved for pesticides.

Pesticide Disposal: Wastes resulting from the use of this product may be disposed of on site or at an approved waste disposal facility.

Container Disposal: Nonrefillable container. Do not reuse or refill this container. Triple rinse (or equivalent). Then offer for recycling if available or puncture and dispose of in a sanitary landfill, or incineration, or, if allowed by state and local authorities, by burning. If burned, stay out of smoke.



GENERAL METHOD OF APPLICATION

Surfaces and objects must be cleaned of gross filth with suitable detergent before treatment. Spray surfaces and articles until thoroughly wet, use enough so that treated surfaces and objects remain wet for at least 10 minutes. May be applied with a sponge to impervious covers and surfaces, allowing to dry for 10 minutes. For fogging and other large volume applications use appropriate spraying equipment, protective clothing, gloves and respirator. Heavily treated spaces should be adequately ventilated and not re-entered for at least one hour after treatment.

AS A MILDEWCIDE, FUNGICIDE, BROAD SPECTRUM DISINFECTANT, AND VIRUCIDE*: (*Kills the influenza virus). In lobbies, hallways, washrooms, mop rooms, morgues, and veterinary clinics; in schools, hotels, motels, restaurants, vehicles, offices, homes and industrial buildings. For use on pre-cleaned hard non-porous surfaces such as tiled porcelain, waste receptacles, compactors, on, in and around rest room fixtures, toilet seats, locker rooms, telephones, door knobs, furniture and empty containerized storage units. For athletes foot fungus on floors, shower stalls, rest rooms. Follow method of application specified above.

AS A BACTERIOSTAT, FUNGISTAT AND DEODORIZING AGENT


Apply Microban Disinfectant Spray Plus as directed to floors, walls, ceilings that have been damaged by smoke, fire, floods and sewage backups. For cleanup operations in areas such as attics, wall voids, basements, areas above suspended ceilings and similar inaccessible spaces in buildings. [Spray avian, rodent and other animal and human wastes and carcasses as directed above, prior to removal and disposal.] Treat spaces and surfaces as specified in method of application. For use as a bacteriostat, fungistat and deodorizing agent on carpeting found in schools, hotels, motels, homes, vehicles, shelters and commercial, industrial and public buildings. After a flood or water damage, vacuum or extract as much water as possible before application. Apply full strength with sprayer until moist to carpet nap and rake or brush in. To treat the backing and padding, a fogger is recommended. Allow to remain until dry. For best results carpets should be cleaned before application.

AS A CLEANER

Apply Microban ~~Hospital~~ Spray Plus undiluted to surfaces with a cloth, mop, sponge, or sprayer. Wipe or allow to air dry.

TO DISINFECT FARM PREMISES, POULTRY HOUSES, ANIMAL PENS AND VEHICLES

Remove all animals and feed from premises, vehicles and enclosures. Remove all litter and manure from floors, walls and surfaces of barns, pens, stalls, chutes and other facilities and fixtures occupied or traversed by animals. Empty all troughs, racks and other feeding and watering appliances. Thoroughly clean all surfaces with soap or detergent and rinse with water. Saturate all surfaces with the recommended disinfecting solution for a period of ten minutes. Immerse all halters, ropes and other types of equipment used in handling and restraining animals, as well as forks, shovels and scrapers used for removing litter and manure. Ventilate buildings, cars, boats and other closed spaces. Do not house live stock or employ equipment until treatment has been absorbed, set or dried. Thoroughly scrub all treated feed racks, mangers, troughs, automatic feeders, fountains and waterers with soap or detergent and rinse with potable water before reuse. Apply Microban Disinfectant Spray Plus full strength as directed in the general method of application until thoroughly wet. Allow all surfaces to dry thoroughly, ventilate enclosed spaces adequately. Do not house animals in treated areas until thoroughly dry and free from odors.



60612

DIRECTIONS FOR USE

It is a violation of Federal Law to use this product in a manner inconsistent with its labeling.

Microban Disinfectant Spray Plus should be applied with hand or power operated sprayers, foggers, automated metering systems or gravity drip dispensers as a broad spectrum disinfectant, mold and mildewcide, fungicide and deodorizing agent to previously cleaned surfaces. Spray areas until thoroughly moist, giving special attention to cracks and crevices. Allow ten to twenty minutes for drying. It is not necessary to wipe the sprayed surface. Microban Disinfectant Spray Plus should not stain those materials not stained by water.

Microban Disinfectant Spray Plus when used as directed is effective in decontaminating bedding, mattresses, textiles, drapes, upholstered furniture, rugs, carpets and in storage areas to control mold, mildew, fungus and odors wherever they are a problem.


[For use by:]

- Pest Control Service
- Odor Control Service
- Restoration Services
- Air Duct Services
- Cleaning Services
- Carpet Cleaning Service
- Water Damage Service
- Disinfection Service
- Waste Removal Service

[Use in:]

- Second hand furniture stores
- Trash Chutes and Garbage Rooms
- Waste Compactors
- Exercise rooms
- Bowling alleys
- Storage areas and Basements
- Condensation collection & Drainage areas
- Laundry receiving stations
- Movie booths
- Antique shops
- Upholsterers [Upholstery] shops
- Locker Rooms
- Restrooms
- Shower Stalls
- Toilet Seats
- Doorknobs
- Furniture
- Floors
- Refuse trucks
- Air ducts
- Shoes & boots
- Veterinaries [Veterinary Clinics]
- Commercial, Industrial, ~~Institutional~~, and Public Buildings
- Schools
- Offices
- Hotels and Motels
- Restaurants
- Waste Receptacles
- Vehicles

[TEST FABRIC OR SURFACE IN AN INCONSPICUOUS AREA FOR COLOR FASTNESS OR ADVERSE REACTION]



USE DIRECTIONS FOR AIR DUCTS
IT IS A VIOLATION OF FEDERAL LAW TO USE THIS PRODUCT
IN A MANNER INCONSISTENT WITH ITS LABELING

**THE PERSON APPLYING THIS PRODUCT IS RESPONSIBLE FOR
FOLLOWING THESE DIRECTIONS UNDER BOTH STATE AND FEDERAL
LAWS.**

1.0 General

MICROBAN DISINFECTANT SPRAY PLUS is designed to be used as one component of a comprehensive HVAC and duct maintenance program. The purpose of such a program is to assure that the HVAC system and ducts function in the manner they were designed to, remain free from mold and other microbial growth and other contamination, and continue in that condition. This product must only be used in only those cases where visible microbial growth has been detected in the system and then only after removing that growth and identifying and correcting the conditions that led to that growth. If you need help in understanding any part of these instructions or have additional questions after reading these instructions, DO NOT APPLY THIS PRODUCT until you have received the answers for all of your questions.

2.0 Inspection

Prior to inspecting, cleaning, treating, repairing or otherwise working on a duct section, the HVAC system should be turned off or the section under repair physically isolated from sections in active use.

Prior to any application of MICROBAN DISINFECTANT SPRAY PLUS the system must be inspected for cleanliness and mechanical condition. When initiating any measures to repair, clean or treat ducts and associated HVAC system components, industry standards from the National Air Duct Cleaners Association (NADCA) and other organizations must be followed.

HVAC systems should be routinely inspected for cleanliness by visual means. The NADCA Standard, *Assessment, Cleaning and Restoration of HVAC Systems* (ACR 2002 or the latest revision), provides minimum recommended inspection frequency schedules for ducts and other system components. More information on NADCA standards can be obtained from the NADCA web site at www.nadca.com.

2.1 Cleanliness Inspection

According to NADCA Standards, HVAC system cleaning must be performed when any of the following conditions are found in the cleanliness inspection. If any of these deficiencies are found during inspection, cleaning in accordance with industry standards must be performed prior to the application of MICROBAN DISINFECTANT SPRAY PLUS:

2.1.1 Contamination

- HVAC systems should be operated in a clean condition. If significant accumulations of contaminants or debris are visually observed within the HVAC system, then cleaning is necessary. Likewise, if evidence of microbial growth is visually observed or confirmed by analytical methods, then cleaning is required.
- If the HVAC system discharges visible particulate into the occupied space, or a significant contribution of airborne particles from the HVAC system into the indoor ambient air is confirmed, then cleaning is necessary.
- Heat exchange coils, cooling coils, air flow control devices, filtration devices, and air-handling equipment determined to have restrictions, blockages, or contamination deposits that may cause system performance inefficiencies, air flow degradation, or that may significantly affect the design intent of the HVAC system, require cleaning.

- Drain pans must be free from slime and sludge or other contamination. Badly rusted or corroded drain pans must either be repaired or replaced.
- Fans and fan housings must be free from accumulations of microbial growth and particulate matter.

If you need help in understanding existing industry standards, consult a qualified professional or contact ProRestore Products at 800.332.6037 for guidance and further direction or consult the information at www.epa.gov (search on "air ducts"). In addition, the following association and society Internet sites should be consulted for information on standards and guidelines they have developed:

- ACCA – www.acca.org
- ASHRAE – www.ashrae.org
- NADCA – www.nadca.com
- NAIMA – www.naima.org
- SMACNA – www.smacna.org

2.2 Mechanical Inspection

MICROBAN DISINFECTANT SPRAY PLUS must be used only on ducts and other HVAC system components in sound mechanical condition as defined in 2.2.1 and 2.2.2 (below). The HVAC system components must be designed and installed in conformance with industry standards and guidelines. Prior to using the product, inspect the ducts and assure that they are in sound mechanical condition. The following general guidelines, supplemented by industry standards from SMACNA, NAIMA ASHRAE, ACCA and other organizations, must be followed:

2.2.1 Air Leaks and Mechanical Defects

The ducts must be free from air leaks and other mechanical defects. Air leaks will promote condensation of water that causes microbial growth and will lead to failure of MICROBAN DISINFECTANT SPRAY PLUS to protect the system adequately.

2.2.2 Design and Installation

ASHRAE, SMACNA, NAIMA and other industry organizations have established guidelines and standards for the design and installation of HVAC and duct systems. You should determine that the duct system you wish to treat conforms to industry practice. If you are not knowledgeable of industry guidelines and standards, consult a qualified professional or contact ProRestore Products at 800.332.6037 for assistance.

In some situations, the inspection may reveal that the duct system or other component is badly damaged or in such poor operating condition that it cannot be corrected through cleaning and/or minor repair. In these situations, the system should be replaced or rebuilt in conformity to the applicable industry standards prior to using MICROBAN DISINFECTANT SPRAY PLUS. Some (but not all) of the conditions that would indicate the need for major repairs or replacement of the system include:

- Improper size of ducts – Ducts must be sized to achieve correct airflow. When air-handling equipment is changed or new inlets or outlets added, the size of all components in the system should be recalculated and replacements made as needed.
- Physical damage – Crushed or deformed air ducts will restrict airflow and may leak (especially at joint areas). Damaged sections should be replaced or if there is extensive damage, the entire system should be replaced.
- Badly corroded metal components including duct sections, housings and cabinets, coil assemblies, drain pans, fans and their housings and heat exchange surfaces.
- Loose, damaged, friable or missing insulation – Insulation is important in preventing moisture

condensation and subsequent growth of mold and other organisms. If insulation (either interior or exterior) is damaged, missing or not properly fastened it must be repaired or replaced or the associated duct sections replaced. Air handler, mixing, and VAV box housings are also normally insulated and this insulation should be checked for damage in a like manner.

Removed components that are contaminated with mold and other microbial growth may spread contamination while being removed from the building. To prevent this, smaller items should be placed in plastic bags that should then be sealed before being removed. Larger items that cannot be safely packaged should be treated before being moved through occupied spaces. An appropriately labeled disinfectant can be used during treatment. Care must be used during treatment to assure that fumes from the agent being used are not released into occupied spaces. Products used should be used according to their label directions. Please contact ProRestore Products at 800.332.6037 for guidance on the appropriate disinfectant to use for treatment.

3.0 General Directions for MICROBAN ~~HOSPITAL~~ SPRAY PLUS Usage

MICROBAN DISINFECTANT SPRAY PLUS effectively controls by inhibiting growth of odor causing bacteria, fungi, and other odor, stain or damage causing organisms in air ducts in residential, commercial, institutional, and industrial buildings. MICROBAN DISINFECTANT SPRAY PLUS also eliminates odors associated with bacteria, mold, mildew, smoke, animals, cooking, spoilage, musty and other odors and removes odor-causing organisms when used as part of such a comprehensive preventative maintenance program in air ducts and other HVAC system components.

MICROBAN DISINFECTANT SPRAY PLUS is a bacteriostat, fungistat (mold and mildew), mildewstat and deodorizer for use in residential, commercial and industrial settings. It will not stain or bleach materials or fabrics and will not harm or damage HVAC system components.

MICROBAN DISINFECTANT SPRAY PLUS is formulated for use in all kinds of ducts and HVAC components including:

- Unlined sheet metal.
- Air supply and return ducts and plenums fabricated with plywood, OSB or other wood like material.
- Flexible air ducts fabricated of metal or plastic.
- Air distribution components such as air handlers, mixing boxes, transfer boxes, transitions, turning vanes, dampers, fans and fan housings and associated components.
- Condensate drain pans.

Follow the directions below for the specific type of duct or component being treated. It is vital that the following directions be carefully read and understood prior to using the product. If you have any questions, need further information, require clarification, or do not understand any of the directions, call ProRestore Products at 800.332.6037 prior to use.

3.1 Application Instructions

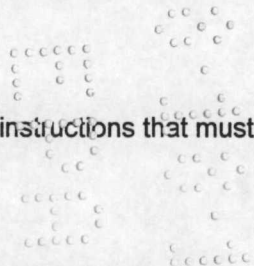
Spray areas until thoroughly moist, giving special attention to cracks and crevices. Allow ten to twenty minutes for drying. It is not necessary to wipe the sprayed surface. MICROBAN DISINFECTANT SPRAY PLUS should not stain those materials not stained by water.

3.2 Application Equipment and Devices

Refer to the precautionary statements for the Personal Protective Clothing and other special instructions that must be followed.

3.2.1 Brush, Mop or Wipe Application

Brush, Mop or Wipe Application may be specified by some facility maintenance or remediation plans. These techniques are generally more labor intensive than other methods and are normally used only when specifications require. These methods are suitable only for smooth uniform surfaces. Do not use on porous or non-uniform



surfaces. If in doubt about a given surface, contact ProRestore Products at 800.332.6037 before proceeding. When using brush or mop application, tools and materials used should be reserved only for application of MICROBAN DISINFECTANT SPRAY PLUS, kept clean and protected between uses and replaced when worn or visibly soiled. Natural fiber brushes are preferred although any quality brush is acceptable. Mops types should be those that leave minimal lint behind. Micro-fiber or other non linting cloths are preferable. Where other types of cloths are used, they must be soft enough that they absorb a sufficient quantity of liquid to provide uniform application.

During Brush, Mop or Wipe Application, the applicator must have access to the surfaces being treated. Usually this will require entering the ducts. In such cases, application must start from the point most distant from the point of entry into the duct. The applicator will then work from that point back to the entry point covering a 3 foot length of duct at a time. Apply to the top of the duct first, followed by the sides then the floor of the duct. Overlap applications to assure complete coverage. Cover completely while avoiding runs or pooling.

3.2.2 Spray Applicators

Spray application is preferred on large surfaces that are easily accessible (such as in long runs of large diameter ducts, coil assemblies and the interior of cabinets and housings with removable access panels). The spray equipment chosen should provide a consistent fine (1-300 micron) particle size and uniform spray pattern. Powered medium pressure sprayers are preferred. However, airless sprayers are suitable.

Where airless sprayers are used, the most satisfactory spray pattern will be achieved using a 0.011" spray tip. For other brands and options contact ProRestore Products at 800.332.6037.

Pump up garden type sprayers can be used but care must be taken to maintain maximum pressure by pumping frequently and the spray nozzle must be adjusted for the finest spray pattern possible. During application achieve complete uniform coverage. Avoid excessive wetting and do not allow the spray to run or pool.

3.2.3 ULV or Mist Generating Sprayers

ULV or mist or other wet small particle application is preferable where surfaces are irregular or less accessible. Equipment capable of generating particles in the 15 to 60 micron range is most satisfactory. Avoid use of thermal type fog generators. Contact ProRestore Products at 800.332.6037 for information on other devices.

Generally a fog will carry and provide adequate coverage up to 8 feet from the point of application so adequate penetrations must be cut in the ducts to assure complete coverage without over wetting. SMACNA, NADCA and JAIMA have established standards and guidelines for making and sealing openings in ducts. Operators should be trained on proper application techniques as well as correct duct penetration and sealing procedures using these standards and guidelines. Operators should also carefully read and follow directions for the brand of equipment used. ProRestore Products personnel should be contacted at 800.332.6037 for information on training for using various types of equipment. Duct penetrations should be properly closed following application, in accordance with industry standards.

3.2.4 Automated Atomizing or Spray System

There are a number of automated spraying systems on the market including those that are carried by a "robot" through air ducts. These may provide an excellent option for application of MICROBAN DISINFECTANT SPRAY PLUS in parts of air ducts that are difficult to access if they produce the correct spray pattern and application quantity. These devices must be visually monitored using video or other means while applying spray so proper application rate will be maintained. Please contact ProRestore Products at 800.332.6037 regarding a specific device should you have questions.

3.3 Application Techniques

MICROBAN DISINFECTANT SPRAY PLUS must be applied evenly throughout duct system and over other surfaces that are being treated. Even and uniform application is essential for satisfactory results. The procedures,

equipment and techniques described below have been tested and provide the desired results. Other procedures, equipment or techniques may also achieve satisfactory results but should not be used without discussing the specific situation and equipment with a ProRestore Products Representative who can be reached toll free at 800.332.6037.

3.3.1 Application from Exterior of the HVAC System

MICROBAN DISINFECTANT SPRAY PLUS may be sprayed into openings at intervals throughout the duct system or on components that are accessible through removable panels or access doors. Spray into openings every 8 feet at a minimum. Existing supply openings can be used where they provide a clear view of the surfaces being sprayed so that uniform application can be achieved. However, additional penetrations will have to be made as needed, so enough openings will be available to achieve total and uniform coverage.

Spray application is not an acceptable technique where openings are greater than 8 feet apart, additional openings cannot be made and properly sealed, and/or the duct geometry does not allow for uniform coverage. In such cases, application from within the HVAC system is necessary (see 3.3.2 below).

3.3.2 Application from Within the HVAC System

When MICROBAN DISINFECTANT SPRAY PLUS cannot be sprayed into openings at intervals throughout the duct system, you must gain entry into the system and spray the product onto interior duct and other surfaces until they are thoroughly and uniformly covered using hand or powered spray equipment. This is the most frequently used technique and is the technique of choice for air handlers, other components with access panels or doors and large diameter (generally 20" x 20" minimum) ducts where direct access can be gained to surfaces being treated.

3.4 Rate of Application

The recommended rate of application for MICROBAN DISINFECTANT SPRAY PLUS varies depending on the surface being treated. Users of this product must carefully follow the rate of application instructions provided below:

3.4.1 Bare Metal and Flexible Ducts

Apply until surface is evenly wet. Mist or wipe coverage 1,000 ft² per gallon. Spray coverage 500 ft² per gallon. If the above application rates result in surface runoff or liquid pooling on the bottom of the duct, lower the application rate until the surface is thoroughly and evenly wet without runoff or pooling. The exception to this is when treating coil assemblies. In this case, the spray should be applied generously until there is runoff into the drain pan so as to penetrate the coil assembly to the greatest possible depth.

3.4.2 Semi Porous Surfaces such as Concrete or Plaster

Apply until surface is evenly wet. Mist coverage 500 ft² per gallon. Wipe not recommended. Spray coverage 250-ft² per gallon. MICROBAN DISINFECTANT SPRAY PLUS must penetrate into surface crevices and irregularities or it will not be effective. Inspect and assure that penetration is satisfactory. It may be helpful to apply half of the quantity needed for full coverage spraying from side to side then repeat the application moving the spray from top to bottom.

3.5 Frequency of Application

Normally, infrequent application (6 months to every two years) will provide effective control. Do not apply more often than monthly and then only if there is evidence of re-growth. This product must only be used in those cases where visible microbial growth has been detected in the system and then only after removing that growth and identifying and correcting the conditions that led to that growth. Prior to reapplication in such cases, investigate to determine the cause of re-growth and correct that problem prior to re-application. Before embarking on a program of frequent application (more frequent than every six months) contact ProRestore Products at 800.332.6037 and discuss the specific application and situation. Also make sure the reoccurrence of microbial

growth does not have another cause such as persistently high humidity, standing water or hidden leaks.

Prior to reapplication, the interior of the ducts and other surfaces must be inspected and found to be free of accumulated soil. If soil or growth is found, the cause should be determined and corrected and then the ducts cleaned in accordance with accepted industry practice.

If microbial growth persists following application re-inspect for duct leaks, carryover of water from cooling coils or humidifiers and other sources of moisture promoting growth. Eliminate such sources of moisture before retreating.

3.6 Returning the System to Operation following Application

Fans and blowers in the section of duct being treated must be turned off during application of MICROBAN DISINFECTANT SPRAY PLUS. If the system cannot be shut down, the section of duct being treated must be isolated until treatment is complete. This will prevent the spray of fog from being blown away from the surface that is being treated.

Do not attempt to use the system fan or blower to carry MICROBAN DISINFECTANT SPRAY PLUS to the surfaces in the air duct system. Such a practice will not result in uniform application of the product to the surfaces being treated and will lead to ineffective control. This should never be attempted.

The system can be returned to full operation as soon as treatment is completed or at any time following completion of treatment. MICROBAN DISINFECTANT SPRAY PLUS will dry on surfaces within 15 minutes following application. Extended drying time does not have an impact on effectiveness of treatment. MICROBAN DISINFECTANT SPRAY PLUS should not be rinsed off following application so it will continue to inhibit the growth of microorganisms on treated surfaces.

When the above directions are followed properly, there will not be significant concentrations of MICROBAN DISINFECTANT SPRAY PLUS released to the spaces served by a system being treated. It is recommended that affected areas of the building be unoccupied during treatment.

