

70299-19

09/06/2012

1/30



UNITED STATES ENVIRONMENTAL PROTECTION AGENCY  
WASHINGTON D C 20460

OFFICE OF CHEMICAL SAFETY  
AND POLLUTION PREVENTION

BioSafe Systems, LLC  
22 Meadow Street  
East Hartford, CT 06108

SEP 6 2012

Attention Donna Bishel  
Regulatory Specialist


Subject SanDate 5 0  
EPA Reg No 70299-19  
Notification Letter Dated August 2, 2012

This will acknowledge receipt of your notification for the aforementioned product labels, submitted under the provisions of FIFRA Section 3(c) (9) Based on a review of the submitted material, the following apply

- Revising labeling language to add minor text revisions

The Notification is in compliance with PR Notice 98-10 and is acceptable This information has been made a part of your file

If you have any questions concerning this letter, please contact Demson Fuller at (703) 308-8062

Sincerely,  
  
% for Marshall Swindell  
Marshall Swindell  
Product Manager (33)  
Regulatory Management Branch 1  
Antimicrobials Division (7510C)



United States  
Environmental Protection Agency  
Washington DC 20460

☐ Registration  
☐ Amendment  
☒ Other

OPP Identifier Number

## Application for Pesticide - Section I

1 Company/Product Number 70299-19	2 EPA Product Manager Marshall Swindell	3 Proposed Classification <input checked="" type="checkbox"/> None <input type="checkbox"/> Restricted
4 Company/Product (Name) SaniDate 50	PM# 33/Antimicrobial Division	
5 Name and Address of Applicant (Include ZIP Code) BioSafe Systems LLC 22 Meadow Street East Hartford, CT 06108 <input type="checkbox"/> Check if this is a new address	6 Expedited Review In accordance with FIFRA Section 3(c)(3) (b)(i) my product is similar or identical in composition and labeling to EPA Reg No _____ Product Name _____	

## Section - II

<input type="checkbox"/> Amendment Explain below	<input type="checkbox"/> Final printed labels in response to Agency letter dated _____
<input type="checkbox"/> Resubmission in response to Agency letter dated _____	<input type="checkbox"/> Me Too Application
<input checked="" type="checkbox"/> Notification Explain below	<input type="checkbox"/> Other Explain below

## Explanation Use additional page(s) if necessary (For section I and Section II)

Notification to make minor text revisions Refer to attached cover letter for details

This notification is consistent with the provisions of PR Notice 98 10 and EPA regulations at 40 CFR 152.46 and no other changes have been made to the labeling or confidential statement of formula for this product. I understand that it is a violation of 18 U.S.C. Sec 1001 to willfully make any false statement to EPA. I further understand that if this notification is not consistent with the terms of PRN Notice 98 10 and 40 CFR 152.46 this product may be in violation of FIFRA and may be subject to enforcement action and penalties under sections 12 and 14 of FIFRA.

## Section - III

1 Material This Product Will Be Packaged In			
Child Resistant Packaging <input type="checkbox"/> Yes <input checked="" type="checkbox"/> No	Unit Packaging <input type="checkbox"/> Yes <input checked="" type="checkbox"/> No	Water Soluble Packaging <input type="checkbox"/> Yes <input checked="" type="checkbox"/> No	2 Type of Container <input type="checkbox"/> Metal <input checked="" type="checkbox"/> Plastic <input type="checkbox"/> Glass <input type="checkbox"/> Paper <input type="checkbox"/> Other (Specify) _____
* Certification must be submitted		If Yes" Unit Packaging wgt	No per container
		If Yes Package wgt	No per container
3 Location of Net Contents Information <input checked="" type="checkbox"/> Label <input type="checkbox"/> Container		4 Size(s) Retail Container 2.5 5 30 55 275 gallon	
		5 Location of Label Directions <input checked="" type="checkbox"/> on container label	
6 Manner in Which Label is Affixed to Product <input checked="" type="checkbox"/> Lithograph Paper glued Stenciled		<input type="checkbox"/> Other _____	

## Section - IV

1 Contact Point (Complete items directly below for identification of individual to be contacted if necessary to process this application.)			
Name Donna Bishel / dbishel@biosafesystems.com		Title Technical Director	
		Telephone No (Include Area Code) (410) 878 7700	
Certification I certify that the statements I have made on this form and all attachments thereto are true accurate and complete. I acknowledge that any knowingly false or misleading statement may be punishable by fine or imprisonment or both under applicable law.			6 Date Application Received (Stamped)
2 Signature 		3 Title Technical Director	
4 Typed Name Donna Bishel / dbishel@biosafesystems.com		5 Date August 2, 2012	

August 2 2012

Marshall Swindell  
Product Manager 33  
Antimicrobial Division (7504P)  
Office of Pesticide Products  
U S Environmental Protection Agency  
Room S-4900 One Potomac Yard  
2777 South Crystal Drive  
Arlington VA 22202-4501

RE **SaniDate 5.0**  
**EPA Reg No 70299-19**

**Notification to make minor text revisions per PR Notice 98-10**

Dear Mr Swindell

BioSafe Systems is submitting the enclosed notification to revise the following for the above referenced product

- Page 10 of the Master Label – Correct the spelling of the organism *Streptococcus agalactiae*
- Page 14 of the Master Label – DISINFECTION OF WATER FILTER MEDIA MEMBRANES AND RELATED COMPONENTS AND SYSTEMS add the phrase *(Not for use in California)*

Enclosed with this submission you will find the following


- 1) Notification form
- 2) One (1) copy of the revised label with all changes highlighted in redline
- 3) Three (3) clean copies of the label

All of these changes are

- a Consistent with PR Notice 98-10 and 40 CFR Part 156 and
- b Involve no change in the ingredients statement signal word use classification precautionary statements First Aid physical/ chemical/ biological properties storage and disposal or directions for use advisory and mandatory language

Please contact me directly if you have any questions or comments

Sincerely



Donna Bishel  
Technical Director for BioSafe Systems  
Direct dial (410) 878-7700 email [dbishel@biosafesystems.com](mailto:dbishel@biosafesystems.com)

cc: Marshall Swindell  
cc: Antimicrobial Division  
cc: Office of Pesticide Products  
cc: U.S. Environmental Protection Agency  
cc: Room S-4900  
cc: One Potomac Yard  
cc: 2777 South Crystal Drive  
cc: Arlington, VA 22202-4501

# SaniDate® 5.0

(Alternate Brand Names StorOx 5 0 Post Harvest Treatment GreenClean Max Algaecide)

## FOR COMMERCIAL USE ONLY

### ACTIVE INGREDIENT

Hydrogen Peroxide 23.0%

Peroxyacetic Acid 5.3%

INERT INGREDIENTS 71.7%

TOTAL 100.0%

## DANGER - PELIGRO

### STRONG OXIDIZING AGENT

### KEEP OUT OF REACH OF CHILDREN

*Si usted no entiende la etiqueta busque a alguien para que se la explique a usted en detalle*  
(If you do not understand this label find someone to explain it to you in detail)

FIRST AID	
<b>If in eyes</b>	<ul style="list-style-type: none"> <li>• Hold eye open and rinse slowly and gently with water for 15 – 20 minutes</li> <li>• Remove contact lenses, if present after the first 5 minutes then continue rinsing eye</li> <li>• Call a poison control center or doctor for treatment advice</li> </ul>
<b>If on skin or clothing</b>	<ul style="list-style-type: none"> <li>• Take off contaminated clothing</li> <li>• Rinse skin immediately with plenty of water for 15 – 20 minutes</li> <li>• Call a poison control center or doctor for treatment advice</li> </ul>
<b>If swallowed</b>	<ul style="list-style-type: none"> <li>• Call poison control center or doctor immediately for treatment advice</li> <li>• Have person sip a glass of water if able to swallow</li> <li>• Do not induce vomiting unless told to do so by the poison control center</li> <li>• Do not give anything by mouth to an unconscious person</li> </ul>
<b>If inhaled</b>	<ul style="list-style-type: none"> <li>• Move person to fresh air</li> <li>• If person is not breathing call 911 or an ambulance then give artificial respiration preferably mouth to mouth if possible</li> <li>• Call a poison control center or doctor for treatment advice</li> </ul>
Have the product container or label with you when calling a poison control center or doctor or going for treatment. You may also contact 1 800 222 1222 for emergency medical treatment information.	
NOTE TO PHYSICIAN	
Probable mucosal damage may contraindicate the use of gastric lavage.	

**Sold by** BioSafe Systems LLC 22 Meadow St East Hartford CT 06108

**EPA Registration No** 70299 19

**EPA Establishment No** EPA Est No 60156 IL 001 067441 IL 001

**Net Contents** 2.5 5 30 55 275 gallons

SaniDate 5 0 EPA Reg No 70299 19

Notification

Label version (5) Redline copy dated August 2 2012

Page 1 of 27

**PRECAUTIONARY STATEMENTS**  
**HAZARDS TO HUMANS AND DOMESTIC ANIMALS**

**DANGER CORROSIVE** Causes irreversible eye damage and skin burns. May be fatal if inhaled or absorbed through skin. Harmful if swallowed. Do not breathe vapors or spray mist. Do not get in eyes, on skin, or on clothing. Wear goggles, face shield, and rubber gloves when handling. Do not enter an enclosed area without proper respiratory protection. Wash thoroughly with soap and water after handling and before eating, drinking, using tobacco or using the toilet. Remove contaminated clothing and wash before reuse.

**PHYSICAL AND CHEMICAL HAZARDS**

**Corrosive** Strong oxidizing agent. Do not use in concentrated form. Mix only with water in accordance with label instructions. Never bring concentrate in contact with other pesticides, cleaners, or oxidative agents.

**ENVIRONMENTAL HAZARDS**

This product is highly toxic to bees and other beneficial insects exposed to direct contact on blooming crops or weeds. Do not apply this product or allow it to drift to blooming crops or weeds while bees are actively visiting the treatment area. Do not apply this product or allow it to drift to crops where beneficials are part of an Integrated Pest Management strategy.

This pesticide is toxic to fish. Begin treatment along the shore and proceed outward in bands to allow fish to move into untreated areas. Consult with the State agency with primary responsibility for regulating pesticides before applying to public waters to determine if a permit is needed.

This pesticide is toxic to birds. Treated seed exposed on soil surface may be harmful to birds.

Do not apply directly to treated finished drinking water reservoirs or drinking water receptacles when the water is intended for human consumption.

Do not contaminate water when disposing of equipment washwater or rinsate.

**DIRECTIONS FOR USE**

It is a violation of Federal law to use this product in a manner inconsistent with its labeling. Do not apply this product in a way that will contact workers or other persons, either directly or through drift. Only protected handlers may be in the area during application. For any requirements specific to your State or Tribe, consult the state or tribal agency responsible for pesticide regulation.

SaniDate 5.0 works best when diluted with water containing minimal levels of organic or inorganic materials and with water having a neutral pH. Thoroughly rinse out tank with water before mixing concentrate. This product will readily mix with clean, neutral water and does not require agitation.

SaniDate 5.0 concentrate should not be combined or mixed with any other pesticide concentrates.

*(Note for reviewer: For labels that list medical premises and metal and/or stainless steel surfaces, one of the following statements must be used.)*

This product is not to be used as a terminal sterilant/high level disinfectant on any surface or instrument that (1) is introduced directly into the human body, either into or in contact with the bloodstream or normally sterile areas of the body, or (2) contacts intact mucous membranes but which does not ordinarily penetrate the blood barrier or otherwise enter normally sterile areas of the body. This product may be used to pre-clean or decontaminate critical or semi-critical medical devices prior to sterilization or high level disinfection.

Or

SaniDate 5.0 EPA Reg. No. 70299-19

Notification

Label version (5) Redline copy dated August 2, 2012

Page 2 of 27

This product is not for use on Medical device surfaces

Before use in federally inspected meat and poultry food processing plants and dairies food products and packaging materials must be removed from room or carefully protected. A potable water rinse is not allowed (Do not rinse) following use of the product as a sanitizer on previously cleaned hard surfaces provided that the surfaces are adequately drained before contact with food so that little or no residue remains.

The main areas of use include

- Dairies wineries breweries and beverage plants
- Packinghouses food processing food distribution and storage beverage processing facilities milking parlors dairy production and transfer facilities and equipment
- Farms farm equipment and harvesting equipment
- Meat and meat products processing packing and rendering plants
- Milk and dairy processing/packing plants
- Egg processing/packing plants
- Seafood and poultry processing/packing plants
- Fruit and vegetable processing/packing plants
- Grocery stores supermarkets food distribution and storage facilities
- Eating establishments
- Hospitals doctor's offices dental offices housekeeping services physical therapy departments nursing services autopsy facilities nursing homes other healthcare facilities
- Animal hospitals laboratories and housing facilities
- Veterinary clinics kennels kennel runs cages feeding and watering equipment pet shops zoos pet animal quarters poultry premises trucks hatcheries and livestock quarters and pens
- Schools colleges industrial facilities dietary areas office buildings recreational facilities health clubs gyms spas retail and wholesale establishments
- Buses taxis trucks trains airplanes public transportation facilities
- Hair salons/barber shops

### **MOLD AND MILDEW CONTROL**

SaniDate 5.0 may be used to effectively inhibit the growth of mold and mildew and odors caused by them at a rate of 0.5 fl. oz. in 1 gallon of water in general commercial environments such as

- Schools colleges industrial facilities dietary areas office buildings recreational facilities retail and wholesale establishments
- Animal hospitals veterinary clinics animal life science laboratories farms kennels kennel runs catteries cages feeding and watering equipment pet shops zoos pet animal quarters poultry premises trucks hatcheries live stock quarters stables stalls and pens
- Packinghouses food processing and rendering plants
- Healthcare facilities
- Commercial floral shops
- Hairdressing salons/barber shops
- Pharmaceutical/cosmetic facilities

SaniDate 5.0 effectively inhibits the growth of mold and mildew and odors caused by them when applied to hard non porous surfaces (non food contact surfaces) such as floors walkways walls tables chairs benches countertops cabinets bathroom fixtures sinks shelves racks crates utility carts trailers vehicles conveyors, refrigerators (exterior) fan blades drains piping,

commercial municipal and process water transfer and handling systems filter housings vats tanks pumps valves and systems

### **MOLD AND MILDEW CONTROL ON HARD, NON POROUS SURFACES**

Use a rate of 0.5 fl. oz. per gallon for hard non porous surfaces (non food contact surfaces) that are lightly soiled or have been pre rinsed to remove gross contamination. For heavily soiled hard non porous surfaces a pre cleaning step is required. Apply solution with mop cloth sponge brush scrubber or coarse spray device or by soaking so as to wet all surfaces thoroughly. Allow surface to remain wet for 10 minutes then remove solution and entrapped soil with a clean wet mop cloth, or wet vacuum pickup. Prepare a fresh solution daily or when it becomes soiled or diluted. Repeat treatment every seven days or more often if new growth appears.

### **REMEDIATION AND RESTORATION SITES**

SaniDate 5.0 is recommended for use on hard non porous environmental surfaces such as walls and other hard nonporous surfaces such as floors walls tables chairs countertops garbage bins/cans bathroom fixtures sinks bed frames shelves racks carts refrigerators (exterior) glazed tile and use sites listed on this label made of linoleum vinyl glazed porcelain plastic polyethylene stainless steel or glass.

### **Preventative Treatment**

To inhibit surface mold and mildew growth on hard non porous surfaces in new or renovated building construction mix SaniDate 5.0 at a rate of 0.5 fl. oz. in 1 gallon of water and apply evenly by paintbrush airless sprayer low pressure hand wand or backpack sprayer. Assure uniform coverage of surfaces to be protected. Surfaces should be evenly wet without runoff or pooling. Allow surfaces to stay wet with solution for ten (10) minutes. Permit treated surfaces to be thoroughly dry before painting or affixing overlayment materials such as siding wallboard or flooring. Repeat the application of this product as necessary if mold growth appears following directions provided below for remedial treatment. Normally infrequent application will provide effective control. If regrowth occurs investigate to determine the causes and correct the problem prior to reapplication of SaniDate 5.0. Mold may recur in conditions of persistently high humidity standing water or hidden water leaks.

### **Remedial Treatment (Not for use in California)**

SaniDate 5.0 must be used as part of a comprehensive mold remediation or water damage restoration program including

- Periodic monitoring and inspection of conditions favorable to mold growth such as moisture ingress and high relative humidity
- Effective repairs as necessary to eliminate conditions favorable to mold growth
- Drying of affected areas to below 20% moisture content

Mix SaniDate 5.0 at a rate of 0.5 fl. oz. in 1 gallon of water and apply evenly by paintbrush airless sprayer low pressure hand wand or backpack sprayer. Assure uniform coverage of surfaces to be protected. Surfaces should be evenly wet without runoff or pooling. Allow surfaces to stay wet with solution for ten (10) minutes. Permit treated surfaces to be thoroughly dry before painting or affixing overlayment materials such as siding wallboard or flooring.

The following associations and Internet sites should be consulted for information on standards and guidelines for remedial treatment of mold and mildew.

IAQA Indoor Air Quality Association ([www.iaqa.org](http://www.iaqa.org))

EPA Environmental Protection Agency ([www.epa.gov](http://www.epa.gov))

DOH New York City Department of Health ([www.ci.nyc.ny.us/html/doh/html/epi/moldrpt1.html](http://www.ci.nyc.ny.us/html/doh/html/epi/moldrpt1.html))

IICRC Institute of Inspection Cleaning and Restoration Certification (<http://www.iicrc.org/>)

SaniDate 5.0 EPA Reg No 70299 19

Notification

Label version (5) Redline copy dated August 2 2012

Page 4 of 27

### **Small Areas Total Surface Area Affected Less Than 10 Square Feet**

#### **Cleanup Methods\***

Prior to applying SaniDate 5.0 clean the affected area using one of the following or another preferred professional method

Method 1 Wet vacuum (in the case of porous materials some mold spores/fragments will remain in the material but will not grow if the material is completely dried)

Method 2 Damp wipe surfaces with plain water or use a wood floor cleaner scrub as needed

Method 3 High efficiency particulate air (HEPA) vacuum after the material has been thoroughly dried

Dispose of the contents of the HEPA vacuum in well sealed plastic bags

\*Minimum personal protective equipment to be worn during clean up includes gloves N 95 respirator and goggles/eye protection

#### **Other Construction Materials**

Concrete or Cinder Block

Method 1 Wet vacuum (in the case of porous materials some mold spores/fragments will remain in the material but will not grow if the material is completely dried)

Method 2 High efficiency air (HEPA) vacuum after the material has been thoroughly dried Dispose of the contents of the HEPA vacuum in well sealed plastic bags

Special procedures and training are required for remediation of moldy areas larger than 10 square feet Consult guidelines for remediation of large areas established by the Indoor Air Quality Association ([www.iaqa.org](http://www.iaqa.org)) and the US Environmental Protection Agency ([www.epa.gov](http://www.epa.gov)) An excellent reference is the New York City Department of Health publication Guidelines on Assessment and Remediation of Fungi in Indoor Environments An excellent guide for professional mold remediation is available from the Institute of Inspection Cleaning And Restoration Certification (IICRC) Standard S520 is based upon reliable remediation and restoration techniques and combines academic principles with practical elements of water damage restoration Where structural members and/or contents have been exposed to water in excess of 24 hours there is a possibility of extensive microbial growth that may be hidden In such a case a complete assessment and remediation plan must be prepared that provides for user and occupant safety and documentation and monitoring of the remediation process IICRC S520 contains excellent guidance for such a plan In the context of such a plan SaniDate 5.0 can be used on materials to be removed and disposed of and in other applications where mold inhibition is indicated The Standard must be followed exactly and all growth and contaminated organic material removed prior to using SaniDate 5.0 Before using SaniDate 5.0 in mitigation of large projects you should be knowledgeable of these guidelines and follow their recommendations In the absence of access to the guidance and standards identified the user should refer to the following information taken from U S EPA's guide Mold Remediation in Schools and Commercial Buildings (March 2001) These guidelines are based on the area and type of material affected by water damage and/or mold growth Please note that these are guidelines some professionals may prefer other cleaning methods Use the appropriate remediation steps prior to application of SaniDate 5.0

### **Medium-Total Surface Area Affected Between 10 and 100 Square Feet**

#### **Cleanup Methods\***

Method 1 Wet vacuum (in the case of porous materials some mold spores/fragments will remain in the material but will not grow if the material is completely dried)

Method 2 Damp wipe surfaces with plain water or with wood floor cleaner scrub as needed

Method 3 High efficiency particulate (HEPA) vacuum after the material has been thoroughly dried

Dispose of the contents of the HEPA vacuum in well sealed plastic bags

#### **Other Construction Materials**

Concrete or cinder block

SaniDate 5.0 EPA Reg No 70299 19

Notification

Label version (5) Redline copy dated August 2 2012

Page 5 of 27



Method 1 Wet vacuum (in the case of porous materials, some mold spores/fragments will remain in the material but will not grow if the material is completely dried)  
 Method 2 High efficiency particulate (HEPA) vacuum after the material has been thoroughly dried  
 Dispose of the contents of the HEPA vacuum in well sealed plastic bags

\*Limited or Full personal protective equipment is recommended during cleanup. Limited personal protective equipment includes gloves, N 95 respirator or half face respirator with HEPA filter, disposable overalls, goggles/eye protection. Full personal protective equipment includes gloves, disposable full body clothing, headgear, foot coverings, full face respirator with HEPA filter.

Use professional judgment, consider potential for remediator exposure and size of contaminated area.

**Large-Total Surface Area Affected Greater Than 100 Square Feet or Potential for Increase Occupant or Remediator Exposure During Remediation Estimated to be Significant  
 Cleanup Methods\***

Method 1 Wet vacuum (in the case of porous materials, some mold spores/fragments will remain in the material but will not grow if the material is completely dried)  
 Method 2 Damp wipe surfaces with plain water or with a wood floor cleaner, scrub as needed  
 Method 3 High efficiency particulate (HEPA) vacuum after the material has been thoroughly dried  
 Dispose of the contents of the HEPA vacuum in well sealed plastic bags  
 Method 4 Discard/remove water damaged materials and seal in plastic bags while inside of containment, if present. Dispose of as normal waste. HEPA vacuum area after it is dried.

**Other Construction Materials  
 Concrete or cinder block  
 Cleanup Methods\***

Method 1 Wet vacuum (in the case of porous materials, some mold spores/fragments will remain in the material but will not grow if the material is completely dried)  
 Method 2 High efficiency particulate (HEPA) vacuum after the material has been thoroughly dried  
 Dispose of the contents of the HEPA vacuum in well sealed plastic bags

\*Gloves, disposable full body clothing, headgear, foot coverings, full face respirator with HEPA filter are the recommended personal protective equipment.

\*Select method most appropriate to situation. Since molds gradually destroy the things they grow on, if mold growth is not addressed promptly, some items may be damaged such that cleaning will not restore their original appearance. If mold growth is heavy and items are valuable or important, you may wish to consult a restoration/water damage/remediation expert. Please note that these are guidelines; other cleaning methods may be preferred by some professionals.

\*Use professional judgment to determine prudent levels of Personal Protective Equipment and containment for each situation, particularly as the remediation site size increases and the potential for exposure and health effects rises. Assess the need for increased Personal Protective Equipment if, during the remediation, more extensive contamination is encountered than was expected. These guidelines are for damage caused by clean water. If you know or suspect that the water source is contaminated with sewage or chemical or biological pollutants, then the Occupational Safety and Health Administration (OSHA) requires PPE and containment. An experienced professional should be consulted if you and/or your remediators do not have expertise in remediating contaminated water situations.

**Containment of Affected Materials  
 Total Surface Area Affected Between 10 and 100 Square Feet (All Surfaces)**

Use polyethylene sheeting ceiling to floor around affected area with a slit entry and covering flap maintain area under negative pressure with HEPA filtered fan unit Block supply and return air vents within containment area

**Total Surface Area Affected Greater Than 100 Square Feet or Potential for Increased Occupant or Remediator Exposure During Remediation Estimated to be Significant**

Use two layers of fire retardant polyethylene sheeting with one airlock chamber Maintain area under negative pressure with HEPA filtered fan exhausted outside of building Block supply and return air vents within containment area

**SANITIZATION OF NON-FOOD CONTACT SURFACES**

SaniDate 5 0 is an effective inanimate non food contact hard surface sanitizer against fungus mold, and bacteria *Staphylococcus aureus* and *Klebsiella pneumoniae* Use as a sanitizer on hard non porous surfaces such as floors walkways walls tables chairs benches garbage cans/bins cabinets bathroom fixtures shelves carts refrigerator exteriors cooler exteriors tractor trailers trucks cabs trailers vehicles conveyors fan blades drains piping commercial municipal and process water transfer and handling systems filter housings vats tanks pumps valves and systems

SaniDate 5 0 is an effective sanitizer for hard non porous personal equipment such as boots gloves hard hats raingear tools and equipment including but not exclusive to buckets pails scrapers squeegees brooms mops shovels rakes hooks wrenches and screwdrivers

SaniDate 5 0 is effective on the use sites listed which are manufactured from the following materials linoleum formica vinyl glazed porcelain plastic sealed fiberglass polyethylene CPVC PVC nylon aluminum steel stainless steel sealed wood glazed tile and glass

- 1 Prior to use of this product remove gross contamination with a cleaner or other suitable detergent and rinse with potable water
- 2 Add 1 6 fl oz SaniDate 5 0 to 5 gallons of potable water Soak items in/with diluted solution using mop/wipe coarse spray or flood techniques
- 3 Allow contact for at least (1) one minute
- 4 Allow items and/or surfaces to air dry No potable water rinse is required

Fogging Instructions SaniDate 5 0 can be used as an adjunct to acceptable manual cleaning and sanitizing to treat hard non porous room surfaces

- 1 Prior to fogging remove or carefully protect all food product and packaging materials
- 2 Prior to use of this product remove gross contamination with a cleaner or other suitable detergent and rinse with potable water
- 3 Ensure room is properly ventilated Vacate all personnel from the room during fogging and for a minimum of 1 hour after fogging to ensure that there is no strong odor which is characteristic of acetic acid before having personnel return to work area
- 4 Fog desired areas using 1 quart per 1 000 feet of room area with a solution of 1 6 fl oz SaniDate 5 0 to 5 gallons of potable water
- 5 Allow surfaces to drain thoroughly before operations are resumed

**TRACTOR TRAILER SANITIZATION**

SaniDate 5 0 may be used to sanitize and deodorize vehicles such as trucks trailers cabs (including truck body parts and tires mats wheels) Use SaniDate 5 0 to prevent the cross contamination of bacteria odor causing fungus and mold between loads

- 1 Before sanitization move the vehicle into an area with an impervious surface and with controlled drainage Ensure that no sanitization solution will be released into the environment
- 2 Remove gross contamination with high pressure water and cleaner or other suitable detergent and rinse with water
- 3 Apply SaniDate 5 0 using a coarse spray device at a rate of 1 6 fl oz to 5 gallons of potable water
- 4 Allow sanitizer to contact surface for at least one (1) minute

Allow equipment to drain dry before using Do not rinse

### **SANITIZATION OF FOOD CONTACT SURFACES**

SaniDate 5 0 is effective sanitizer against *Escherichia coli* *Staphylococcus aureus* and *Escherichia coli* O157 H7 Also effective against beverage spoilage organisms *Pediococcus damnosus* *Lactobacillus malefermentans* and *Saccharomyces cerevisiae* SaniDate 5 0 is for use in circulation cleaning and institutional/industrial sanitizing of pre cleaned hard non porous food contact surfaces and equipment

Use as a sanitizer on hard non porous surfaces as tanks vats piping systems pipelines beverage dispensing equipment evaporators filters pumps evaporators clean in place systems pasteurizers and aseptic equipment used in dairies breweries wineries beverage and food processing plants conveyors boxing or packing equipment peelers corers de boners scrapers collators slices dicers knives saws non wooden cutting boards tabletops trays pans racks platters and cans

Clean equipment immediately after use

- 1 Remove all products from equipment unless treating only the return portion of a conveyor
- 2 Remove gross food particulate matter and soil by a warm water flush or pre flush or a pre scrape and when necessary pre soak treatment
- 3 Thoroughly wash surfaces or equipment with a good detergent or compatible cleaning solution Do not rinse
- 4 Add 1 6 fl oz SaniDate 5 0 to 5 gallons of potable water and apply by wiping mopping or coarse spray or by adding to closed system
- 5 If applicable fill closed systems with diluted sanitizer solution at a temperature of 5°C (41°F) to 40°C (104°F)
- 6 Allow a contact time of one (1) minute
- 7 Allow items and/or surfaces to drain thoroughly before resuming operation Do not rinse

Fogging Instructions SaniDate 5 0 can be used as an adjunct to acceptable manual cleaning and sanitizing to treat hard non porous room surfaces

- 1 Prior to fogging remove or carefully protect all food product and packaging materials
- 2 Prior to use of this product remove gross contamination with a cleaner or other suitable detergent and rinse with potable water
- 3 Ensure room is properly ventilated Vacate all personnel from the room during fogging and for a minimum of 1 hour after fogging to ensure that there is no strong odor which is characteristic of acetic acid before having personnel return to work area
- 4 Fog desired areas using 1 quart per 1 000 feet of room area with a solution of 1 6 fl oz SaniDate 5 0 to 5 gallons of potable water
- 5 Allow surfaces to drain thoroughly before operations are resumed

### **SANITIZATION OF FOOD STORAGE AREAS**

- 1 Remove all food prior to sanitization of food storage areas

SaniDate 5 0 EPA Reg No 70299 19

Notification

Label version (5) Redline copy dated August 2 2012

Page 8 of 27

- 2 Prior to use of this product remove gross contamination with a cleaner or other suitable detergent and rinse with potable water
- 3 Apply 1 6 fl oz SaniDate 5 0 to 5 gallons of potable water with a mop cloth sponge or hand trigger spray so as to wet all surfaces thoroughly
- 4 Allow to remain wet with solution for one (1) minute
- 5 Allow items and/or surfaces to air dry No potable water rinse is required

**SANITIZING OF EATING ESTABLISHMENT EQUIPMENT** such as plates utensils cups glasses

- 1 Scrape/pre wash plates utensils cups glasses etc whenever possible
- 2 Wash all items with a detergent
- 3 Rinse thoroughly with potable water
- 4 Add 1 6 fl oz SaniDate 5 0 to 5 gallons of potable water Immerse all items for at least 1 minute or for a contact time as specified by a local governing sanitizing code
- 5 Place all sanitizing items on a rack or drain board to air dry Do not rinse

**SANITIZING OF TABLEWARE IN LOW TO AMBIENT TEMPERATURE WARE WASHING MACHINES**

- 1 Prepare solution by adding 1 6 fl oz SaniDate 5 0 to 5 gallons of potable water
- 2 Inject solution into final rinse water Solution must contact tableware for a minimum of 1 minute
- 3 Place all sanitizing items on a rack or drain board to air dry Do not rinse

**FINAL SANITIZING BOTTLE RINSE for plastic, glass, or metal returnable and non returnable bottles/cans**

- 1 Wash bottles with detergent or cleaning solution and rinse with potable water
- 2 Prepare solution by adding 1 6 fl oz SaniDate 5 0 to 5 gallons of potable water
- 3 Rinse bottles/cans with the diluted solution for a minimum of 1 minute
- 4 Place all bottles/cans on a rack or drain board to air dry Do not rinse

**SANITIZING CONVEYORS FOR MEAT, POULTRY, SEAFOOD, FRUITS, AND VEGETABLES**

- 1 Remove all products from equipment
- 2 Prepare solution by adding 1 6 fl oz SaniDate 5 0 to 5 gallons of potable water
- 3 Apply sanitizer solution to the return portion of the conveyor or to the equipment using a coarse spray or other means of wetting the surfaces for a minimum of 60 seconds contact time Control the volume of solution so as to permit maximum drainage and to prevent puddles
- 4 Allow equipment to drain dry before using Do not rinse

**GENERAL DISINFECTION**

SaniDate 5 0 disinfects as it cleans in one operation This product can be used to clean disinfect and deodorize floors walls and other hard nonporous surfaces such as tables chairs countertops garbage bins/cans bathroom fixtures sinks bed frames shelves racks carts refrigerators coolers glazed tile and use sites listed on this label made of linoleum vinyl glazed porcelain plastic polyethylene stainless steel or glass

**SURFACE DISINFECTION**

Use SaniDate 5 0 as a disinfectant at a rate of 0 5 fl oz in 1 gallon of water Apply solution with mop cloth sponge brush scrubber or coarse spray device or by soaking so as to wet all surfaces thoroughly Treated surfaces must remain wet for ten (10) minutes

Fogging Instructions SaniDate 5 0 can be used as an adjunct to acceptable manual cleaning and disinfecting to treat hard non porous surfaces

- 1 Remove gross filth from surfaces to be treated

SaniDate 5 0 EPA Reg No 70299 19

Notification

Label version (5) Redline copy dated August 2 2012

Page 9 of 27

- 2 Prior to fogging remove or carefully protect all food product and packaging materials
- 3 Ensure room is properly ventilated Vacate all personnel from the room during fogging and for a minimum of 1 hour after fogging to ensure that there is no strong odor, which is characteristic of acetic acid, before having personnel return to work area
- 4 Fog desired areas using 1 quart per 1 000 feet of room area with a solution of 1 fl oz of SaniDate 5 0 per gallon of potable water (0 25 fl oz per quart of potable water) or a dilution rate of 1 125
- 5 Allow surfaces to drain thoroughly before operations are resumed

SaniDate 5 0 is an effective disinfectant against the following bacteria and fungi

<i>Aspergillus fumigatus</i>	<i>Salmonella enterica</i>
<i>Pseudomonas aeruginosa</i>	<i>Klebsiella pneumoniae</i>
<i>Staphylococcus aureus</i>	<i>Listeria monocytogenes</i>
<i>Enterobacter aerogenes</i>	<i>Streptococcus agalactiae</i>
<i>Bacteroides melaninogenica</i>	<i>Bordetella bronchiseptica</i>
<i>Streptococcus uberis</i>	<i>Fusobacterium necrophorum</i>
<i>Streptococcus dysgalactiae</i>	<i>Trichophyton mentagrophytes</i>
<i>Methicillin resistant Staphylococcus aureus (MRSA)</i>	

SaniDate 5 0 is effective against the following food and beverage spoilage organisms

*Pediococcus damnosus*  
*Saccharomyces cerevisiae*  
*Lactobacillus malefermentans*

#### **VIRICIDAL**

When used at the disinfectant rate of 0 5 fl oz per gallon of water SaniDate 5 0 is an effective viricide against

<i>Human Influenza Virus (H1N1)</i>	<i>Canine Distemper Virus</i>
<i>Avian Influenza Virus (H9N2)</i>	

This product may be used to clean disinfect and deodorize inanimate hard surfaces in general commercial environments

- Hospitals, doctor s offices, dental offices, housekeeping services physical therapy departments nursing services autopsy facilities nursing homes other healthcare facilities
- Schools, colleges industrial facilities, dietary areas, office buildings recreational facilities health clubs gyms spas retail and wholesale establishments
- Animal hospitals, veterinary clinics animal life science laboratories kennels kennel runs catteries cages feeding and watering equipment pet shops zoos pet animal quarters poultry premises, trucks, tractor trailers hatcheries, live stock quarters, stables, stalls and pens
- Packinghouses food processing and rendering plants
- Grocery stores supermarkets food distribution and storage facilities
- Farms, farm equipment and harvesting equipment
- Commercial floral shops
- Hair salons/barber shops
- Pharmaceutical/cosmetic facilities
- Buses taxis, trucks trains, airplanes, public transportation facilities

Not for use on medical devices or medical equipment

SaniDate 5 0 EPA Reg No 70299 19

Notification

Label version (5) Redline copy dated August 2, 2012

Page 10 of 27

## COMBINATION DISINFECTION AND CLEANING

Use a rate of 0.5 fl. oz. per gallon for hard, non porous surfaces that are lightly soiled or have been pre cleaned to remove gross contamination. For heavily soiled hard non porous surfaces a pre cleaning step is required. Apply solution with mop, cloth, sponge, brush, scrubber or coarse spray device or by soaking so as to wet all surfaces thoroughly. Allow surface to remain wet for ten (10) minutes then remove solution and entrapped soil with a clean wet mop, cloth or wet vacuum pickup. Prepare a fresh solution daily or when it becomes soiled or diluted. Applications involving treatment of food contact surfaces require a sterile or potable water rinse following disinfection.

## DISINFECTING HOSPITALS, DENTAL OFFICES, NURSING HOMES, AND OTHER HEALTH CARE INSTITUTIONS

For disinfecting hard non porous surfaces such as floors, walls, countertops, bathing areas, lavatories, bed frames, tables, chairs, and garbage pails. For heavily soiled surfaces a pre cleaning step is required.

Add 2.5 fl. oz. of SaniDate 5.0 to 5 gallons of water. Treated surfaces must remain wet for ten (10) minutes.

## DISINFECTING PHARMACEUTICAL AND COSMETIC SURFACES

SaniDate 5.0 is recommended for use on hard non porous environmental surfaces such as floors, walls and processing equipment in pharmaceutical and cosmetic processing facilities. This product is effective at 0.5 fl. oz. per 1 gallon of water for pre cleaned or lightly soiled surfaces to disinfect.

## DISINFECTING HAIRDRESSING SALON/BARBER SHOP INSTRUMENTS AND TOOLS

Immerse pre cleaned barber/salon tools (combs, brushes, razors, manicure/pedicure tools, clippers, scissors, trimmer blades) in a solution of SaniDate 5.0 a dilution of 1:256 or 0.5 fl. oz. per gallon of water for at least ten (10) minutes. Rinse instruments thoroughly and dry before reuse. A fresh use solution should be prepared daily or more often if the use solution becomes cloudy or soiled. Note: Plastics may remain immersed until ready to use. Stainless steel shears and instruments must be removed after 10 minutes, rinsed, dried and kept in a clean non contaminated receptacle. Prolonged immersion may cause damage to stainless steel or metal instruments.

## FIELD EQUIPMENT DISINFECTION

SaniDate 5.0 may be used to disinfect harvest equipment such as pickers, harvesters, trailers, trucks (including truck body parts and tires), bins, packing crates, ladders, power tools, hand tools, gloves, rubber boots, pruning shears or other equipment.

1. Before disinfection, move the field equipment into an area with an impervious surface and with controlled drainage. Ensure that no disinfection solution will be released into the environment.
2. Remove gross contamination with a cleaner or other suitable detergent and rinse with water.
3. Use SaniDate 5.0 at a dilution rate of 1:256 (0.5 fl. oz./gal) as a general coarse spray.
4. Allow solution to contact surface for ten (10) minutes.
5. Allow to air dry, do not rinse.

## TRACTOR TRAILER DISINFECTION

SaniDate 5.0 may be used to disinfect and deodorize vehicles such as trucks, trailers, cabs, crates (including truck body parts and tires, mats, wheels). Use SaniDate 5.0 to prevent the cross contamination of bacteria, fungus and mold between loads.

- 1 Before disinfection move the vehicle into an area with an impervious surface and with controlled drainage Ensure that no disinfection solution will be released into the environment
- 2 Remove gross contamination with high pressure water and cleaner or other suitable detergent and rinse with water
- 3 Apply SaniDate 5 0 using a coarse spray device at a rate of 0.5 fl oz per 1 gallon of water for a period of ten (10) minutes
- 4 Rinse all treated surfaces that will contact food or commodities with potable water before use

#### **ANIMAL HEALTH**

SaniDate 5 0 is designed for use in animal hospitals animal laboratories kennels pet shops zoos pet animal quarters poultry premises poultry hatcheries livestock and dairy quarters When used as directed it is specifically designed to disinfect deodorize and clean inanimate hard non porous surfaces such as walls floors sink tops furniture operation tables kennel runs cages and feeding and watering equipment In addition it will disinfect bins and cans and any other hard non porous areas that are prone to odors caused by microorganisms

All treated equipment that will contact feed or drinking water must be rinsed with potable water before reuse

For heavily soiled areas a pre cleaning step is required Prepare a fresh solution for each use

#### **DISINFECTION OF POULTRY PREMISES, TRUCKS, COOPS, CRATES**

- 1 Remove all poultry and feeds from premises trucks coops and crates
- 2 Remove all litter and droppings from floors walls and surfaces of facilities occupied or traversed by poultry
- 3 Empty all troughs racks and other feeding and watering appliances
- 4 Thoroughly clean all surfaces with soap or detergent and rinse with water
- 5 Saturate all surfaces with a solution of 0.5 fl oz per 1 gallon of water for a period of ten (10) minutes
- 6 Immerse all types of equipment used in handling and restraining poultry as well as forks shovels and scrapers used for removing litter and manure
- 7 Ventilate buildings coops and other closed spaces Do not house poultry or employ equipment until treatment has been absorbed set or dried
- 8 Thoroughly scrub all treated feed racks mangers troughs automatic feeders fountains and waterers with soap or detergent and rinse with potable water before reuse

#### **POULTRY HATCHERY DISINFECTION**

- 1 Clean out any remaining eggs and chicks Remove all poultry and feeds from premises trucks coops and crates
- 2 Remove gross soils, such as litter droppings down shell fragments or other hatching related debris from floors walls and surfaces of facilities occupied or traversed by poultry
- 3 Empty all troughs racks and other feeding and watering appliances and equipment
- 4 Thoroughly clean all surfaces with soap or detergent and rinse thoroughly with water
- 5 Saturate all surfaces with a solution of 0.5 fl oz per 1 gallon of water for period of ten (10) minutes
- 6 Ventilate buildings coops and other closed spaces Allow to dry before reintroducing eggs or poultry
- 7 Thoroughly scrub all treated feed racks mangers troughs automatic feeders fountains and waterers with soap or detergent and rinse with potable water before reuse

### TO FOG POULTRY PREMISES, TRUCKS, COOPS, CRATES

SaniDate 5.0 can be used as an adjunct to acceptable manual cleaning and disinfecting to treat hard non porous surfaces

- 1 Clean out any remaining eggs and chicks Remove all poultry and feeds from premises trucks coops and crates
- 2 Remove gross soils such as litter droppings down shell fragments or other hatching related debris from floors walls and surfaces of facilities occupied or traversed by poultry
- 3 Empty all troughs racks and other feeding and watering appliances and equipment
- 4 Ensure room is properly ventilated Vacate all personnel from the room during fogging and for a minimum of 1 hour after fogging to ensure that there is no strong odor which is characteristic of acetic acid before having personnel return to work area
- 5 Fog desired areas using 1 quart per 1 000 feet of room area with a solution of 1 fl oz of SaniDate 5.0 per gallon of potable water (0.25 fl oz per quart of potable water) or a dilution rate of 1:125
- 6 Ventilate buildings coops and other closed spaces for minimum of one hour Allow surfaces to dry before reintroducing eggs or poultry
- 7 Thoroughly scrub all treated feed racks mangers troughs automatic feeders fountains and waterers with soap or detergent and rinse with potable water before reuse

### DISINFECTION AND DEODORIZING OF ANIMAL HOUSING FACILITIES (BARNs, KENNELs, HUTCHES)

- 1 Remove all animals and feed from premises vehicles and enclosures
- 2 Remove all litter and manure from floors walls and surfaces of barns pens stalls chutes and other facilities occupied or traversed by animals
- 3 Empty all troughs racks and other feeding and watering appliances
- 4 Thoroughly clean all surfaces with soap or detergent and rinse with water
- 5 Saturate all surfaces with a solution of 0.5 fl oz per 1 gallon of water for a period of ten (10) minutes
- 6 Immerse all halters ropes and other types of equipment used in handling and restraining animals as well as forks shovels and scrapers used for removing litter and manure
- 7 Ventilate buildings cars boats and other closed spaces Do not house livestock or employ equipment until treatment has been absorbed set or dried
- 8 Thoroughly scrub all treated feed racks mangers troughs automatic feeders fountains and waterers with soap or detergent and rinse with potable water before reuse

### TERRARIUM AND SMALL ANIMAL CAGE DISINFECTION

- 1 Remove all animals and feed from enclosure to be cleaned
- 2 Thoroughly clean all hard non porous surfaces with soap or detergent and rinse with water
- 3 Saturate all surfaces (floors walls cages and other washable hard non porous environmental surfaces) with a solution of 0.5 fl oz per 1 gallon of water for a period of ten (10) minutes For smaller surfaces use a trigger spray bottle to spray all surfaces with solution until wet Then wipe surfaces dry
- 4 Thoroughly scrub all treated surfaces with soap or detergent and rinse with potable water before reuse
- 5 Do not return animals to the habitat until it is dry and ventilated
- 6 Clean terrarium at least once weekly or more as needed

### FOOT BATH MATS, PADS, WALK THROUGH TRAYS

Place foot bath mats pads or trays at the entrances of all rooms and buildings to prevent cross contamination from area to area in animal containment areas livestock and dairy quarters poultry premises greenhouses packing houses food processing and rendering plants



- 1 Prior to use of this product rinse or brush footwear surfaces to remove gross filth
- 2 Make a solution using 0.5 – 1.0 fl oz of SaniDate 5.0 per gallon of water and add to foot bath mat, pad or tray, filling to capacity
- 3 Place boots and shoes in the foot bath mat pad or tray containing the recommended solution of SaniDate 5.0 Allow surface to remain wet for ten (10) minutes prior to entering next area Change solution daily or as needed

For Foaming applications, add 2 – 4 fl oz per gallon of water mixed with foaming solution Follow foaming directions as specified by the manufacturer of the foam generator/aerator

#### **DISINFECTION OF WATER FILTER MEDIA, MEMBRANES AND RELATED COMPONENTS AND SYSTEMS** *(Not for use in California)*

SaniDate 5.0 is an effective disinfectant used for the reduction and removal of bio organisms on the surfaces of the filter and membrane media media housings, and related devices and equipment It may be used for filter media or related system components or in Clean in Place (CIP) systems

Disinfection and/or treatment of filter media and membrane in potable water systems should be performed when system is **NOT** in use or online

For filter media disinfection applications, use a rate of 0.1 – 1 fl oz per gallon and allow to soak for ten (10) minutes Drain filter media and then rinse with clean water Prior to producing product water (Permeate) test a sample of the permeate using BioSafe Systems Test Strips to determine the level of active ingredients remaining in the permeate

For clean in place (CIP) applications involving filters use a rate of 2.5 to 10.25 fl oz per 100 gallons Re circulate solution for a minimum of 10 minutes Upon completion of cleaning cycle, flush filter housings and/or assemblies with clean water Test a sample of water being used to flush filter media with BioSafe Systems Test Strips to determine levels of active ingredients remaining in the flush water

For direct disinfection of membranes use a solution of 0.1 fl oz per 1 gallon of water or 0.5 fl oz for 5 gallons of water within a pH range of 3-7 and maximum water temperature of 80 degrees F Allow the membranes to soak for a minimum of 10 minutes Flush or rinse membranes with clean water after treatment Test flush water with BioSafe Systems Test Strips to determine remaining active ingredient levels

For membrane CIP systems use a dilution rate of 2.5 – 10.25 fl oz per 100 gallons within a pH of 3.7 and a maximum water temperature of 80 Degrees F After thorough draining of the solution rinse the media thoroughly with clean or sterile water for a minimum of ten (10) minutes Test sample of flush water with BioSafe Systems Test Strips to determine remaining active ingredient levels

To calculate the amount of product to be used for CIP systems, identify total volume of all tanks, vessels and piping Prepare dilution based on sum of all identified tank vessel and piping volumes

#### **COMMERCIAL FLORIST USE DIRECTIONS**

To clean, disinfect and deodorize hard non porous surfaces prepare use solution by adding 0.5 fl oz for one gallon of water

- 1 Remove all leaves, petals garbage and refuse Pre clean surfaces using pressurized water where possible
- 2 Apply SaniDate 5.0 solution to hard (inanimate) non-porous surfaces thoroughly wetting surfaces as recommended and required with a cloth, mop, brush, sponge, or sprayer
- 3 Allow treated surfaces to remain wet for ten (10) minutes
- 4 Ventilate treated surfaces and allow to air dry

SaniDate 5.0 EPA Reg No 70299-1  
Notification

Label version (5) Redline copy dated August 2, 2012  
Page 14 of 27

- 5 Prepare a fresh solution at least daily or sooner if use solution becomes visibly dirty

#### **DISINFECTION OF HARD, NON POROUS FOOD CONTACT SURFACES IN FOOD PROCESSING PLANTS AND FOOD SERVICE ESTABLISHMENTS**

Before using this product food products and packaging materials must be removed from area or carefully protected

- 1 Prior to use of this product remove gross soil particles from surfaces to be treated For heavily soiled surfaces a pre wash is required
- 2 Apply 0.5 fl. oz of SaniDate 5.0 per gallon of water with a mop cloth sponge or hand trigger spray so as to wet all surfaces thoroughly
- 3 Allow to remain wet with solution for ten (10) minutes
- 4 Rinse all treated surfaces thoroughly with potable water before operations are resumed

#### **DISINFECTION OF NON FOOD CONTACT PACKAGING EQUIPMENT**

- 1 Prior to use of this product remove gross soil particles from surfaces to be treated For heavily soiled surfaces a pre wash is required
- 2 For disinfection apply 0.5 fl. oz of SaniDate 5.0 per gallon of water to surfaces at a temperature of 25° to 45° C
- 3 Allow to remain wet with solution for ten (10) minutes
- 4 Rinse surfaces thoroughly with potable water before operations are resumed

#### **PACKINGHOUSE, FOOD STORAGE FACILITIES, FOOD PROCESSING AND RENDERING PLANT DISINFECTION**

Apply SaniDate 5.0 on all surfaces and equipment found in commercial packinghouses including dump tanks drenches crates containers conveyors storages walls floors and process lines

Cover or remove all food and packaging materials before disinfection

For Pre Cleaned Surfaces Use a rate of 0.5 fl. oz per gallon for hard non porous surfaces that are lightly soiled or have been pre cleaned to remove gross contamination

To Fog Dairy Beverage Food Storage Facilities Packing Houses and Food Processing Plants SaniDate 5.0 can be used as an adjunct to acceptable manual cleaning and disinfecting to treat hard non porous room surfaces

- 1 Remove gross filth from surfaces to be treated
- 2 Prior to fogging remove or carefully protect all food product and packaging materials
- 3 Ensure room is properly ventilated Vacate all personnel from the room during fogging and for a minimum of 1 hour after fogging to ensure that there is no strong odor which is characteristic of acetic acid before having personnel return to work area
- 4 Fog desired areas using 1 quart per 1 000 feet of room area with a solution of 1 fl. oz of SaniDate 5.0 per gallon of potable water (0.25 fl. oz per quart of potable water) or a dilution rate of 1:125
- 5 Allow surfaces to drain thoroughly before operations are resumed Any food contact surfaces must be rinsed with potable water prior to re use

Foaming Applications Apply SaniDate 5.0 as a foam treatment to enhance contact on hard non porous surfaces vertical surfaces and irregular surfaces such as metal grating and structural steel where contact is difficult to maintain with coarse spray treatments Add a foaming agent to the spray tank that contains the diluted SaniDate 5.0 solution Apply foam until the surface treated is completely covered Allow foam treated surface to air dry Do not rinse

## **CONTROL OF ALGAL, AND SLIME-FORMING BACTERIAL GROWTH IN INDOOR, CLOSED LOOP, NON-POTABLE, NON FOOD CONTACT WATER SYSTEMS**

### **TREATMENT OF COOLING WATER SYSTEMS (such as cooling towers, evaporative condensers)**

Severely fouled systems should be cleaned before treatment. Discontinue use of chlorine or bromine products prior to using this product. SaniDate 5.0 should be added to the system directly and not mixed with other chemicals or additives prior to dosing. Other chemicals should be added separately. Check compatibility of SaniDate 5.0 with any other chemicals or additives prior to use. Contamination with certain chemicals could result in lack of efficacy. Add SaniDate 5.0 at a point in the system where uniform mixing and even distribution will occur such as the cooling tower basin sump. Shock doses may be applied for 1 to 2 hours as necessary whereas intermittent doses are applied for 5 to 60 minutes 1 to 100 times per day. For either shock intermittent or continuous dosing apply 4.5 to 22.5 fl oz of SaniDate 5.0 solution per 1,000 gallons of water. This will provide 25 to 176 ppm of SaniDate 5.0 or 2 to 9 ppm of peroxyacetic acid. Repeat treatment as required to maintain control.

## **CONTROL OF ALGAL AND SLIME FORMING BACTERIAL GROWTH IN LIVESTOCK WATER**

### **STOCK TANKS AND LIVESTOCK WATER**

Use SaniDate 5.0 to suppress / control algae odor causing and slime forming bacteria and sulfides in stock tanks stock watering ponds tanks and troughs and livestock water. Apply 1.2 to 6.0 fluid ounces of SaniDate 5.0 per 250 gallons of water (2 – 10 ppm of 100% peroxyacetic acid) for algae control. Product can be simply added to the body of water as the residual control will allow for even distribution throughout the water column. Where existing algae mats are present at time of treatment the most effective control will be obtained by breaking up mats and/or evenly dispersing diluted SaniDate 5.0 over the algae mats. Apply SaniDate 5.0 as needed to control and prevent algae growth apply more often in times of higher water temperatures.

Drip system application for livestock watering tanks. Tanks fed by a continuous flow of spring or well water can be equipped with a chemical drip system designed to meter in SaniDate 5.0 based upon water flow rates. Pre dilute SaniDate 5.0 at a 265:1 rate or 4 mL/minute water flow rate. Treat continuously or as needed to control and prevent algae regrowth.

## **POST HARVEST TREATMENTS**

Use SaniDate 5.0 for the treatment of waters used in the handling processing packing or storage of raw fruits and vegetables. SaniDate 5.0 may also be used to control the growth of spoilage and decay causing bacterial and fungal diseases on post harvest fruits and vegetables. For post harvest applications fruits and vegetables can be sprayed or submerged in the resulting solution for a minimum contact time of 45 seconds followed by adequate draining.

**Note** May cause bleaching of treated surfaces, test commodity if unsure

### **TREATMENT OF FRUIT AND VEGETABLE PROCESSING WATERS**

Use SaniDate 5.0 for the treatment of waters used in the processing of raw fruits and vegetables. Mix SaniDate 5.0 with water either batch wise or continuously at a rate of 59.1 to 209.5 fl oz of SaniDate 5.0 solution to 1,000 gallons water. This will provide 462 to 1636 ppm of SaniDate 5.0 or 24 to 85 ppm 100% peracetic acid in the use solution. The fruits and vegetables can be sprayed or submerged in the resulting solution for a minimum contact time of 45 seconds followed by adequate draining. At this use dilution SaniDate 5.0 will control the growth of spoilage and decay causing non public health organisms in process waters and on the surface of fresh cut or post harvest fruits and vegetables. This product is not intended for control of any public health organisms on fruit and vegetable surfaces.

**TREATMENT FOR NON POTABLE WATER SYSTEMS (wash tanks, dip tanks, drench tanks, evaporators, humidification systems and/or storage tanks)**

Treat water containing plant pathogens with 0.62 fl oz of SaniDate 5.0 for every 10 gallons of water or use a dilution rate of 1:620. This will provide 462,163 ppm of SaniDate 5.0 or 24 to 85 ppm 100% peracetic acid in the use solution.

**POST HARVEST SPRAY TREATMENTS ON PROCESS AND PACKING LINES**

Inject SaniDate 5.0 directly into spray misting humidification fogging and spray bar system make up system water on process and packing lines to prevent bacterial and fungal diseases on post harvest fruits and vegetables. Inject at a rate of 1:250. 1:2500 concentrate to clean water. For best results where dump tanks are used make post harvest spray treatment as produce is leaving dump tanks. Applicable for use on all types of post harvest commodities.

**DISINFECTION OF POTATO STORAGE AREAS AND EQUIPMENT**

- 1 Remove all potatoes prior to disinfection of potato storage areas and equipment
- 2 Prior to use of this product remove gross soil particles from surfaces to be treated. For heavily soiled surfaces a pre wash is required.
- 3 Apply 0.5 fl oz of SaniDate 5.0 per gallon of water with a mop cloth sponge or hand trigger spray so as to wet all surfaces thoroughly.
- 4 Allow to remain wet with solution for ten (10) minutes.
- 5 Rinse all treated surfaces thoroughly with potable water before operations are resumed.

**SPRAY TREATMENTS FOR NEWLY HARVESTED POTATOES PRIOR TO STORAGE**

Crop	Disease	Application Rate	Directions
Potatoes	Bacteria Soft Rot Early Blight Fusarium Tuber Rot Late Blight Silver Scurf	0.519 fl oz of SaniDate 5.0 Sanitizer per gallon of water	Spray diluted solution on tuber to runoff to achieve full and even coverage. The use of additional surfactant is acceptable to aid in sticking. Use 1 to 2 gallons of water per ton of potatoes.

**DIRECT INJECTION INTO HUMIDIFICATION WATER FOR POST HARVEST POTATOES IN STORAGE**

Crop	Disease	Application Rate	Directions
Potatoes	Bacteria Soft Rot Early Blight Fusarium Tuber Rot Late Blight Silver Scurf	0.205 fl oz of SaniDate 5.0 per gallon of water	Inject concentrate into makeup water used in humidification of postharvest potatoes in storage.

**WATER TREATMENT**

**CONTAINED WATERS** – Kills, controls and prevents algae and cyanobacteria in contained waters such as Water Gardens, Fish Ponds, Ornamental Pools/Ponds, Ornamental Waterfalls, Fountains, Watering Tanks, Storage Tanks, Water Collectors and Domestic/Commercial Waters. Waters treated with SaniDate 5.0 are permissible to be used without interruption.

**DETERMINING WATER VOLUME**

Measure length (L), width (W) and average depth (D) in feet (ft) or meters (m) and calculate volume using one of the following formulas:

SaniDate 5.0 EPA Reg. No. 70299-19  
Notification

Label version (5) Redline copy dated August 2, 2012  
Page 17 of 27

Square/Rectangular  
 $L(\text{ft}) \times W(\text{ft}) \times D(\text{ft}) \times 7.5 = \text{Gallons}$   
 $L(\text{m}) \times W(\text{m}) \times D(\text{m}) \times 1000 = \text{Liters}$

Circular/Elliptical  
 $L(\text{ft}) \times W(\text{ft}) \times D(\text{ft}) \times 5.9 = \text{Gallons}$   
 $L(\text{m}) \times W(\text{m}) \times D(\text{m}) \times 786 = \text{Liters}$

$\frac{\text{Avg Length (ft)} \times \text{Avg Width (ft)}}{43,560} = \text{acres}$

### **APPLICATION METHODS**

In bodies of water where an aerator is available and when treating the entire water volume dose at the edges or in the turbulence created while the aerator runs to facilitate rapid and adequate mixing

Spot Treatment Apply SaniDate 5.0 directly over the infested area. Re treatment is required when heavy growth occurs

Liquid Treatment Spray solution on the water surface from shore or a properly equipped boat

Injection Treatment Inject solution into the water via a piping system

### **APPLICATION RATES**

Algae Density	Teaspoons SaniDate 5.0 / 50 gallons	Fluid Ounces SaniDate 5.0 / 1000 gallons	PPM Peroxyacetic Acid	PPM Hydrogen Dioxide
Low	1.0	2.6	1.1	4.8
Moderate	2.0	5.3	2.2	9.5
High	3.0	8.0	3.3	14.3

### **EFFECTIVENESS FACTORS**

- Effects of SaniDate 5.0 treatment are immediately apparent (bubbling, bleaching & discoloration of algae)
- SaniDate 5.0 treatments are successful when contact of the pesticide is made with the algae. When treating surface mats and blooms, it is possible that SaniDate 5.0 will not penetrate the water column below the infested area and a second application is then required for treating any bottom growing algae.

Apply more often during the summer months when water consumption and temperatures are high

### **CONTROL OF ALGAL AND SLIME FORMING BACTERIAL GROWTH IN AGRICULTURAL IRRIGATION SYSTEMS AND WATER**

#### **FOR AGRICULTURAL IRRIGATION WATER AND DRAINAGE DITCHES**

Use SaniDate 5.0 to treat water to suppress / control algae, bacterial slime and odors and sulfides in agricultural irrigation and drainage water and ditches. For irrigation water, apply 4.8 to 24 fluid ounces of SaniDate 5.0 per 1,000 gallons of water. This amount will provide 2 – 10 ppm of 100% peroxyacetic acid. Product can be simply added to the body of water as the residual control will allow for even distribution throughout the water column. Apply SaniDate 5.0 as needed to control and prevent algae growth, apply more often in times of higher water temperatures.

## **DISINFECTION OF GREENHOUSE SURFACES AND EQUIPMENT**

Use SaniDate 5.0 to disinfect and suppress/control algae, fungi and bacterial growth on hard non porous surfaces such as glazing, plastic pots, flats, trays, cutting tools, benches, work areas, walkways, floors, walls, fan blades, ventilation ducts, watering systems, coolers, storage rooms, structures and equipment.

Clean surfaces before treatment. Sweep and remove all plant debris and use power sprayer to wash all surfaces to remove loose dirt. Use a dilution of 1:256 of SaniDate 5.0 or 0.5 fl. oz. per gallon of water for all non porous surfaces that have been pre cleaned with water. Apply solution with mop, sponge, power sprayer or fogger to thoroughly wet all surfaces. Cutting tools may be soaked to ensure complete coverage. To disinfect, allow surfaces to remain wet with solution for ten (10) minutes.

Heavy growths of algae and fungi may have to be scrubbed off following application. Repeat treatment as required to maintain control.

**Foaming Applications** Apply SaniDate 5.0 as a foam treatment to enhance contact on hard non porous surfaces, vertical surfaces and irregular surfaces such as metal grating and structural steel where contact is difficult to maintain with coarse spray treatments. Add a foaming agent to the spray tank that contains the diluted SaniDate 5.0 solution. Apply foam until the surface treated is completely covered. Allow foam treated surface to air dry. Do not rinse.

## **CONTROL OF ALGAL, FUNGAL AND ODOR CAUSING BACTERIAL GROWTH ON NON FOOD CONTACT GREENHOUSE WATERING SYSTEMS**

### **TREATMENT OF GREENHOUSE EVAPORATIVE COOLERS**

Treat contaminated surfaces with a dilution of 1:256 of SaniDate 5.0 or 0.5 fl. oz. per gallon of water. For maintenance, treat cooler water once a week with a dilution of 1:800 of SaniDate 5.0 for every gallon of cooling water.

### **TREATMENT OF GREENHOUSE IRRIGATION SYSTEMS**

(such as flooded floors, flooded benches, recycled water systems, drip, trickle, capillary mats, sprinkler systems, humidification and misting systems) – Treat contaminated water with a dilution of 1:2200 of SaniDate 5.0. For maintenance, treat clean water with a dilution of 1:22,000 to 1:44,000 of SaniDate 5.0 as needed for the control of algae and bacteria. For fungal control, increase maintenance rate to 1:5,000 to 1:10,000. Refer to Chemigation Directions for Use for specific instructions on using this product through irrigation systems.

## **WATER DAMAGE RESTORATION**

Use SaniDate 5.0 to control the growth of odor causing bacteria and fungi in water damage restoration situations. This product is suitable for use on hard non porous surfaces along with the following porous and semi porous materials: carpets, carpet cushion, sub floors, drywall, trim, frame, lumber, tackless strip and paneling.

### **SEWER BACKUP AND RIVER FLOODING *(Not for use in California)***

During mitigation procedures, prepare a solution of SaniDate 5.0 by adding 1 fl. oz. of the product to 1 gallon of potable water, allowing for the diluting effect of absorbed water within the saturated materials. Remove heavy soil or gross filth from surfaces by cleaning with SaniDate 5.0 solution by wiping, mopping or as a coarse spray. Saturate all affected materials with the solution using a coarse spray before cleaning and extraction. Allow surfaces and materials to remain wet with solution for ten (10) minutes. Follow with a thorough extraction. Dry rapidly and thoroughly. Use proper ventilation.

## **CONTROL OF BACTERIAL GROWTH ON HARD, NON POROUS SURFACES**

### **BACTERIOSTATIC** *(Not for use in California)*

At 0.5 fl oz per 1 gallon of water SaniDate 5.0 is effective at inhibiting the growth of bacteria when used in the presence of 400 ppm hard water and organic soil. This product can be used on floors, walls and other hard non porous surfaces such as tables, chairs, countertops, bathroom fixtures, sinks, shelves, racks, carts, refrigerators, coolers, glazed tile and use sites listed on this label made of linoleum, vinyl, glazed porcelain, plastic (such as polypropylene and polyethylene), stainless steel or glass.

### **CHEMIGATION**

#### **General Requirements**

- 1) Apply this product only through a drip system or sprinkler including center pivot, lateral move, end tow, side (wheel) roll, traveler, big gun, solid set, hand move, flood (basin), furrow, border or drip (trickle) irrigation systems. Do not apply this product through any other type of irrigation system.
- 2) Crop injury, lack of effectiveness, or illegal pesticide residues in the crop can result from non uniform distribution of treated water.
- 3) If you have questions about calibration, you should contact State Extension Service specialists, equipment manufacturers or other experts.
- 4) Do not connect an irrigation system (including greenhouse systems) used for pesticide application to a public water system unless the pesticide label prescribed safety devices for public water systems are in place.
- 5) A person knowledgeable of the chemigation system and responsible for its operation, or under the supervision of the responsible person, shall shut the system down and make necessary adjustments should the need arise.
- 6) Posting of areas to be chemigated is required when 1) any part of a treated area is within 300 feet of sensitive areas such as residential areas, labor camps, businesses, day care centers, hospitals, inpatient clinics, nursing homes or any public areas such as schools, parks, playgrounds or other public facilities not including public roads, or 2) when the chemigated area is open to the public such as golf courses or retail greenhouses.
- 7) Posting must conform to the following requirements: Treated areas shall be posted with signs at all usual points of entry and along likely routes of approach from the listed sensitive areas. When there are no usual points of entry, signs must be posted in the corners of the treated areas and in any other location affording maximum visibility to sensitive areas. The printed side of the sign should face away from the treated area towards the sensitive area. The signs shall be printed in English. Signs must be posted prior to application and must remain posted until foliage has dried and soil surface water has disappeared. Signs may remain in place indefinitely as long as they are composed of materials to prevent deterioration and maintain legibility for the duration of the posting period.
- 8) All words shall consist of letters at least 2.5 inches tall and all letters and the symbol shall be a color which sharply contrasts with their immediate background. At the top of the sign shall be the words KEEP OUT followed by an octagonal stop sign symbol at least 8 inches in diameter containing the word STOP. Below the symbol shall be the words PESTICIDES IN IRRIGATION WATER.

#### **Specific Requirements for Chemigation Systems Connected to Public Water Systems**

- 1) Public water system means a system for the provision to the public of piped water for human consumption if such system has at least 15 service connections or regularly serves an average of at least 25 individuals daily at least 60 days out of the year.
- 2) Chemigation systems connected to public water systems must contain a functional reduced pressure zone backflow preventer (RPZ) or the functional equivalent in the water supply line upstream from the point of pesticide introduction. As an option to the RPZ, the water from the public water system should be discharged into a reservoir tank prior to

pesticide introduction There shall be a complete physical break (air gap) between the outlet end of the fill pipe and the top or overflow rim of the reservoir tank of at least twice the inside diameter of the fill pipe

- 3) The pesticide injection pipeline must contain a functional automatic quick closing check valve to prevent the flow of fluid back toward the injection pump
- 4) The pesticide injection pipeline must contain a functional normally closed solenoid operated valve located on the intake side of the injection pump and connected to the system interlock to prevent fluid from being withdrawn from the supply tank when the irrigation system is either automatically or manually shut down
- 5) The system must contain functional interlocking controls to automatically shut off the pesticide injection pump when the water pump motor stops or in cases where there is no water pump when the water pressure decreases to the point where pesticide distribution is adversely affected
- 6) Systems must use a metering pump such as a positive displacement injection pump (e.g. diaphragm pump) effectively designed and constructed of materials that are compatible with pesticides and capable of being fitted with a system interlock
- 7) Do not apply when wind speed favors drift beyond the area intended for treatment

#### **Specific Requirements for Sprinkler Chemigation -**

- 1) The system must contain a functional check valve vacuum relief valve and low pressure drain appropriately located on the irrigation pipeline to prevent water source contamination from backflow
- 2) The pesticide injection pipeline must contain a functional automatic quick closing check valve to prevent the flow of fluid back toward the injection pump
- 3) The pesticide injection pipeline must also contain a functional normally closed solenoid operated valve located on the intake side of the injection pump and connected to the system interlock to prevent fluid from being withdrawn from the supply tank when the irrigation system is either automatically or manually shut down
- 4) The system must contain functional interlocking controls to automatically shut off the pesticide injection pump when the water pump motor stops
- 5) The irrigation line or water pump must include a functional pressure switch which will stop the water pump motor when the water pressure decreases to the point where pesticide distribution is adversely affected
- 6) Systems must use a metering pump such as a positive displacement injection pump (e.g. diaphragm pump) effectively designed and constructed of materials that are compatible with pesticides and capable of being fitted with a system interlock
- 7) Do not apply when wind speed favors drift beyond the area intended for treatment

#### **Specific Requirements for Flood Chemigation -**

- 1) Systems using a gravity flow pesticide dispensing system must meter the pesticide into the water at the head of the field and downstream of a hydraulic discontinuity such as a drop structure or weir box to decrease potential for water source contamination from backflow if water flow stops
- 2) The systems utilizing a pressurized water and pesticide injection system must meet the following requirements
  - a) The system must contain a functional check valve vacuum relief valve and low pressure drain appropriately located on the irrigation pipeline to prevent water source contamination from backflow
  - b) The pesticide injection pipeline must contain a functional automatic quick closing check valve to prevent the flow of fluid back toward the injection pump
  - c) The pesticide injection pipeline must also contain a functional normally closed solenoid operated valve located on the intake side of the injection pump and connected to the system interlock to prevent fluid from being withdrawn from the



supply tank when the irrigation system is either automatically or manually shut down

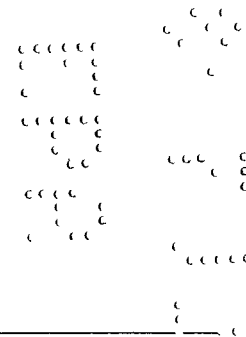
- d The system must contain functional interlocking controls to automatically shut off the pesticide injection pump when the water pump motor stops
- e The irrigation line or water pump must include a functional pressure switch which will stop the water pump motor when the water pressure decreases to the point where pesticide distribution is adversely affected
- f Systems must use a metering pump such as a positive displacement injection pump (e.g. diaphragm pump) effectively designed and constructed of materials that are compatible with pesticides and capable of being filled with a system interlock

#### Specific Requirements for Drip (Trickle) Chemigation

- 1) The system must contain a functional check valve vacuum relief valve and low pressure drain appropriately located on the irrigation pipeline to prevent water source contamination from backflow
- 2) The pesticide injection pipeline must contain a functional automatic quick closing check valve to prevent the flow of fluid back toward the injection pump
- 3) The pesticide injection pipeline must also contain a functional normally closed solenoid operated valve located on the intake side of the injection pump and connected to the system interlock to prevent fluid from being withdrawn from the supply tank when the irrigation system is either automatically or manually shut down
- 4) The system must contain functional interlocking controls to automatically shut off the pesticide injection pump when the water pump motor stops
- 5) The irrigation line or water pump must include a functional pressure switch which will stop the water pump motor when the water pressure decreases to the point where pesticide distribution is adversely affected
- 6) Systems must use a metering pump such as a positive displacement injection pump (e.g. diaphragm pump) effectively designed and constructed of materials that are compatible with pesticides and capable of being filled with a system interlock

#### Application Instructions

- 1) Remove scale pesticide residues and other foreign matter from the chemical supply tank and entire injector system Flush with clean water Failure to provide a clean tank void of scale or residues may cause product to lose effectiveness or strength
- 2) Determine the treatment rates as indicated in the directions for use and make proper dilutions
- 3) Prepare a solution in the chemical tank by filling the tank with the required water and then adding product as required The product will immediately go into suspension without any required agitation
- 4) Do not apply SaniDate 5.0 in conjunction with any other pesticides or fertilizers this has the potential to cause reduced performance of the product Avoid application in this manner



# **STORAGE AND DISPOSAL**

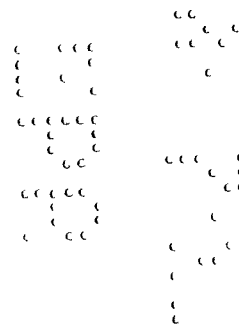
Do not contaminate water food or feed by storage or disposal

**PESTICIDE STORAGE** Store in original containers in a cool well vented area away from direct sunlight Do not allow product to become overheated in storage This may cause increased degradation of the product which will decrease product effectiveness In case of spill flood area with large quantities of water Do not store in a manner where cross contamination with other pesticides or fertilizers could occur

**PESTICIDE DISPOSAL** Pesticide wastes are acutely hazardous Improper disposal of excess pesticide spray mixture or rinsate is a violation of Federal Law If these wastes cannot be disposed of by use according to label directions contact your State Pesticide or Environmental Control Agency or the Hazardous Waste Representative at the nearest EPA Regional Office for guidance

**CONTAINER DISPOSAL (Containers equal to or less than 5 gallons)** Nonrefillable container Do not reuse or refill this container Triple rinse container (or equivalent) promptly after emptying Triple rinse as follows Empty the remaining contents into application equipment or a mix tank Fill the container 1/4 full with water and recap Shake for 10 seconds Pour rinsate into application equipment or a mix tank or store rinsate for later use or disposal Drain for 10 seconds after the flow begins to drip Repeat this procedure two more times Then offer for recycling if available or puncture and dispose of in a sanitary landfill or by incineration Do not burn unless allowed by state and local ordinances Batch Code \_\_\_\_\_

**CONTAINER DISPOSAL (Containers greater than 5 gallons)** Nonrefillable container Do not reuse or refill this container Triple rinse container (or equivalent) promptly after emptying Triple rinse as follows Empty the remaining contents into application equipment or a mix tank Fill the container 1/4 full with water Replace and tighten closures Tip container on its side and roll it back and forth ensuring at least one complete revolution for 30 seconds Stand the container on its end and tip it back and forth several times Empty the rinsate into application equipment or a mix tank or store rinsate for later use or disposal Repeat this procedure two more times Then offer for recycling if available or puncture and dispose of in a sanitary landfill or by incineration Do not burn unless allowed by state and local ordinances Batch Code \_\_\_\_\_





### **Optional Label Claims for SaniDate 5 0**

- SaniDate 5 0 is a versatile cleaner sanitizer and broad spectrum disinfectant for hard non porous surfaces
- SaniDate 5 0 contains no phosphorous
- SaniDate 5 0 cleans by removing dirt grime blood urine fecal matter and other common soils found in animal housing facilities livestock swine and poultry facilities grooming facilities farms kennels pet stores veterinary clinics laboratories or other small animal facilities It (also) eliminates odors leaving surfaces smelling clean and fresh
- SaniDate 5 0 can be used to disinfect clean and deodorize terrarium and small animal cages
- SaniDate 5 0 is an economical concentrate that can be used with a mop and bucket trigger spray sponge or by soaking
- SaniDate 5 0 will not leave a grit or soap scum
- When used as directed this product will deodorize surfaces in restrooms and toilet areas behind and under sinks and counters garbage cans and garbage storage areas and other places where bacterial growth can cause malodors
- SaniDate 5 0 inhibits bacterial growth and deodorizes by killing microorganisms that cause offensive odors *(Not for use in California)*
- SaniDate 5 0 is a versatile disinfectant and sanitizer for veterinarian animal care animal laboratory and agricultural and farm premises applications
- SaniDate 5 0 is approved as a sanitizer in public eating places dairy processing equipment and food processing equipment and utensils A potable rinse is not allowed when used as a sanitizer on food contact surfaces
- SaniDate 5 0 is for use as a sanitizer on food contact surfaces food processing equipment and utensils and as a disinfectant on hard non porous surfaces A potable water rinse is not allowed when used as a sanitizer on food contact surfaces
- SaniDate 5 0 is for use as a sanitizer in bottling and beverage dispensing equipment
- SaniDate 5 0 is for use as a sanitizer in sanitary filling of bottles and cans
- SaniDate 5 0 is for use as a sanitizer in beer fermentation and holding tanks
- SaniDate 5 0 is for use as a sanitizer in wineries for use on holding tanks floors and processing equipment
- SaniDate 5 0 is for use as a sanitizer in dairy clean in place systems
- Use SaniDate 5 0 to sanitize and disinfect non porous salon/barber tools and instruments such as combs brushes scissors clippers trimmers razors blades tweezers and manicure instruments
- Use SaniDate 5 0 on the multi touch surfaces responsible for cross contamination
- SaniDate 5 0 is a concentrate formulation designed for use in commercial institutional and industrial operations
- SaniDate 5 0 controls the growth of odor causing and slime forming bacteria
- SaniDate 5 0 is an effective anti microbial cleaner designed for use by wholesale and retail florists shippers and in greenhouses
- When used as directed SaniDate 5 0 will disinfect hard non porous surfaces such as flower buckets walls floors shippers greenhouse packing areas garbage pails and other areas where obnoxious odors may develop
- SaniDate 5 0 may be used as a general purpose anti microbial detergent in florist shops wholesale florist shippers greenhouse packing areas and other commercial floriculture places for efficient cleaning and anti microbial action against certain bacteria which cause
  - Plugging of stems with slime which reduces uptake of water for various flowers including roses chrysanthemums gladioli and tulips
  - Production of ethylene gas which may injure blooms of the various sensitive flowers including carnations snapdragons some orchids baby's breath sweet peas freesia and alstroemeria

SaniDate 5 0 EPA Reg No 70299 19

Notification

Label version (5) Redline copy dated August 2 2012

Page 25 of 27

- SaniDate 5 0 may be applied through automatic washing systems immersion tanks foaming apparatus low pressure sprayers and fogging (wet misting) systems
- SaniDate 5 0 meets AOAC Germicidal and Detergent Test Standards for food contact surfaces
- SaniDate 5 0 meets AOAC efficacy standards for hard surface sanitizing
- SaniDate 5 0 meets AOAC efficacy standards for hard surface non food contact sanitizing
- SaniDate 5 0 is formulated to effectively eliminate offensive odors caused by mold and mildew
- Antibacterial
- Hospital Use Disinfectant
- Effective against Human Influenza Virus (H1N1)
- Effective against Swine Flu Virus (H1N1)
- Effective against *Methicillin-resistant Staphylococcus aureus* (MRSA)
- Effective against Avian Influenza Virus (H9N2)
- Institutional Use Disinfectant
- Easy to use
- For sanitizing of hard non porous surfaces structures & equipment
- Ready to use Activated Peroxide Disinfectant
- Activated Peroxygen treatment
- Activated Peroxygen chemistry
- Contains no phosphates
- Sanitizes and deodorizes
- Leaves no residue
- Scent free
- Chlorine free
- Versatile Sanitizer
- A post harvest treatment for the prevention and control of plant pathogenic diseases on all fruits and vegetables and other agricultural crops in dump tanks hydro coolers and process waters
- A treatment for the prevention and control of plant pathogenic diseases on surfaces equipment and structures used in processing post harvest commodities
- Controls the growth of odor causing and slime forming bacteria
- A treatment for the prevention and control of algae & cyanobacteria in waters
- Easy to use
- Effective over a wide range of pH conditions
- Reduces organic build up and noxious odors including hydrogen sulfide
- Controls algae blooms
- Controls odors
- Algaecide
- Kills algae
- Non harmful to fish or aquatic life
- May be used in water features containing fish and plants
- Keeps water clean
- Rids water of algae
- Removes algae on contact
- Treats controls and prevents algae
- Use on water gardens ornamental ponds waterfalls fountains or stone water features
- Alternative to copper based products
- Liquid algaecide for treating waterscapes
- Enhance water's quality and appearance
- Kills stubborn algae quickly

- Removes algae from your water
- Fact acting algae control
- Pond algaecide
- Kills stubborn algae
- Reduces algae growth
- Inhibits growth of many types of algae
- Biodegradable
- Will not harm plants
- Contains no metals
- For water with fish
- For pristine water
- For algae free water
- Begins working immediately
- Eliminates algae
- Get rid of algae problems
- Bactericide
- Fungicide
- Sanitizer
- Disinfectant
- See inside for full instructions
- For the sanitization and disinfection of hard non porous surfaces
- To inhibit the growth of algae bacteria mold and mildew on hard non porous surfaces
- For the control of odor causing bacteria and fungi in water damage restoration situations
- For use in hospitals and healthcare facilities
- For use in commercial agricultural post harvest and horticultural water treatment applications
- For the treatment of water for industrial and commercial water treatment systems

