

70299-16

6/21/2012

1/27



UNITED STATES ENVIRONMENTAL PROTECTION AGENCY
WASHINGTON D C 20460

OFFICE OF CHEMICAL SAFETY
AND POLLUTION PREVENTION

BioSafe Systems, LLC
22 Meadow Street
East Hartford, CT 06108

JUN 21 2012

Attention Donna Bishel
Regulatory Specialist

Subject GreenClean 6% Liquid
EPA Reg No 70299-16
Notification Letter Dated May17, 2012

This will acknowledge receipt of your notification for the aforementioned product labels, submitted under the provisions of FIFRA Section 3(c) (9) Based on a review of the submitted material, the following apply

- Revising Storage and Disposal labeling language

The Notification is in compliance with PR Notice 98-10 and is acceptable This information has been made a part of your file

If you have any questions concerning this letter, please contact Demson Fuller at (703) 308-8062

Sincerely,

A handwritten signature in black ink that reads "M Swindell".

Marshall Swindell
Product Manager (33)
Regulatory Management Branch 1
Antimicrobials Division (7510C)

2/27

Please read instructions on reverse before completing form

Form Approved OMB 2070-0060, Approval expires 2 28 95



United States
Environmental Protection Agency
Washington DC 20460

Registration
 Amendment
 Other

OPP Identifier Number

Application for Pesticide - Section I

1 Company/Product Number 70299-16	2 EPA Product Manager Marshall Swindell	3 Proposed Classification <input checked="" type="checkbox"/> None <input type="checkbox"/> Restricted
4 Company/Product (Name) GreenClean 6% Liquid	PM# 33/Antimicrobial Division	
5 Name and Address of Applicant (Include ZIP Code) BioSafe Systems LLC 22 Meadow Street East Hartford, CT 06108 <input type="checkbox"/> Check if this is a new address	6 Expedited Review In accordance with FIFRA Section 3(c)(3) (b)(i) my product is similar or identical in composition and labeling to EPA Reg No _____ Product Name _____	

Section - II

<input type="checkbox"/> Amendment Explain below	<input type="checkbox"/> Final printed labels in response to Agency letter dated _____
<input type="checkbox"/> Resubmission in response to Agency letter dated _____	<input type="checkbox"/> "Me Too" Application
<input checked="" type="checkbox"/> Notification Explain below	<input type="checkbox"/> Other Explain below

Explanation Use additional page(s) if necessary (For section I and Section II)

Notification of label change per PR Notice 2007 4 This notification is consistent with the guidance in PR Notice 2007 4 and the requirements of EPA's regulations at 40 CFR §§ 156 10 156 140 156 144 156 146 and 156 156 No other changes have been made to the labeling or the Confidential Statement of Formula for this product I understand that it is a violation of 18 U S C Sec 1001 to willfully make any false statement to EPA I further understand that if the amended label is not consistent with the requirements of 40 CFR §§ 156 10 156 140 156 144 156 146 and 156 156 this product may be in violation of FIFRA and I may be subject to enforcement action and penalties under sections 12 and 14 of FIFRA

Section - III

1 Material This Product Will Be Packaged In				2 Type of Container	
Child Resistant Packaging <input type="checkbox"/> Yes <input checked="" type="checkbox"/> No	Unit Packaging <input type="checkbox"/> Yes <input checked="" type="checkbox"/> No	Water Soluble Packaging <input type="checkbox"/> Yes <input checked="" type="checkbox"/> No	Metal <input checked="" type="checkbox"/> Plastic <input type="checkbox"/> Glass <input type="checkbox"/> Paper <input type="checkbox"/> Other (Specify) _____		
* Certification must be submitted		If "Yes" Unit Packaging wgt	No per container	If Yes Package wgt	No per container
3 Location of Net Contents Information <input checked="" type="checkbox"/> Label <input type="checkbox"/> Container		4 Size(s) Retail Container 16 17 32 fl oz 1 and 5 gallon(s)		5 Location of Label Directions <input checked="" type="checkbox"/> on container label	
6 Manner in Which Label is Affixed to Product <input checked="" type="checkbox"/> Lithograph <input type="checkbox"/> Paper glued <input type="checkbox"/> Stenciled			<input type="checkbox"/> Other _____		

Section - IV

1 Contact Point (Complete items directly below for identification of individual to be contacted if necessary to process this application)		
Name Donna Bishel / dbishel@biosafesystems.com	Title Technical Director	Telephone No. (Include Area Code) (410) 878 7700
2 Signature 		3 Title Technical Director for BioSafe Systems
4 Typed Name Donna Bishel / dbishel@biosafesystems.com		5 Date May 17, 2012
Certification I certify that the statements I have made on this form and all attachments thereto are true accurate and complete I acknowledge that any knowingly false or misleading statement may be punishable by fine or imprisonment or both under applicable law		6 Date Application Received (Stamped) _____ _____ _____ _____ _____ _____ _____ _____ _____ _____



3/27

22 Meadow Street
East Hartford CT 06108
Phone 860 290 8890
Fax 860 290 8802
Solutions@BioSafeSystems.com
www.biosafesystems.com

Marshall Swindell
Product Manager 33
Antimicrobial Division (7504P)
Office of Pesticide Products
U S Environmental Protection Agency
Room S-4900 One Potomac Yard
2777 South Crystal Drive
Arlington VA 22202-4501

May 17 2012

**RE GreenClean 6% Liquid
EPA Registration No 70299-16**

Notification to update Storage and Disposal per PRN 2007-4

Dear Mr Swindell

BioSafe Systems hereby submits the enclosed notification to revise the Storage and Disposal Statements per PRN 2007-4 for the afore-mentioned product No other label changes have been made

Enclosed with this submission you will find the following

- 1) Notification form
- 2) One (1) copy of the revised label with all changes highlighted in redline
- 3) Three (3) clean copies of the label

This notification is to enact the following

- Page 9 of the Master Label – Addition of revised Storage and Disposal information to include instructions for refill of hose end sprayer as found in the directions for use
- Page 19 of the Master Label – Addition of revised Storage and Disposal information to include instructions for refill of hose end sprayer as found in the directions for use

All of these changes are


- a Consistent with PR Notice 98-10 and 40 CFR Part 156 and
- b Involve no change in the ingredients statement signal word use classification precautionary statements First Aid physical/ chemical/ biological properties storage and disposal or directions for use advisory and mandatory language
- c Notification of label change per PR Notice 2007-4 This notification is consistent with the guidance in PR Notice 2007-4 and the requirements of EPA's regulations at 40 CFR §§ 156 10 156 140 156 144 156 146 and 156 156 No other changes have been made to the labeling or the Confidential Statement of Formula for this product I understand that it is a violation of 18 U S C Sec 1001 to willfully make any false statement to EPA I further understand that if the amended label is not consistent with the requirements of 40 CFR §§ 156 10 156 140 156 144,

4/27

156 146 and 156 156 this product may be in violation of FIFRA and I may be subject to enforcement action and penalties under sections 12 and 14 of FIFRA

Please contact me directly if you have any questions or comments


Sincerely



Donna Bishel

Technical Director for BioSafe Systems LLC

Direct dial (410) 878-7700 email dbishel@biosafesystems.com



GreenClean 6% Liquid

(Alternate Brand Names GreenClean 6% Liquid Microbiocide OxiDate Ready To Spray ZeroTol Ready To Spray GreenClean FX StorOx Ready To Spray GreenClean for Ponds GreenClean FX Hardscapes GreenCleanFX Liquid Algaecide GreenClean FX Moss Mold and Mildew Treatment ZeroTol Ready to Spray Turf & Ornamental)

Sublabel A Commercial Directions for Use Sublabel B Residential Directions for Use

ACTIVE INGREDIENTS	
Hydrogen Peroxide	5.34%
Peroxyacetic Acid	1.36%
OTHER INGREDIENTS	93.30%
Total	100.00

KEEP OUT OF REACH OF CHILDREN DANGER-PELIGRO

Si usted no entiende la etiqueta, busque a alguien para que se la explique a usted en detalle (If you do not understand this label, find someone to explain it to you in detail)

FIRST AID	
If in eyes	<ul style="list-style-type: none"> • Hold eye open and rinse slowly and gently with water for 15 – 20 minutes • Remove contact lenses if present after the first 5 minutes then continue rinsing eye • Call a poison control center or doctor for treatment advice
If on skin or clothing	<ul style="list-style-type: none"> • Take off contaminated clothing • Rinse skin immediately with plenty of water for 15 – 20 minutes • Call a poison control center or doctor for treatment advice
If inhaled	<ul style="list-style-type: none"> • Move person to fresh air • If person is not breathing call 911 or an ambulance then give artificial respiration preferably mouth to mouth if possible • Call poison control center or doctor for treatment advice
If swallowed	<ul style="list-style-type: none"> • Call poison control center or doctor immediately for treatment advice • Have person sip a glass of water if able to swallow • Do not induce vomiting unless told to do so by the poison control center • Do not give anything by mouth to an unconscious person
Have the product container or label with you when calling a poison control center or doctor or going for treatment. You may also contact 1 800 222 1222 for emergency medical treatment information	
NOTE TO PHYSICIAN - Probable mucosal damage may contraindicate the use of gastric lavage	

See (back) (side) (inside) panel for first aid, additional precautionary statements and directions for use

Sold by BioSafe Systems LLC 22 Meadow Street East Hartford CT 06108
 (888) 273 3088
 EPA Registration No 70299 16 Batch Code _____
 EPA Establishment No 070299 CT 001 067441 IL 001
 Net Contents (16 fl oz, 17 fl oz, 32 fl oz, 1 and 5 gallon(s))

Sublabel A Commercial Directions for Use

PRECAUTIONARY STATEMENTS

HAZARDS TO HUMANS AND DOMESTIC ANIMALS- DANGER Corrosive Causes irreversible eye damage Do not get in eyes, on skin or on clothing Wear protective eyewear (goggles face shield or shielded safety glasses) Harmful if swallowed, inhaled or absorbed through skin Avoid breathing spray Wash thoroughly with soap and water immediately after handling and before eating, drinking chewing gum using tobacco or using the toilet Remove and wash contaminated clothing before reuse When prolonged or repeated contact may occur, use chemically resistant gloves and full body clothing

ENVIRONMENTAL HAZARDS Do not contaminate water when disposing of equipment washwaters or rinsate [For 5 gallon products only] Do not discharge effluent containing this product into lakes, streams ponds, estuaries, oceans, or other waters unless in accordance with the requirements of a National Pollutant Discharge elimination System (NPDES) permit and the permitting authority has been notified in writing prior to discharge Do not discharge effluent containing this product to sewer systems without previously notifying the local sewage treatment plant authority For guidance contact your State Water board of Regional Office of the EPA

PHYSICAL AND CHEMICAL HAZARDS Corrosive Strong oxidizing agent Do not use in concentrated form Mix only with water in accordance with label instructions Never bring concentrate in contact with other pesticides cleaners or oxidative agents

DIRECTIONS FOR USE

It is a violation of Federal law to use this product in a manner inconsistent with its labeling Do not apply this product in a way that will contact workers or other persons, either directly or through drift Only protected handlers may be in the area during application For any requirements specific to your State or Tribe, consult the state or tribal agency responsible for pesticide regulation

GreenClean 6% Liquid should not be combined or mixed with any other pesticide concentrates

GreenClean 6% Liquid is not to be used in an aquaculture setting

This product is not intended as treatment against any public health organism for any use on this label

WATER TREATMENT

CONTAINED WATERS - To suppress, control and prevent algae and cyanobacteria in contained waters such as Water Gardens, Fish Ponds, Ornamental Pools/Ponds Ornamental Waterfalls, Fountains, Watering Tanks, Storage Tanks, Drip Irrigation Systems, Irrigation Systems, Water Collectors and Domestic/Commercial Waters Waters treated with GreenClean 6% Liquid are permissible to be used without interruption

DETERMINING WATER VOLUME

Measure length (L), width (W), and average depth (D) in feet (ft) or meters (m) and calculate volume using one of the following formulas

Square/Rectangular
 $L(ft) \times W(ft) \times D(ft) \times 7.5 = \text{Gallons}$
 $L(m) \times W(m) \times D(m) \times 1000 = \text{Liters}$

Circular/Elliptical
 $L(ft) \times W(ft) \times D(ft) \times 5.9 = \text{Gallons}$
 $L(m) \times W(m) \times D(m) \times 786 = \text{Liters}$

$\frac{\text{Avg Length (ft)} \times \text{Avg Width (ft)}}{43,560} = \text{acres}$

APPLICATION METHODS

In bodies of water where an aerator is available and when treating the entire water volume, dose at the edges, or in the turbulence created while the aerator runs to facilitate rapid and adequate mixing

Spot Treatment Apply GreenClean 6% Liquid directly over the infested area. Re treatment is required when heavy growth occurs

Liquid Treatment Spray solution on the water surface from shore or a properly equipped boat

Injection Treatment Inject solution into the water via a piping system

APPLICATION RATES

Algae Density	Teaspoons GreenClean 6% Liquid / 50 gallons	Fluid Ounces GreenClean 6% Liquid / 500 gallons	Dilution Rate	PPM Peroxyacetic Acid (AI)	PPM Hydrogen Dioxide (AI)
Low	3	5	1 12 600	1 1	3 8
Moderate	5	8 3	1 8 100	1 6	6 6
High	7	11 6	1 5 700	2 4	9 4

EFFECTIVENESS FACTORS

- Effects of GreenClean 6% Liquid treatment are immediately apparent (bubbling, bleaching, & discoloration of algae)
- GreenClean 6% Liquid treatments are successful when contact of the pesticide is made with the algae
- When treating surface mats and blooms, it is possible that GreenClean 6% Liquid will not penetrate the water column below the infested area, and a second application is required for treating any bottom growing algae

Apply more often during the summer months when water consumption and temperatures are high

STOCK TANKS AND LIVESTOCK WATER- Use GreenClean 6% Liquid to suppress / control algae, bacteria and fungi in stock tanks, stock watering ponds, tanks and troughs, and livestock water. Apply 1-2 fl oz of GreenClean 6% Liquid per 50 gallons of water for algae control. Product can be simply added to the body of waters as the residual control will allow for even distribution throughout the water column. Where existing algae mats are present at time of treatment, the most effective control will be obtained by breaking up mats and/or evenly dispersing diluted GreenClean 6% Liquid over the algae mats. Apply GreenClean 6% Liquid as needed to control and prevent algae growth, apply more frequent applications in times of higher water temperatures.

Drip system application for livestock watering tanks. Tanks fed by a continuous flow of spring or well water can be equipped with a chemical drip system designed to meter in GreenClean 6% Liquid based upon water flow rates. Pre dilute GreenClean 6% Liquid at a 1:100 rate or 4 mL/minute water flow rate. Treat continuously or as needed to control and prevent algae re-growth.

FOR DRAINAGE DITCHES- Use GreenClean 6% Liquid to treat water to suppress / control algae, bacteria and fungi in drainage water and ditches. For irrigation water, apply 10 to 23 fluid ounces of GreenClean 6% Liquid per 1,000 gallons of water. Product can be simply added to the body of water as the residual control will allow for even distribution throughout the water column. Apply GreenClean 6% Liquid as needed to control and prevent algae growth, apply more often in times of higher water temperatures.

TREATMENT FOR NON-POTABLE WATER SYSTEMS (wash tanks, dip tanks, drench tanks, evaporators, humidification systems and/or storage tanks) Treat water to control the growth of spoilage and decay causing non-public health organisms with 0.6 fl oz of GreenClean 6% Liquid for every 10 gallons of water or use a dilution rate of 1:2133.

POST HARVEST TREATMENTS

DIRECT INJECTION INTO SPRAY WATERS USED ON PROCESS LINES AND HUMIDIFICATION SYSTEMS - Treat water containing plant pathogens by injecting GreenClean 6% Liquid directly into spray system water with 6 fl oz of concentrate for every 100 gallons of water or use a dilution rate of 1:2133. Applicable for use on all types of post harvest commodities.

DIRECT INJECTION INTO DUMP TANKS, HYDRO COOLERS, SPRAY SYSTEM AND PROCESS WATERS- For treatment of water containing plant pathogens inject GreenClean 6% Liquid and maintain a predetermined residual level by using metering equipment, coupled with ORP measuring probes.

- 1) Determine biological organic loading prior to treatment if possible
- 2) For waters that contain low levels of biological and organic loading inject GreenClean 6% Liquid at 2.5 - 7.2 fl oz of concentrate for every 100 gallons of water or at a dilution rate of 1:600 - 1:1800
- 3) For clean water, inject 5.4 fl oz of GreenClean 6% Liquid for every 100 gallons of water or a dilution rate of 1:2400 to prevent the formation of algae, bacteria and fungi.

POST HARVEST SPRAY TREATMENTS ON PROCESS AND PACKING LINES- Inject GreenClean 6% Liquid directly into spray system water on process and packing lines.

prevent bacterial and fungal diseases on post harvest fruits and vegetables Inject at a rate of 1 150 - 1 600 concentrate to clean water For best results, where dump tanks are used, make post harvest spray treatment as produce is leaving dump tanks Applicable for use on all types of post harvest commodities

POST HARVEST SPRAY TREATMENTS- Use GreenClean 6% Liquid to prevent bacterial and fungal diseases on post-harvest fruits and vegetables Mix 0 85 fl oz GreenClean 6% Liquid per gallon of clean water Spray fruit or vegetables to runoff using hydraulic, backpack, air-assisted or other similar sprayer or foaming device

TREATMENT OF COOLING WATER SYSTEMS - (such as cooling towers, evaporative condensers) Severely fouled systems should be cleaned before treatment Discontinue use of chlorine or bromine products prior to using this product GreenClean 6% Liquid should be added to the system directly and not mixed with other chemicals or additives prior to dosing Other chemicals should be added separately Check compatibility of GreenClean 6% Liquid with any other chemicals or additives prior to use Contamination with certain chemicals could result in lack of efficacy Add GreenClean 6% Liquid at a point in the system where uniform mixing and even distribution will occur such as the cooling tower basin sump Shock doses may be applied for 1 to 2 hours, as necessary whereas intermittent doses are applied for 5 to 60 minutes 1 to 100 times per day For either shock intermittent or continuous dosing, apply 12 2 to 85 3 fl oz of GreenClean Liquid 6% solution per 1,000 gallons of water This will provide 95 to 667 ppm of total product or 1 to 9 ppm of 100% peracetic acid Repeat treatment as required to maintain control

TREATMENT OF GREENHOUSE EVAPORATIVE COOLERS – Treat contaminated surfaces with a dilution of 1 150 of GreenClean 6% Liquid For maintenance, treat cooler water once a week with a dilution of 1 12, 600 of GreenClean 6% Liquid for every gallon of cooling water

TREATMENT OF AGRICULTURAL AND GREENHOUSE IRRIGATION SYSTEMS - Treat contaminated water with a dilution of 1 5,700 of GreenClean 6% Liquid For maintenance, treat clean water with a dilution of 1 12, 600 of GreenClean 6% Liquid as needed

SURFACE TREATMENT

Use GreenClean 6% Liquid on all listed hard, non-porous surfaces, to suppress/control odor causing bacteria, algae, fungi, moss, mold and mildew, and the odors and conditions that these organisms cause

Application surfaces include

Floors, Walkways, Walls, Storage Areas, Patios, Decks, Railings, Roofs, Asphalt Shingles, Siding, Stairs Ramps Sealed concrete, linoleum formica, vinyl, glazed porcelain, plastic, sealed fiberglass, polyethylene, CPVC PVC, aluminum, steel, stainless steel sealed wood and glass Brick, Stone, Landscape Pavers, Glazed Tile, Slate, Granite, Statues/Monuments, Outdoor Furniture, Tennis Courts (non-grass), Under Benches

- 1) Sweep and remove all debris Use power sprayer to wash all surfaces to remove loose dirt

- 2) Use a dilution of 1 100 or 1 3 fl oz of GreenClean 6% Liquid per gallon of water if surfaces that are to be treated have not been pre cleaned with water to remove organic deposits
- 3) Apply solution with mop, sponge, pump or power sprayer or fogger to thoroughly wet all surfaces
- 4) Allow to remain wet with solution for one (1) minute
- 5) Allow items and/or surfaces to air dry Do not rinse
- 6) Scrub off heavy growths of algae and fungi following application Use a solution of GreenClean 6% Liquid to wash away dead growth

Reapply as often as needed for control

TREATMENT OF GREENHOUSE SURFACES AND EQUIPMENT – (glazing plastic, pots flats, trays cutting tools, benches, work areas, walkways, floors, walls, fan blades watering systems, coolers, storage rooms structures and equipment) – Use GreenClean 6% Liquid to control algal, fungal and slime forming bacterial growth Clean surfaces before treatment Sweep and remove all plant debris, and use power sprayer to wash all surfaces to remove loose dirt Use a dilution of 1 100 or 1 3 fl oz of GreenClean 6% Liquid per gallon of water for all non porous surfaces that have been pre-cleaned with water Apply solution with mop sponge, power sprayer or fogger to thoroughly wet all surfaces Cutting tools may be soaked to ensure complete coverage Allow to remain wet with solution for one (1) minute Allow items and/or surfaces to air dry Do not rinse Heavy growths of algae and fungi may have to be scrubbed off following application Repeat treatment as required to maintain control

APPLICATION METHODS

SPOT TREATMENT

Make a solution with GreenClean 6% Liquid (refer to liquid application rates) Apply directly over the infested area Re treatment is required when heavy growth occurs

LIQUID

Make a solution with GreenClean 6% Liquid (refer to liquid application rates) Spray this solution on the desired treatment surface using sprayer or power wash equipment

FOAM

Make a solution with GreenClean 6% Liquid (refer to foam application rates) Spray this solution on the desired treatment surface Use a foamer, such as the BioSafe BioFoamer, to apply

HOSE END SPRAYER

Follow use directions on manufacturers hose end sprayer Set hose end sprayer to H2O' setting (water only) and spray all surfaces to remove loose dirt Set hose end sprayer to Mix setting and thoroughly wet all surface with solution Spray this solution on the desired treatment surface

To Refill Hose End Sprayer Bottle From Concentrate

- 1) Remove spray applicator from empty hose end sprayer
- 2) Wear rubber gloves when handling concentrate
- 3) Unscrew cap on refill concentrate and pour contents directly into empty hose' end sprayer

- 4) Replace spray applicator on hose end sprayer, hook hose onto spray unit and use according to directions

FOLIAR TREATMENTS

Use GreenClean 6% Liquid as a fungicide/bactericide to treat/control plant diseases on all flowering plants, ornamentals, house plants vegetable berry and fruit plants trees and shrubs

GreenClean 6% Liquid works immediately on contact with any plant surfaces for the control / suppression of fungi and bacteria *Botrytis*, Downy Mildew, Powdery Mildew Leaf Spot, Leaf Blight, *Xanthomonas*, Anthracnose, *Rhizoctonia*, and *Pseudomonas* Apply GreenClean 6% Liquid to ornamentals, vegetable plants bedding plants flowering plants shrubs and trees To ensure that this contact fungicide is effective, thorough coverage and wetting of the foliage is necessary

Care should be taken when using GreenClean 6% Liquid for curative control of obligate organisms living on the plant tissue (such as downy and powdery mildew) These treatments may result in lesions on plant tissue GreenClean 6% Liquid will oxidize parasitic organisms living in plant tissue that are not always visible to the naked eye Resulting oxidative effects may include spotting or drying of the plant tissue where organisms inhabited tissue

Spray Application

Initial Application

- 1) Use a dilution of 1 150 or 0 85 fl oz of GreenClean 6% Liquid to one gallon of water Do not reuse already mixed solution, make fresh daily
- 2) Spray, mist or fog plants in early morning or late evening
- 3) Thoroughly wet all surfaces of plant, upper and lower foliage, including stems, branches and stalks to ensure full contact with plant and flower tissue
- 4) Apply consecutive applications until control is achieved and then follow directions for preventative treatment

Weekly Preventative Treatment

- 1) Use a dilution of 1 200 or 0 64 fl oz of GreenClean 6% Liquid per gallon of clean water
- 2) Spray, mist or fog plants
- 3) Thoroughly wet all surfaces of plant, upper and lower foliage including stems, branches and stalks
- 4) Spray every five to seven days as a preventive treatment

At the first sign of disease spray daily with a 0 85 fl oz per gallon of water for three consecutive days and then resume weekly preventative treatment

Hose End Sprayer Application

- 1) Attach GreenClean 6% Liquid hose end sprayer to the end of a garden hose and turn on water
- 2) Set hose-end sprayer to H2O setting (water only) and spray all surfaces to remove loose dirt
- 3) Set hose end sprayer to Mix setting and thoroughly wet all surface with solution

- 4) Allow treated items and/or surfaces to remain wet with solution for one (1) minute
- 5) Allow treated items and/or surfaces to air dry Do not rinse
- 6) Turn water off and detach hose end sprayer when not in use

Note GreenClean 6% Liquid has not been tested on all plant species it is always advisable to test GreenClean 6% Liquid on a small number of plants before treating large numbers Do not apply to wilted plants

TURF TREATMENTS

TURF AND LAWNS - Use on well established lawns, to control / suppress algae, bacterial and fungal diseases, and the odors and conditions that these organisms may cause


- Broad spectrum treatment for control of algae fungi and bacteria on turf as well as synthetic and artificial turf
- Use GreenClean 6% Liquid to treat / prevent the bacterial/fungal diseases including but not limited to *Anthraxnose*, Brown Spot, Dollar Spot, Copper Spot, Summer patch, Strip Smut, Take All Patch Leaf Spot *Fusarium* Fairy Ring, Pink Snow Mold, *Pythium*, *Phytophthora*, *Rhizoctonia* Use GreenClean 6% Liquid to treat algae, slime molds, and scum
- For use on all turf types such as commercial turf, lawns, athletic fields and golf course fairways, greens and tees
- GreenClean 6% Liquid controls on contact

For Spray Application Dilute 1 3 fl oz or a 1 100 dilution of GreenClean 6% Liquid per gallon of clean water Spray this solution on the desired area of the lawn Three to ten gallons of diluted solution treats approximately 1000 square feet of lawn area

Hose End Sprayer Application

- 1 Attach GreenClean 6% Liquid hose end sprayer to the end of a garden hose and turn on water
- 2 Set hose end sprayer to H2O setting (water only) and spray all surfaces to remove loose dirt
- 3 Set hose end sprayer to 'Mix' setting and thoroughly wet all surface with solution
- 4 Allow treated items and/or surfaces to remain wet with solution for one (1) minute
- 5 Allow treated items and/or surfaces to air dry Do not rinse
- 6 Turn water off and detach hose end sprayer when not in use

- For best results, apply immediately after grass has been cut
- Optimum treatment time is early morning or late afternoon



STORAGE AND DISPOSAL

Do not contaminate water, food, or feed by storage or disposal

PESTICIDE STORAGE


Store this product in a cool place Keep out of direct sunlight Do not freeze

PESTICIDE DISPOSAL AND CONTAINER HANDLING

Nonrefillable container Do not reuse or refill this container except as allowed in the directions for use when using the hose end sprayer Triple rinse container (or equivalent) promptly after emptying If empty Place in trash or offer for recycling if available If partly filled Call your local solid waste authority for disposal instructions Never place unused product down any indoor or outdoor drain


CONDITIONS OF SALE AND LIMITATION OF WARRANTY AND LIABILITY

This product is reasonably fit for the purposes described on the label when used in strict accordance with label instructions The manufacturer is not responsible for any use of this product that is contrary to the label instructions on the container, or under abnormal conditions that are not reasonably foreseeable by the manufacturer and or seller The buyer assumes all risk associated with use beyond label instructions or under abnormal conditions




Optional Label Claims

- Microbiocide
- Algaecide
- Fungicide
- Bactericide
- Ready to Spray
- Roofing and Siding Treatment
- Marine and Boat Treatment
- Post Harvest Treatment
- Fast acting moss and algae control
- Heavy moss and algae deposits will often require a second application
- Textured surfaces may require scrubbing
- May discolor copper roofing and trim
- Liquid solutions have six-hour shelf life
- Brightens mold stained decking and wood
- Kills bacteria and fungi that cause odors
- Maybe used on sealed clay tiles, Terracotta, slate and concrete surfaces
- May be used on cedar shakes, cedar siding, redwood
- May be used on sealed stone concrete and asphalt driveway and surfaces
- Contains no phosphates
- Deodorizes
- Leaves no residue
- Scent free
- Chlorine free
- Activated Peroxygen treatment
- Effectively eliminate offensive odors caused by mold and mildew
- Controls the growth of odor-causing and slime forming bacteria
- A treatment for the prevention and control of algae & cyanobacteria in waters
- Easy to use
- Effective over a wide range of pH conditions
- Reduces organic build-up and noxious odors including hydrogen sulfide
- Controls algae blooms
- Controls odors
- Roof and siding cleaner
- Controls the growth of odor-causing and slime forming bacteria
- Effective over a wide range of pH conditions
- Kills algae
- Non harmful to fish or aquatic life
- May be used in water features containing fish and plants
- Keeps water clean
- Rids water of algae
- Removes algae on contact
- Treats, controls, and prevents algae
- Use on water gardens, ornamental ponds, waterfalls, fountains, or stone water features




15/27


- Alternative to copper-based products
- Liquid algaecide for treating waterscapes
- Enhance water s quality and appearance
- Kills stubborn algae quickly
- Removes algae from your water
- Fact acting algae control
- Pond algaecide
- Kills stubborn algae
- Reduces algae growth
- Inhibits growth of many types of algae
- Will not harm plants
- Contains no metals
- For use in water containing fish
- For pristine water
- For algae-free water
- Begins working immediately
- Eliminates algae
- Get rid of algae problems
- Non harmful to fish or aquatic life
- May be used in water features containing fish and plants
- Keeps water clean
- For use on water gardens, ornamental ponds waterfalls, fountains
- For use on stone water features
- For use on Waterscapes
- For use on Pondless Waterfalls
- For use on Birdbaths
- Inhibits Growth of Algae
- Eradicate String Algae on contact
- Control Algae on rocks and gravel
- 32 fl oz container treats over 15,000 gallons
- Outdoor Algae Treatment
- Outdoor Algaecide
- Algae removal on hard surfaces around your home
- Quickly removes algae, moss and mold
- Works on contact
- For use on outdoor furniture, retaining walls, stone, asphalt, poolsides, or any concrete surface
- For use on Planters, Fences, Gravel
- Kills algae on roofs, siding, patios, retaining walls and buildings
- Outdoor cleaner for algae, moss mold, and mildew
- Cleans and removes algae
- Ready to spray nozzle
- Hooks up to your garden hose for easy application
- Easy to use hose application
- Removes Algae
- Algae Cleaner
- Algae Remover



- No Odor
- Non-Staining
- Eliminates and Prevents regrowth
- Will not harm plants
- Effectively controls moss and algae without using any synthetic chemicals that may be damaging to soil biology
- Begins to work immediately upon application
- Does not harm roofs or siding
- Controls algae on roofs sidewalks and siding
- Remove algae and stains from statuary and fountains
- Chlorine free
- Phosphate free
- Meets National Organic Program standards
- May be used in pressure washers
- 32 fl oz makes up to 25 gallons of solution
- For Patios Decks and Siding
- Easy Spray Application
- No Harmful Residues
- Begins Working Immediately
- 32 oz Covers 1500 Feet
- Hardscape treatment
- Fungicide /Bactericide
- Moss, Mold and Mildew Treatment
- Mold & mildew treatment for awnings
- Treatment for barns stalls and trailers
- Treatment for watering troughs & buckets
- Truck & Trailer Wash
- Use on outdoor patio furniture
- Grill cover treatment
- Tent mold and mildew treatment
- Odor control for garbage cans and recycling containers
- Playscape treatments
- Composite decks
- Will not harm plants & lawns
- Shrub & Tree Treatment
- For Bedding plants
- Effective Fungicide
- Effective Bactericide
- Won t burn plants
- Kills plant diseases such as Botrytis, Downy Mildew, Powdery Mildew, Leaf Spot, Leaf Blight Xanthomonas, Anthracnose, Rhizoctonia, and Pseudomonas
- Effective on Dollar Spot, Brown Patch, Fairy Ring
- Kills Disease such as Anthracnose, Brown Spot, Dollar Spot, Copper Spot, Summer Patch, Stripe Smut, Take All Patch, Leaf Spot, Fusarium, Fairy Ring, Pink Snow Mold, Pythium, Phytophthora, Rhizoctonia
- Effective on all types of Turf grasses
- Liquid Algaecide
- Plant, Turf and Garden Disease Treatment



- Disease Treatment for Plants, Trees, & Shrubs
- Garden & Orchard Disease Treatment
- Treatment for Healthier Fruits & Vegetables
- No Mixing Required
- Treatment for Turf Diseases
- (1 gallon) (5 gallon) concentrate can be used to refill our convenient 32 oz ready to-use, hose end spray bottle
- Refillable container
- For refilling the GreenClean 6% 32 oz hose end spray bottle
- (1 gallon) (5 gallon) concentrate
- Plant Disease Treatment for healthier flowers, shrubs & lawns
- Garden Disease Treatment for healthier fruits and vegetables
- Treats up to 12,000 sq ft
- Hooks up to your garden hose
- Use GreenClean 6% Liquid to control plant diseases on bedding flowers, shrubs, trees and lawns
- Plant and Turf Disease Treatment
- Garden Disease Treatment
- Activated Peroxygen treatment begins working immediately
- Effectively eliminates offensive odors caused by mold and mildew
- Controls the growth of odor-causing and slime-forming bacteria
- Easy to use application rates
- Irrigation Line treatment



Sublabel B Residential Directions for Use

PRECAUTIONARY STATEMENTS

HAZARDS TO HUMANS AND DOMESTIC ANIMALS- DANGER Corrosive Causes irreversible eye damage Do not get in eyes, on skin or on clothing Wear protective eyewear (goggles, face shield or shielded safety glasses) Harmful if swallowed, inhaled or absorbed through skin Avoid breathing spray Wash thoroughly with soap and water immediately after handling and before eating, drinking, chewing gum, using tobacco, or using the toilet Remove and wash contaminated clothing before reuse When prolonged or repeated contact may occur, use chemically resistant gloves and full body clothing

ENVIRONMENTAL HAZARDS
Do not contaminate water when cleaning equipment or disposing of equipment wash water or rinsate

DIRECTIONS FOR USE

It is a violation of Federal law to use this product in a manner inconsistent with its labeling Do not apply this product in a way that will contact workers or other persons, either directly or through drift Only protected handlers may be in the area during application For any requirements specific to your State or Tribe, consult the state or tribal agency responsible for pesticide regulation

GreenClean 6% Liquid should not be combined or mixed with any other pesticide concentrates

This product is not intended as treatment against any public health organism for any use on this label

WATER TREATMENT

CONTAINERIZED WATERS (with no outflow to the natural environment) - To suppress, control and prevent algae and cyanobacteria in containerized waters such as Water Gardens, Fish Ponds, Ornamental Pools/Ponds, Ornamental Waterfalls, Fountains

Waters treated with GreenClean 6% Liquid are permissible to be used without interruption

APPLICATION RATES

Treatment	Teaspoons GreenClean 6% Liquid / 50 gallons	Fluid Ounces GreenClean 6% Liquid / 500 gallons
-----------	--	---

Preventative	1	17
Curative	2	34

APPLICATION INSTRUCTIONS

- 1) Apply early in the morning under sunny calm conditions
- 2) Measure the pH of water before adding GreenClean 6% Liquid If pH is below 7.0 adjust the water pH to between 7.0 and 8.0
- 3) Add one – two teaspoons per 50 gallons of pond/fountain water Distribute recommended dose as evenly as possible to several areas around the pond/fountain so product evenly disperses throughout the pond/fountain GreenClean 6% Liquid may also be mixed in a bucket of pond/fountain water and evenly distributed around the pond or fountain
- 4) Do not shut off pump(s) or aeration device(s) aeration must be continuous during treatment for 48 hours
- 5) Repeat dose every 3 days until algae is under control Once algae is controlled, apply dose once a week

Removing excessive algae growth from pond/fountain will reduce the amount of decaying organic matter in the pond

SURFACE TREATMENT

Use GreenClean 6% Liquid on all listed hard, non porous surfaces to suppress/control odor causing bacteria, algae, fungi, moss, mold and mildew, and the odors and conditions that these organisms cause

Application surfaces include

Greenhouses, Floors, Walkways, Walls, Storage Areas, Patios, Decks, Railings, Roofs, Asphalt Shingles, Siding, Stairs, Ramps, Sealed Concrete, Linoleum, Formica, Vinyl Glazed Porcelain, Plastic, Sealed Fiberglass, Polyethylene, CPVC, PVC, Aluminum, Steel, Stainless Steel, Sealed Wood and Glass Brick, Stone Landscape Pavers, Glazed Tile, Slate, Granite, Statues/Monuments, Outdoor Furniture, Tennis Courts (non grass), Under Benches

(For hose-end sprayer)

- 1) Sweep and remove all debris
- 2) Attach GreenClean 6% Liquid hose end sprayer to the end of a garden hose and turn on water
- 3) Set hose-end sprayer to 'H2O' setting (water only) and spray all surfaces to remove loose dirt
- 4) Set hose-end sprayer to "Mix" setting and thoroughly wet all surface with solution
- 5) Allow treated items and/or surfaces to remain wet with solution for one (1) minute
- 6) Allow treated items and/or surfaces to air dry Do not rinse
- 7) Scrub off heavy growths of algae and fungi following application Re-treat with solution to wash away dead growth
- 8) Turn water off and detach hose end sprayer when not in use

To Refill Hose End Sprayer Bottle From Concentrate

- 1) Remove spray applicator from empty hose end sprayer
- 2) Wear rubber gloves when handling concentrate
- 3) Unscrew cap on refill concentrate and pour contents directly into empty hose end sprayer
- 4) Replace spray applicator on hose end sprayer, hook hose onto spray unit and use according to directions

(For non hose-end sprayer containers)

- 1) Sweep and remove all debris Use power sprayer to wash all surfaces to remove loose dirt
- 2) Use a dilution of 1 150 or 0 85 fl oz of GreenClean 6% Liquid per gallon of water if surfaces that are to be treated have not been pre-cleaned with water to remove organic deposits
- 3) Apply solution with mop, sponge, pump or power sprayer or fogger to thoroughly wet all surfaces
- 4) Allow to remain wet with solution for one (1) minute Air dry Do not rinse
- 5) Scrub off heavy growths of algae and fungi following application Use a solution of GreenClean 6% Liquid to wash away dead growth

Reapply as often as needed for control

(Optional text for labels that include greenhouse uses)

TREATMENT OF GREENHOUSE SURFACES AND EQUIPMENT - (glazing, plastic, pots, flats, trays, cutting tools, benches, work areas, walkways, floors, walls, fan blades, watering systems, coolers, storage rooms, structures and equipment) – Use GreenClean 6% Liquid to control algal, fungal and slime forming bacterial growth Clean surfaces before treatment Sweep and remove all plant debris, and use power sprayer to wash all surfaces to remove loose dirt Use a dilution of 1 150 or 0 85 fl oz of GreenClean 6% Liquid per gallon of water for all non porous surfaces that have been pre-cleaned with water Apply solution with mop sponge, power sprayer or fogger to thoroughly wet all surfaces Cutting tools may be soaked to ensure complete coverage Allow to remain wet with solution for one (1) minute Allow items and/or surfaces to air dry Do not rinse Heavy growths of algae and fungi may have to be scrubbed off following application Repeat treatment as required to maintain control

APPLICATION METHODS

SPOT TREATMENT

- 1) Refer to Surface Treatment instructions (above) when mixing, preparing treatment area and applying
- 2) Apply GreenClean 6% Liquid solution directly over the infested area, thoroughly wetting treated surface spot item or area
- 3) Allow contact time of 1 minute and let air dry
- 4) Re treatment is required when heavy growth occurs

LIQUID TREATMENT

- 1) Refer to Surface Treatment instructions (above) when mixing, preparing treatment area and applying

- 2) Apply GreenClean 6% Liquid solution directly over the infested area, thoroughly wetting treated items and surface areas
- 3) Allow contact time of 1 minute and let air dry
- 4) Re-treatment is required when heavy growth occurs

FOAM

- 1) Refer to Surface Treatment instructions (above) when mixing, preparing treatment area and applying
- 2) Mix Foaming Agent solution to manufacturer specified rate
- 3) Use a Foaming Device, such as the BioSafe BioFoamer®, to apply
- 4) Apply GreenClean 6% Liquid foam directly over the infested area, thoroughly covering treated items and surface areas with the foam treatment
- 5) Allow contact time of 1 minute and let air dry
- 6) Re-treatment is required when heavy growth occurs

FOLIAR TREATMENTS

Use GreenClean 6% Liquid as a fungicide/bactericide to treat/control plant diseases on all flowering plants ornamentals house plants, vegetable, berry and fruit plants, trees and shrubs

GreenClean 6% Liquid works immediately on contact with any plant surfaces for the control / suppression of fungi and bacteria *Botrytis*, Downy Mildew, Powdery Mildew Leaf Spot Leaf Blight *Xanthomonas* Anthracnose *Rhizoctonia*, and *Pseudomonas* Apply GreenClean 6% to ornamentals, bedding plants, vegetable plants, flowering plants, shrubs, and trees To ensure that this contact fungicide is effective, thorough coverage and wetting of the foliage is necessary

Care should be taken when using GreenClean 6% Liquid for curative control of obligate organisms living on the plant tissue (such as downy and powdery mildew) These treatments may result in lesions on plant tissue GreenClean 6% Liquid will oxidize parasitic organisms living in plant tissue that are not always visible to the naked eye Resulting oxidative effects may include spotting, or drying of the plant tissue where organisms inhabited tissue

Spray Application

Initial Application

- 1) Use a dilution of 1 150 or 0 85 fl oz of GreenClean 6% Liquid to one gallon of water Do not reuse already mixed solution make fresh daily
- 2) Spray, mist or fog plants in early morning or late evening
- 3) Thoroughly wet all surfaces of plant, upper and lower foliage, including stems branches and stalks to ensure full contact with plant and flower tissue
- 4) Apply consecutive applications until control is achieved and then follow directions for preventative treatment

Weekly Preventative Treatment

- 1) Use a dilution of 1 200 or 0 64 fl oz of GreenClean 6% Liquid per gallon of clean water
- 2) Spray, mist or fog plants

- 3) Thoroughly wet all surfaces of plant, upper and lower foliage, including stems branches and stalks
- 4) Spray every five to seven days as a preventive treatment

At the first sign of disease spray daily with a 0.85 fl oz per gallon of water for three consecutive days and then resume weekly preventative treatment

Hose End Sprayer Application

- 1) Attach GreenClean 6% Liquid hose end sprayer to the end of a garden hose and turn on water
- 2) Set hose end sprayer to H2O setting (water only) and spray all surfaces to remove loose dirt
- 3) Set hose end sprayer to Mix setting and thoroughly wet all surface with solution
- 4) Allow treated items and/or surfaces to remain wet with solution for one (1) minute
- 5) Allow treated items and/or surfaces to air dry Do not rinse
- 6) Turn water off and detach hose end sprayer when not in use

To Refill Hose End Sprayer Bottle From Concentrate

- 1) Remove spray applicator from empty hose end sprayer
- 2) Wear rubber gloves when handling concentrate
- 3) Unscrew cap on refill concentrate and pour contents directly into empty hose end sprayer
- 4) Replace spray applicator on hose end sprayer hook hose onto spray unit and use according to directions

Note GreenClean 6% Liquid has not been tested on all plant species, it is always advisable to test GreenClean 6% Liquid on a small number of plants before treating large numbers Do not apply to wilted plants

TURF TREATMENTS

TURF AND LAWNS - Use on well established lawns, to control / suppress algae, bacterial and fungal diseases, and the odors and conditions that these organisms may cause

- Broad spectrum treatment for control of algae, fungi and bacteria on turf, as well as synthetic and artificial turf
- Use GreenClean 6% Liquid to treat / prevent the bacterial/fungal diseases including but not limited to *Anthrachnose*, Brown Spot, Dollar Spot, Copper Spot, Summer patch, Strip Smut, Take All Patch, Leaf Spot *Fusarium*, Fairy Ring, Pink Snow Mold, *Pythium*, *Phytophthora*, *Rhizoctonia* Use GreenClean 6% Liquid to treat algae, slime molds, and scum
- For use on all turf types such as commercial turf, lawns, athletic fields and golf courses, fairways, greens and tees
- GreenClean 6% Liquid controls on contact

For Spray Application Dilute 1.3 fl oz of GreenClean 6% Liquid per gallon of clean water Spray this solution on the desired area of the lawn Three to ten gallons of diluted solution treats approximately 1000 square feet of lawn area

Hose End Sprayer Application

- 1) Attach GreenClean 6% Liquid hose end sprayer to the end of a garden hose and turn on water
- 2) Set hose end sprayer to 'H2O' setting (water only) and spray all surfaces to remove loose dirt
- 3) Set hose-end sprayer to 'Mix' setting and thoroughly wet all surface with solution
- 4) Allow treated items and/or surfaces to remain wet with solution for one (1) minute
- 5) Allow treated items and/or surfaces to air dry. Do not rinse
- 6) Turn water off and detach hose-end sprayer when not in use

To Refill Hose End Sprayer Bottle From Concentrate

- 1) Remove spray applicator from empty hose end sprayer
- 2) Wear rubber gloves when handling concentrate
- 3) Unscrew cap on refill concentrate and pour contents directly into empty hose end sprayer
- 4) Replace spray applicator on hose end sprayer hook hose onto spray unit and use according to directions

Note: For best results, apply immediately after grass has been cut. Optimum treatment time is early morning or late afternoon.

STORAGE AND DISPOSAL

PESTICIDE STORAGE

Store this product in a cool place. Keep out of direct sunlight. Do not freeze.

PESTICIDE DISPOSAL AND CONTAINER HANDLING

Nonrefillable container. Do not reuse or refill this container except as allowed in the directions for use when using the hose end sprayer. If empty, place in trash or offer for recycling if available. If partly filled, call your local solid waste agency for disposal instructions. Never place unused product down any indoor or outdoor drain.


CONDITIONS OF SALE AND LIMITATION OF WARRANTY AND LIABILITY

This product is reasonably fit for the purposes described on the label when used in strict accordance with label instructions. The manufacturer is not responsible for any use of this product that is contrary to the label instructions on the container, or under abnormal conditions that are not reasonably foreseeable by the manufacturer and or seller. The buyer assumes all risk associated with use beyond label instructions or under abnormal conditions.

Optional Label Claims

- Microbiocide
- Algaecide
- Fungicide
- Bactericide
- Ready to Spray
- Roofing and Siding Treatment
- Marine and Boat Treatment
- Post Harvest Treatment
- Fast acting moss and algae control
- Heavy moss and algae deposits will often require a second application
- Textured surfaces may require scrubbing
- May discolor copper roofing and trim
- Liquid solutions have six-hour shelf life
- Brightens mold stained decking and wood
- Kills bacteria and fungi that cause odors
- Maybe used on sealed clay tiles, Terracotta, slate and concrete surfaces
- May be used on cedar shakes cedar siding, redwood
- May be used on sealed stone, concrete and asphalt driveway and surfaces
- Contains no phosphates
- Deodorizes
- Leaves no residue
- Scent free
- Chlorine free
- Activated Peroxygen treatment
- Effectively eliminate offensive odors caused by mold and mildew
- Controls the growth of odor causing and slime forming bacteria
- A treatment for the prevention and control of algae & cyanobacteria in waters
- Easy to use
- Effective over a wide range of pH conditions
- Reduces organic build-up and noxious odors including hydrogen sulfide
- Controls algae blooms
- Controls odors
- Roof and siding cleaner
- Controls the growth of odor causing and slime forming bacteria
- Effective over a wide range of pH conditions
- Kills algae
- Non harmful to fish or aquatic life
- May be used in water features containing fish and plants
- Keeps water clean
- Rids water of algae
- Removes algae on contact
- Treats, controls and prevents algae
- Use on water gardens, ornamental ponds, waterfalls, fountains, or stone water features
- Alternative to copper based products

- Liquid algaecide for treating waterscapes
- Enhance water s quality and appearance
- Kills stubborn algae quickly
- Removes algae from your water
- Fact acting algae control
- Pond algaecide
- Kills stubborn algae
- Reduces algae growth
- Inhibits growth of many types of algae
- Will not harm plants
- Contains no metals
- For use in water containing fish
- For pristine water
- For algae-free water
- Begins working immediately
- Eliminates algae
- Get rid of algae problems
- Non harmful to fish or aquatic life
- May be used in water features containing fish and plants
- Keeps water clean
- For use on water gardens, ornamental ponds waterfalls, fountains
- For use on stone water features
- For use on Waterscapes
- For use on Pondless Waterfalls
- For use on Birdbaths
- Inhibits Growth of Algae
- Eradicate String Algae on contact
- Control Algae on rocks and gravel
- 32 fl oz container treats over 15,000 gallons
- Outdoor Algae Treatment
- Outdoor Algaecide
- Algae removal on hard surfaces around your home
- Quickly removes algae, moss, and mold
- Works on contact
- For use on outdoor furniture, retaining walls, stone, asphalt, poolsides, or any concrete surface
- For use on Planters, Fences, Gravel
- Kills algae on roofs, siding, patios, retaining walls and buildings
- Outdoor cleaner for algae, moss, mold, and mildew
- Cleans and removes algae
- Ready to spray nozzle
- Hooks up to your garden hose for easy application
- Easy to use hose application
- Removes Algae
- Algae Cleaner
- Algae Remover
- No Odor



- Non-Staining
- Eliminates and Prevents regrowth
- Will not harm plants
- Effectively controls moss and algae without using any synthetic chemicals that may be damaging to soil biology
- Begins to work immediately upon application
- Does not harm roofs or siding
- Controls algae on roofs, sidewalks and siding
- Remove algae and stains from statuary and fountains
- Chlorine-free
- Phosphate free
- Meets National Organic Program standards
- May be used in pressure washers
- 32 fl oz makes up to 25 gallons of solution
- For Patios, Decks and Siding
- Easy Spray Application
- No Harmful Residues
- Begins Working Immediately
- 32 oz Covers 1500 Feet
- Hardscape treatment
- Fungicide /Bactericide
- Moss, Mold and Mildew Treatment
- Mold & mildew treatment for awnings
- Treatment for barns, stalls and trailers
- Treatment for watering troughs & buckets
- Truck & Trailer Wash
- Use on outdoor patio furniture
- Grill cover treatment
- Tent mold and mildew treatment
- Odor control for garbage cans and recycling containers
- Playscape treatments
- Composite decks
- Will not harm plants & lawns
- Shrub & Tree Treatment
- For Bedding plants
- Effective Fungicide
- Effective Bactericide
- Won't burn plants
- Kills plant diseases such as Botrytis, Downy Mildew, Powdery Mildew, Leaf Spot, Leaf Blight, Xanthomonas, Anthracnose, Rhizoctonia, and Pseudomonas
- Effective on Dollar Spot, Brown Patch, Fairy Ring
- Kills Disease such as Anthracnose, Brown Spot, Dollar Spot, Copper Spot, Summer Patch, Stripe Smut, Take-All Patch, Leaf Spot, Fusarium Fairy Ring, Pink Snow Mold Pythium, Phytophthora, Rhizoctonia
- Effective on all types of Turf grasses
- Liquid Algaecide
- Plant, Turf and Garden Disease Treatment
- Disease Treatment for Plants, Trees, & Shrubs

- Garden & Orchard Disease Treatment
- Treatment for Healthier Fruits & Vegetables
- No Mixing Required
- Treatment for Turf Diseases
- (1 gallon) (5 gallon) concentrate can be used to refill our convenient 32 oz ready to use, hose-end spray bottle
- Refillable container
- For refilling the GreenClean 6% 32 oz hose end spray bottle
- (1 gallon) (5 gallon) concentrate
- Plant Disease Treatment for healthier flowers, shrubs & lawns
- Garden Disease Treatment for healthier fruits and vegetables
- Treats up to 12,000 sq ft
- Hooks up to your garden hose
- Use GreenClean 6% Liquid to control plant diseases on bedding flowers shrubs trees and lawns
- Plant and Turf Disease Treatment
- Garden Disease Treatment
- Activated Peroxygen treatment begins working immediately
- Effectively eliminates offensive odors caused by mold and mildew
- Controls the growth of odor causing and slime-forming bacteria
- Easy to use application rates

