

70299-15

3/25/2014

1/45



UNITED STATES ENVIRONMENTAL PROTECTION AGENCY
WASHINGTON, D.C. 20460

OFFICE OF CHEMICAL SAFETY
AND POLLUTION PREVENTION

March 25, 2014

BioSafe Systems, LLC
22 Meadow Street,
East Hartford, CT 06108
Attn: Donna Bishel

Subject: Notification to make minor text revision to satisfy California conditions of registration, consistent with PR Notice 98-10.

Revisions include the following:

- a. Pages 40 of the Master Label – Maintenance Application instructions: Remove parenthesis around “per 15,000 gallons”.
- b. Page 42 of the Master Label – Addition of optional label claims.

Product Brand Name: **G.C. Pro.**
EPA Reg. No: 70299-15.
Your Submission dated February 18, 2014.

Dear Ms. Bishel:

The Biopesticides and Pollution Prevention Division is in receipt of your application for Notification under Pesticide Registration Notice (PRN) 98-10 dated above. A screen of this request has been conducted for its applicability under PRN 98-10, and it has been determined that the actions requested fall within the scope of this Notice. Our records have been duly noted, and the label submitted with this application has been stamped “Notification Accepted” and will be placed accordingly in our records.

Three (3) copies of final printed labeling must be submitted to the Agency before your product as modified, may be sold or distributed [PR Notice 82-2 and 40 CFR 156.10(a) (6)].



United States
Environmental Protection Agency
Washington, DC 20460

<input type="checkbox"/>	Registration
<input type="checkbox"/>	Amendment
<input checked="" type="checkbox"/>	Other

OPP Identifier Number

Application for Pesticide - Section I

1. Company/Product Number 70299-15	2. EPA Product Manager Linda Hollis	3. Proposed Classification <input checked="" type="checkbox"/> None <input type="checkbox"/> Restricted
4. Company/Product (Name) GC PRO	PM# 91/Biochemical Pesticides Br/BPPD	
5. Name and Address of Applicant (Include ZIP Code) BioSafe Systems, LLC 22 Meadow Street East Hartford, CT 06108 <input type="checkbox"/> Check if this is a new address	6. Expedited Review. In accordance with FIFRA Section 3(c)(3)(b)(i), my product is similar or identical in composition and labeling to: EPA Reg. No. _____ Product Name _____	

Section - II

<input type="checkbox"/> Amendment - Explain below.	<input type="checkbox"/> Final printed labels in response to Agency letter dated _____
<input type="checkbox"/> Resubmission in response to Agency letter dated _____	<input type="checkbox"/> "Me Too" Application.
<input type="checkbox"/> Notification - Explain below.	<input type="checkbox"/> Other - Explain below.

Notification Accepted

Date: 3/25/2014

Reviewer: Sylvester George

Explanation: Use additional page(s) if necessary. (For section I and Section II.)

NOTIFICATION to make minor text revisions to the 70299-15 label per PR Notice 98-10. Refer to attached cover letter for details. This notification is consistent with the provisions of PR Notice 98-10 and EPA regulations at 40 CFR 152.46, and no other changes have been made to the labeling or confidential statement of formula for this product. I understand that it is a violation of 18 U.S.C. Sec.1001 to willfully make any false statement to EPA. I further understand that if this notification is not consistent with the terms of PRN Notice 98-10, and 40 CFR 152.46, this product may be in violation of FIFRA and may be subject to enforcement action and penalties under sections 12 and 14 of FIFRA.

Section - III

1. Material This Product Will Be Packaged In:				2. Type of Container	
Child-Resistant Packaging <input type="checkbox"/> Yes <input checked="" type="checkbox"/> No	Unit Packaging <input type="checkbox"/> Yes <input checked="" type="checkbox"/> No	Water Soluble Packaging <input type="checkbox"/> Yes <input checked="" type="checkbox"/> No	If "Yes" Unit Packaging wgt. No. per container		<input type="checkbox"/> Metal <input checked="" type="checkbox"/> Plastic <input type="checkbox"/> Glass <input type="checkbox"/> Paper <input type="checkbox"/> Other (Specify) _____
* Certification must be submitted		If "Yes" Package wgt	No. per container		
3. Location of Net Contents Information <input checked="" type="checkbox"/> Label <input type="checkbox"/> Container		4. Size(s) Retail Container 2, 2.5, 3, 8, 20, 50 lbs. l		5. Location of Label Directions <input checked="" type="checkbox"/> on container label	
6. Manner in Which Label is Affixed to Product <input checked="" type="checkbox"/> Lithograph <input type="checkbox"/> Paper glued <input type="checkbox"/> Stenciled			<input type="checkbox"/> Other _____		

Section - IV

1. Contact Point (Complete items directly below for identification of individual to be contacted, if necessary, to process this application.)		
Name Donna Bishel / dbishel@biosafesystems.com	Title Technical Director	Telephone No. (Include Area Code) (410) 878-7700
<p align="center">Certification</p> <p>I certify that the statements I have made on this form and all attachments thereto are true, accurate and complete. I acknowledge that any knowingly false or misleading statement may be punishable by fine or imprisonment or both under applicable law.</p>		8. Date Application Received (Stamped)
2. Signature 	3. Title Technical Director	
4. Typed Name Donna Bishel / dbishel@biosafesystems.com	5. Date February 18, 2014	



22 Meadow Street
East Hartford, CT 06108
Phone: 860.290.8890
Fax: 860.290.8802
E-mail: info@biosafesystems.com
Web: biosafesystems.com

Linda Hollis
Chief, Biochemical Pesticides Branch
Biopesticides and Pollution Prevention Division (7511P)
Office of Pesticide Programs, EPA
One Potomac Yard
2777 South Crystal Drive
Arlington, VA 22202

February 18, 2014

**RE: GC Pro (EPA Registration No. 70299-15)
Notification to revise text per PR Notice 98-10**

Dear Ms. Hollis:

Enclosed with this letter you will find the following in support of a notification for the above-mentioned product:

- 1) Notification form;
- 2) One (1) copy of the revised label with all changes highlighted in redline;
 - Page 40 of the Master Label – Maintenance Application Instructions: Remove parenthesis around “per 15,000 gallons”.
 - Page 42 of the Master Label – Addition of optional label claims.


All of these changes are:

- a. Consistent with PR Notice 98-10 and 40 CFR Part 156; and
- b. Involve no change in the ingredients statement, signal word, use classification, precautionary statements, First Aid, physical/ chemical/ biological properties, storage and disposal, or directions for use advisory and mandatory language.

Please contact me directly if you have any questions or comments.

Sincerely,

Donna Bishel
Technical Director for BioSafe Systems, LLC
Direct dial (410) 878-7700; email dbishel@biosafesystems.com



4/45

Notification Accepted

Date: 3/25/2014

Reviewer: Sylvester Gurge

GC Pro

(Alternate Brand Names: GreenCleanMAX, GreenClean PRO, TerraCyte Pro
Algaecide/Fungicide, Oxybact Bactericide/Fungicide)

MASTER LABEL

- Sublabel A: Aquatic and Agricultural/Horticultural Uses**
- Sublabel B: Turf, Turf Equipment and Tools, and Container-Grown Plant Applications**
- Sublabel C: Swimming Pool, Hot Tub and Whirlpool Applications**

- For indoor or outdoor uses.

Active Ingredient:

Sodium Carbonate Peroxyhydrate*.....85.00%

Other Ingredients: 15.00%

Total: 100.00%

*Contains 27.60% Hydrogen Dioxide by weight.

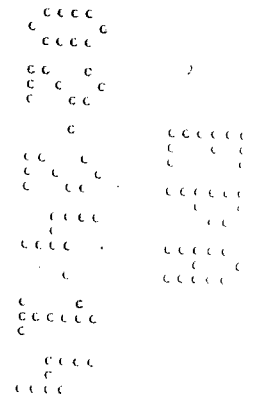
EPA Registration No. 70299-15

Batch Code _____

EPA Establishment No. 72797-AL-001, 067441-IL-001, 089546-NV-001

Manufactured by:

BioSafe Systems, LLC
22 Meadow Street
East Hartford, CT 06108
Tel.: (888) 273-3088



Sublabel A: Aquatic and Agricultural/Horticultural Uses

GC Pro

- Bactericide
- Fungicide
- Algaecide
- For indoor or outdoor uses.

Active Ingredient:

Sodium Carbonate Peroxide*.....85.00%

Other Ingredients: 15.00%

Total: 100.00%

*Contains 27.60% Hydrogen Dioxide by weight.

**KEEP OUT OF REACH OF CHILDREN
DANGER – PELIGRO**

Si usted no entiende la etiqueta, busque a alguien para que se la explique a usted en detalle. (If you do not understand this label, find someone to explain it to you in detail.)

FIRST AID	
If in eyes	<ul style="list-style-type: none"> • Hold eye open and rinse slowly and gently with water for 15 – 20 minutes. • Remove contact lenses, if present, after the first 5 minutes, then continue rinsing eye. • Call a poison control center or doctor for treatment advice.
If on skin or clothing	<ul style="list-style-type: none"> • Take off contaminated clothing. • Rinse skin immediately with plenty of water for 15 – 20 minutes. • Call a poison control center or doctor for treatment advice.
If swallowed	<ul style="list-style-type: none"> • Call poison control center or doctor immediately for treatment advice. • Have person sip a glass of water if able to swallow. • Do not induce vomiting unless told to do so by a poison control center or doctor. • Do not give anything by mouth to an unconscious person.
If inhaled	<ul style="list-style-type: none"> • Move person to fresh air. • If person is not breathing, call 911 or an ambulance, then give artificial respiration, preferably by mouth-to-mouth, if possible. • Call a poison control center or doctor for treatment advice.

HOTLINE NUMBER

Have the product container or label with you when calling a poison control center or doctor, or going for treatment. You may also contact 1-800-222-1222 for emergency medical treatment information.

NOTE TO PHYSICIAN

Probable mucosal damage may contraindicate the use of gastric lavage.

See (inside)(back)(side)(panel)(label) for additional precautionary statements and directions for use.

EPA Registration No. 70299-15

Batch Code _____

EPA Establishment No. 72797-AL-001, 067441-IL-001, 089546-NV-001

Manufactured by:

BioSafe Systems, LLC
22 Meadow Street, East Hartford, CT 06108
Tel.: (888) 273-3088

Net Contents: 20, 50 lbs.

PRECAUTIONARY STATEMENTS

HAZARDS TO HUMANS AND DOMESTIC ANIMALS

DANGER: Corrosive. Causes irreversible eye damage. Harmful if swallowed, inhaled or absorbed through skin. Do not get in eyes, on skin or on clothing. Wash thoroughly with soap and water after handling. Remove and wash contaminated clothing before reuse.

PERSONAL PROTECTIVE EQUIPMENT (PPE)

Handlers who may be exposed to the dilute through application or other tasks must wear: long-sleeved shirt and long pants, and shoes plus socks. Handlers who may be exposed to the concentrate through mixing, loading, application, or other tasks must wear: coveralls over long-sleeved shirt and long pants, rubber gloves, chemical resistant footwear plus socks, and protective eyewear (goggles or face shield). Follow manufacturer's instructions for cleaning / maintaining PPE. Discard clothing and other absorbent materials that have been drenched or heavily contaminated with this product's concentrate. Do not reuse them. If no such instructions for washables, use detergent and hot water. Keep and wash PPE separately from other laundry.

USER SAFETY RECOMMENDATIONS: Users should:

- Wash hands thoroughly with soap and water before eating, drinking, chewing gum, using tobacco or using the toilet,
- Users should remove clothing immediately if pesticide gets inside. Then wash thoroughly and put on clean clothing.
- Remove PPE immediately after handling this product. Wash the outside of gloves before removing. As soon as possible, wash thoroughly and change into clean clothing.

ENVIRONMENTAL HAZARDS

This pesticide is toxic to birds. This product is highly toxic to bees and other beneficial insects exposed to direct contact on blooming crops or weeds. Do not apply this product or allow it to drift to blooming crops or weeds while bees are actively visiting the treatment area. Do not apply this product or allow it to drift to crops where beneficials are part of an integrated pest management strategy. Do not use near waterbody margins during amphibian breeding seasons.

PHYSICAL AND CHEMICAL HAZARDS

Strong oxidizing agent. **Corrosive.** Do not bring in contact with other pesticides, cleaners or oxidative agents.

DIRECTIONS FOR USE

It is a violation of Federal law to use this product in a manner inconsistent with its labeling. For any requirements specific to your State or Tribe, consult the state or tribal agency responsible for pesticide regulation. Do not apply this product in a way that will contact workers or other persons, either directly or through drift. Only protected handlers may be in the area during application.

AGRICULTURAL USE REQUIREMENTS

Use this product only in accordance with its labeling and with the Worker Protection Standard, 40 CFR Part 170. This standard contains requirements for the protection of agricultural workers on farms, forests, nurseries and greenhouses, and handlers of agricultural pesticides. It contains requirements for training, decontamination, notification and emergency assistance. It also contains specific instructions and exceptions pertaining to the statements on this label about Personal Protective

Equipment (PPE), notification to workers, and Restricted-Entry Interval (REI). The requirements in this box only apply to the uses of this product that are covered by the Worker Protection Standard.

For enclosed environments:

There is a restricted entry of one (1) hour for this product when applied via fogging or spraying to growing plants, surfaces, equipment, structures and non-porous surfaces in enclosed environments such as glasshouses and greenhouses. PPE requirement for early entry to treated areas that is permitted under the Worker Protection Standard and that involves contact with anything that has been treated, such as plants, soil or water, is coveralls worn over long-sleeved shirt and pants, waterproof gloves and shoes plus socks.

There is a restricted entry of zero (0) hours for pre-plant dip, seed treatment, soil drench, mop, sponge, dip, soak, rinse or other non-spraying or non-fogging application methods when used in enclosed environments such as glasshouses and greenhouses.

For field applications:

Keep unprotected persons out of treated areas until sprays have dried or dusts have settled.

Non-Agricultural Use Requirements

The requirements in this box apply to uses of this product that are **not** within the scope of the Worker Protection Standard for agricultural pesticides (40 CFR Part 170). The WPS applies when this product is used to produce agricultural plants on farms, forests, nurseries or greenhouses.

Keep unprotected persons out of treated areas until sprays have dried or dusts have settled.

This product is not intended as treatment against any public health organism for any use on this label.

Do not apply directly to treated, finished drinking water reservoirs or drinking water receptacles when the water is intended for human consumption.

Do not allow spray to drift from the application site and contact people or structures that people occupy.

FOR USE IN THE FOLLOWING WATER SITES:

Ponds, Lakes, Lagoons, Fish Ponds, Water Gardens, Stock Tanks, Livestock Watering Ponds, Watering Troughs, Livestock Watering Systems, Packinghouse Process Water Systems, Golf Course Ponds, Industrial/Commercial Ponds, Impounded Waters, Standing Water, Bilge Water, Reservoir Water, Waterways, Storm Waters, Drainage Systems, Conveyance Ditches, Canals, Laterals, Drainage Systems, Irrigation Systems, Irrigation Ponds, Catch Basins, Flooded Areas, Sewage Systems, Sewage Lagoons, Wastewater, Drain Fields, Fire Ponds, Non-potable Watering Tanks, Non-potable Watering Systems, Storage Tanks, Non-potable Water Collectors and Domestic/Commercial Waters, Non-Chlorinated Swimming Areas, Rice Paddies and Fields

FOR USE ON THE FOLLOWING NON-PAINTED SURFACES:

Floors, Walkways, Storage Areas, Patios, Decks, Railings, Roofs, Farm Equipment, Post Harvest Equipment, Tools, Harvesting Equipment, Turf Equipment, Metal Structures, Greenhouse/Nursery Walkways, Industrial/Commercial Facility Walkways, Floors, Walls, Greenhouse Benches, Fan Blades, Vats, Tanks, Coolers, Storage Rooms, Bins, Elevators, Storage Areas, Spray Equipment, Conveyors, Irrigation Systems, Asphalt Shingles, Siding, Fiberglass, Boats, Piers, Docks, Stairs, Ramps, Ground Cover Mats, Weed Control Mats,

Animal Bedding and Litter, Concrete, Brick, Tile, Slate, Granite, Statues/Monuments, Outdoor Furniture, Tennis Courts (non-grass), Nursery Yards, Shorelines, Gravel, Dirt Floors, Under Benches, and Other Non-Painted Surfaces

AGRICULTURAL AND HORTICULTURAL USES:

Agricultural Commodities and Crops, Field Grown Crops, Tree Crops, Crops Grown in Commercial Greenhouses and Plastic Houses

WATER TREATMENT

Use GC Pro to treat, control, and prevent a broad spectrum of filamentous and planktonic blue-green algae, bacteria, and fungus. Effects of treatment are immediately apparent (bubbling, bleaching/discoloration of algae or fungus, floating of dead organic matter). Waters treated with GC Pro are permissible to be used without interruption.

APPLICATION RATES

Measuring GC PRO

One pound of granules is equivalent to one pound of tablets.

- 1.0 lb. of GC Pro = 11 Scoops
- 1.0 Tbs. of GC Pro = 1/3 Scoop
- 1.0 tsp. of GC Pro = 1/10 Scoop

FOR STOCK TANKS AND LIVESTOCK WATER:

Use GC Pro to suppress / control algae, bacteria and fungi in stock tanks, stock watering ponds, tanks and troughs, and livestock water. Apply 2 to 10 tablespoons per thousand gallons of water. Product can be simply added to the body of water, for even distribution throughout the water column. Apply GC Pro as needed to control and prevent algae growth; make applications more frequently in times of higher water temperatures.

FOR AGRICULTURAL SPRAY IRRIGATION WATER, IRRIGATION PONDS, DRAINAGE WATER AND DITCHES:

Use GC Pro to suppress / control algae, bacteria and fungi in agricultural irrigation waters, irrigation ponds and drainage water and ditches. Apply 2 to 10 tablespoons per thousand gallons of water. Product can be simply added to the body of water, for even distribution throughout the water column.

FOR SEWAGE WATER TREATMENT:

Use GC Pro for the control of bacteria and malodors caused by hydrogen sulfide gas. Apply 50-250 lbs. of GC Pro per million gallons of water. For lagoons, wait 24 hours before adding beneficial bacteria.

FOR ALGAE CONTROL IN RICE/ WILD RICE FIELDS AND PADDIES:

After the field has been flooded to a depth of 4-6 inches, apply 10-25 lbs. of GC Pro per acre as a broadcast or aerial spread by plane or other professional device at the first signs of algae. Applications are most effective when made before algae rises to the water surface. Reapply as needed in accordance with General Treatment Notes.

DETERMINING WATER VOLUME

Measure length (L), width (W), and average depth (D) in feet (ft) or meters (m) and calculate volume using one of the following formulas:

Square/Rectangular:

$L(ft) \times W(ft) \times D(ft) \times 7.5 = \text{Gallons}$
 $L(m) \times W(m) \times D(m) \times 1000 = \text{Liters}$

Circular/Elliptical:

$L(ft) \times W(ft) \times D(ft) \times 5.9 = \text{Gallons}$
 $L(m) \times W(m) \times D(m) \times 786 = \text{Liters}$

1 acre-foot of water =

- water measuring 208.7 ft long x 208.7 ft wide x 1 ft deep
- 43,560 cubic feet
- 325,851 gallons
- 2,780,000 pounds

$\frac{\text{Avg. Length (ft)} \times \text{Avg. Width (ft)} \times \text{Avg. Depth (ft)}}{43,560} = \text{acre-feet of water}$

$\frac{\text{Avg. Length (ft)} \times \text{Avg. Width (ft)}}{43,560} = \text{acres}$

APPLICATION RATES

Measuring GC PRO

One pound of granules is equivalent to one pound of tablets.

Full Water Volume Rates:

	HEAVY ALGAE GROWTH	LOW ALGAE GROWTH / MAINTENANCE
GRANULAR/TABLETS: Lg. Volume	50-300 pounds of GC Pro per million gallons of water. - or - 20-100 pounds of GC Pro per acre-foot of water.	5-30 pounds of GC Pro per million gallons of water. - or - 2-10 pounds of GC Pro per acre-foot of water.
For example: Lakes, ponds, lagoons		
GRANULAR/TABLETS: Sm. Volume	2-10 tablespoons of GC Pro per 1000 gallons of water. (16 Tbs. = 1 Cup) (2 Cups = 1 lb.)	1-3 teaspoons of GC Pro per 1000 gallons of water. (3 tsp. = 1 Tbs.)
For example: Indoor or outdoor water gardens, fountains, ornamental waterfalls		

Surface Water Volume Only Rates:

Apply GC Pro to the top surface of the water for treatment of suspended and free-floating algae mats and blooms.

	HEAVY ALGAE GROWTH	LOW ALGAE GROWTH / MAINTENANCE
GRANULAR/TABLETS:	20- 100 pounds of GC Pro per acre-foot of water.	2-10 pounds of GC Pro per acre-foot of water.
LIQUID:	<u>Solution Preparation:</u>	

	Due to solubility limitations, use at least 1 gallon of water to fully dissolve each 0.5 pounds of GC Pro.
	Dissolution of GC Pro in cold water takes approximately 5 minutes.
	Treatment Rates:
	Use the same rates as the granular/tablets application given above. †

APPLICATION METHODS

When using an aerator to treat an entire water body, dose GC Pro at the edges of the aerator turbulence, or in the turbulence created by running the aerator to facilitate rapid and adequate mixing.

SPREADING / BROADCASTING:

Broadcast GC Pro with a mechanical spreader or by hand, directly on the water surface, from shore or a boat equipped with a spreader.

SPOT TREATMENT:

Apply GC Pro directly over algae covered area. Retreat when heavy growth occurs.

LIQUID:

Make a solution with GC Pro (refer to liquid application rates). Spray this solution on the water surface from shore or a boat equipped with aquatic spray equipment. If using slurry, agitate constantly.

INJECTION:

Make a solution with GC Pro (refer to liquid application rates). Inject this solution into the water via a piping system.

SUBSURFACE:

Place GC Pro in burlap bags and drag through the water along side or behind a boat. Use granular/tablets application rates. Begin treatment along the shoreline, and proceed outward. Ensure the path of the boat will allow an even distribution of product. Continue dragging until all GC Pro is dissolved.

AERIAL:

Apply directly to water surface using conventional aerial application equipment. Avoiding spray drift at the application site is the responsibility of the applicator. The interactions of many equipment and weather-related factors determine the potential for spray drift. The applicator is responsible for considering all these factors when making decisions regarding application of this product.

GENERAL TREATMENT NOTES

- Control is most easily achieved when algae are not yet well established. Treat when growth first begins to appear. This is especially important in the prevention of clogged irrigation systems, pumps, filters etc.
- Apply early in the day under calm, sunny conditions, and when water temperatures are warm. Sunlight and higher temperatures both enhance GC Pro activity.
- Apply in a manner that will insure even distribution of GC Pro within the treatment area.
- Break up any heavy floating algae mats before or during application.
- Skim any dead algae and organic matter that rises to the water's surface after treatment. Allowing dead organics to sink and decay will provide a food source and additional nutrients that stimulate algae re-growth and further blooms.

- If using in conjunction with other water additives (such as bacteria or enzymes), always apply GC Pro first and wait several hours before adding any other products.
- Re-treat areas if re-growth begins to appear. Allow 48 hours between consecutive treatments.
- In regions where water freezes in the winter, treatment with GC Pro (including skimming) 6-8 weeks before expected freeze will help prevent masses of decaying algae under the ice cover.
- After application, do not allow undiluted granules/tablets to remain in an area where humans or animals are exposed.
- Non-target plants will suffer contact burn if undiluted granules/tablets are accidentally spilled on them. Do not apply in such a way that the concentrated product comes in contact with grass, ornamentals and other foliage.
- Do not tank mix with aquatic herbicides or algaecides containing copper or bromides. Always apply GC Pro at least one day prior to the application of these products.
- 100 pounds of GC Pro per million gallons of water = 4ppm of sodium.
- Wait 24 hours before treating lagoons with beneficial bacteria.

EFFECTIVENESS FACTORS

- Effects of GC Pro treatment are immediately apparent (bubbling, bleaching/discoloration of algae, floating dead organic matter).
- GC Pro treatments are successful when the product makes contact with the algae.
- Liquid applications will not sink through the water column as readily as a granular/tablet application.
- When treating surface mats and blooms, it is possible that GC Pro will not penetrate the water column below the infested area, and a second application is then required for treating any bottom growing algae.
- Apply more often during the summer months when water consumption and temperatures are high.

FOR TREATMENT OF RAW, UNPROCESSED FRUIT AND VEGETABLE SURFACES

Use GC Pro to control the growth of non-public health microorganisms and plant pathogens that may cause decay and/or spoilage on raw, post-harvest fruit and vegetables during the post harvest washing process. This product can be applied to packing house process waters in spray systems, wash tanks, dip tanks, dump tanks, drench tanks, evaporators, humidification systems, hydro coolers, and storage tanks.

APPLICATION RATES

Measuring GC PRO

One pound of granules is equivalent to one pound of tablets.

	Contaminated Water - TREATMENT	Clean Water / MAINTENANCE
GRANULAR/TABLETS: Lg. Volume	2 pounds of GC Pro per 1000 gallons of water. (2 Cups = 1 lb.)	1 pound of GC Pro per 1000 gallons of water. (2 Cups = 1 lb.)

FOR TREATMENT OF WATER IN DUMP TANKS, DIP TANKS, DRENCH TANKS, EVAPORATORS, HYDRO COOLERS, HUMIDIFICATION SYSTEMS, STORAGE TANKS AND SPRAY SYSTEMS ON PACKINGHOUSE LINES AND POST HARVEST APPLICATIONS:

Use GC Pro to treat water containing plant pathogens and spoilage and decay-causing organisms on post-harvest fruits and vegetables. Applicable for use on raw, unprocessed agricultural fruits and vegetables. (See specific directions for treatment of post-harvest potatoes).

- 1) Add 0.1 lbs. of GC Pro for every 100 gallons of water.
- 2) For waters that contain biological and organic loading add 0.2 lbs of GC Pro for every 100 gallons of water.

For best results, where dump tanks are used, make post harvest spray treatment as fruit is leaving dump tanks.

Note: In dump tanks that contain squash, or other commodities with sensitive skin, use 0.1 lbs. GC Pro per 100 gallons of water to prevent oxidation of abrasions that will turn brown.

FOR MANUAL POST-HARVEST SPRAY TREATMENT:

Use GC Pro to control the growth of decay and/or spoilage non-public health microorganisms on raw, unprocessed agricultural fruits and vegetables. Mix 1 tsp. of GC Pro per gallon of clean water. Spray fruit or vegetables to runoff using hydraulic, backpack, air-assisted or other similar sprayer or foamer.

FOR POST-HARVEST TREATMENTS ON POTATOES:

Spray potatoes prior to storage for the control of Bacteria Soft Rot, Early Blight, Fusarium Tuber Rot, Late Blight, and Silver Scurf. Apply at a rate of 0.1 to 0.3 lbs. GC Pro per 100 gallons. Spray diluted solution on tuber to runoff to achieve full and even coverage using 1/2 gallon of spray water per ton of potatoes to be treated. Do not treat seed potatoes.

Add GC Pro to water used in potato rinses, and associated tanks, flumes and lines on post-harvest potatoes prior to, during or after storage. Add 0.1 to 0.3 lbs of GC Pro for every 100 gallons of water.

SURFACE TREATMENT

Use GC Pro on all listed non-painted surfaces, to prevent and control algae, odor-causing bacteria, plant pathogens, moss, fungus, liverwort, molds, slime molds and their spores, and the odors and conditions that these organisms cause.

Use on surfaces and equipment: industrial/commercial facility walkways, greenhouse/nursery walkways, ground cloth, weed mats, floors, walls, on and under greenhouse benches, fan blades, watering systems, vats, tanks, coolers, storage rooms, bins, elevators, storage areas, spray equipment, conveyors, irrigation systems, trucks, and related equipment. Use in areas that promote slippery conditions and slip hazards caused by algae and slime molds.

APPLICATION INSTRUCTIONS

POTS, FLATS, TRAYS AND CUTTING TOOLS: Use GC Pro to suppress / control the spread of plant pathogens, fungi and slime forming algae. Use ¼ lb. of GC Pro per gallon of clean water. Spray equipment thoroughly or soak tools to ensure complete coverage.

BENCHES AND WORK AREAS: Sweep and remove all plant debris. Use a power sprayer to wash all surfaces to remove loose dirt. Use ¼ lb. of GC Pro per gallon of clean water. Apply as a spray or foam ensuring complete coverage. Scrub to remove heavy growths of algae and fungi.

DUMPSTER AND TRASH CAN TREATMENT: Use GC Pro to suppress/control odor-causing bacteria in dumpsters and trash cans. Sprinkle 1/8-1/4 lb. of GC Pro per 125 sq. ft. of surface area into the bottom of empty dumpster. Make applications over a damp surface or moisten with water immediately after treatment.

FOR HARD NON-POROUS, NON PAINTED SURFACES AND EQUIPMENT: Use GC Pro at a rate of 0.5 lb. to 2 lbs. per 1000 square feet of area to be treated. Apply as granular/tablets, liquid or foam, following Application Instructions below.

Measuring GC PRO

One pound of granules is equivalent to one pound of tablets.

GROUND/SURFACE RATES:

	HEAVY ALGAE GROWTH	LOW ALGAE GROWTH
GRANULAR/TABLETS:	1-2 pounds of GC Pro per 1000 square feet of area.	0.5-1 pounds of GC Pro per 1000 square feet of area.
	(1 lb. = 2 cups)	(1 lb. = 2 cups)
	Make granular/tablets applications over a wet surface or activate with water immediately following application.	
LIQUID:	<u>Solution Preparation:</u>	
	Due to solubility limitations, it is necessary to use at least 1 gallon of water to fully dissolve each 0.5 pounds of GC Pro.	
	Dissolution of GC Pro in cold water takes approximately 5 minutes.	
	<u>Treatment Rates:</u>	
	Use the same rates as the granular/tablets application given above. Spray solution on the desired treatment surface.	
FOAM:	<u>Solution Preparation:</u>	
	Follow the Liquid solution preparation instructions above.	
	Add 2.0 - 5.0 fluid ounces of an alkaline-based foam, such as BioSafe Systems "Alk-A-Foam", per gallon of finished solution. Spray solution on the desired treatment surface.	
	<u>Treatment Rates:</u>	
	Use the same rates as the granular/liquid application given above.	

Animal Bedding and Litter Rates for Livestock Barns, Stalls and Holding Pens:

LIQUID:	<u>Solution Preparation:</u> Due to solubility limitations, it is necessary to use at least 1 gallon of water to fully dissolve each 0.5 pounds of GC Pro.
	Dissolution of GC Pro in cold water takes approximately 5 minutes.
	<u>Treatment Rates:</u> Mix 1/2 lb of GC Pro in one gallon of clean water. Spray mixed solution over bedding and/or litter to be treated. Repeat as necessary or every other day.

Application Via Foot Mats, Foot Pads, Walk Through Trays:

LIQUID:	Apply GC Pro via foot mats, foot pads and walk through trays to prevent the tracking and spread of dirt, fungi, and slime-forming algae in greenhouses, nurseries, farms, aquaculture production facilities, fisheries, hatcheries, aquariums, zoos, kennels, and livestock barns.
	<u>Solution Preparation:</u> Make a solution using 1/4 - 1/2 lb. of GC Pro per gallon of water. Fill foot mat, food pad or walk through tray to capacity. Use the stronger rate for applications with heavy soil loading. Change solution as needed.

APPLICATION METHODS

SPREADING / BROADCASTING:

Broadcast GC Pro with a mechanical spreader or by hand. A lawn spreader or any other applicator that will insure uniform coverage is acceptable.

SPOT TREATMENT:

Apply GC Pro directly over algae covered area. Retreat when heavy growth occurs.

LIQUID:

Make a solution with GC Pro (refer to liquid application rates for mixing instructions). Spray this solution on the desired treatment surface.

FOAM:

Make a solution with GC Pro (refer to foam application rates for mixing instructions). Spray this solution on the desired treatment surface. Use a foamer, such as the BioSafe BioFoamer, to apply.

GENERAL TREATMENT NOTES

- Control is most easily achieved when growth is not yet well established. Treat when growth first begins to appear.
- Apply in a manner that will insure even distribution of GC Pro within the treatment area.
- GC Pro is water activated. Watering before application is preferred over misting after application because it prevents over watering leading to a reduced effectiveness.
- When treating soil, gravel or other similar media, apply and incorporate GC Pro to an inch below the surface line, for optimum effectiveness.
- Apply GC Pro at maintenance rates every 5-7 days or as needed to control new or established conditions.

- After application, do not allow undiluted granules/tablets to remain in an area where humans or animals are exposed.
- Non-target plants will suffer contact burn if undiluted granules/tablets are accidentally spilled on them. Do not apply in such a way that the concentrated product comes in contact with grass, ornamentals and other foliage.
- Do not tank mix with aquatic herbicides or algaecides containing copper or bromides. Always apply GC Pro at least one day prior to the application of these products.

SOIL SURFACES CONTAINING GROWING PLANTS

Apply GC Pro to soil surfaces for the prevention and control of algae, moss, liverworts, slime molds and their spores. Use in containers and planters for ornamental plants.

NURSERY CONTAINER PLANTS AND TREES:

Use GC Pro on the soil surface of container-grown plants and trees. GC Pro works by surface contact.

Granule Application:

GC Pro is activated by moisture. Make granular applications over a wet surface or activate with water immediately following application. Even coverage of the container's soil surface is required for this product to be effective.

For Curative Treatments: Evenly distribute GC Pro over the soil surface of plant container. Repeat on a weekly to bi-weekly basis.

Pot Size	Rate of GC Pro
8 inch	1/3 tsp.
10 inch	1/2 tsp.

For Follow-Up And Preventative Applications: Evenly distribute GC Pro over the surface of plant container. Repeat on a weekly to bi-weekly basis.

Pot Size	Rate of GC Pro
8 inch	1/8 tsp.
10 inch	1/6 tsp.

Liquid Application:

For Curative Treatments: Mix 1/2 lb. of GC Pro per gallon of water, spray at a rate of three gallons per 1000 sq. ft. of plant area.

For Preventative Treatments: Mix 1/4 lb. of GC Pro per gallon of water, spray at a rate of three gallons per 1000 sq. ft. of plant area.

Application Directions:

NOTE: Do not apply any supplements to the soil to be treated containing elemental iron, manganese, zinc or biological agents 24 hours prior to the application of GC Pro.

1. Make a liquid solution by diluting ¼-½ lb. of GC Pro for each gallon of water. Spray evenly over entire container soil area to be treated. (Dissolution of GC Pro is faster in warm water).
2. Spray 3 gallons of solution per 1000 sq. ft. of plant area.
3. Treat the entire area for best results.

FOLIAR SPRAY TREATMENTS

Use GC Pro to treat and control plant pathogenic diseases on field grown crops, tree crops, crops grown in commercial greenhouses, or crops grown in similar sites.

APPLICATION RATES

Measuring GC PRO

One pound of granules is equivalent to one pound of tablets.

Number of Pounds	Number of Scoops
1	11
2	22

FOR FOLIAR SPRAY TREATMENTS ON CROPS:

GC Pro works immediately on contact with any plant surface for control of plant pathogenic diseases – see Application Instructions chart.

Use sufficient water to obtain optimal coverage of foliage. Good coverage and wetting of the foliage is required. Gallonage to be used will vary with crop and amount of plant growth. Spray volume will vary from 30-100 gallons of spray solution per treated acre. Apply using properly maintained and calibrated spray equipment. Apply using backpack, hand-held, high volume, and boom or ground sprayer.

MIXING INSTRUCTIONS:

Make a solution with GC Pro. GC Pro will go into solution with clean water at no more than ½ pound per gallon of water. Dissolution of GC Pro in cold water takes approximately 5 minutes, less in warm water. When mixing, fill the spray tank one-half full of water, add GC Pro slowly to the clean tank, while hydraulic and or mechanical agitation is operating. The additions of any spreaders should be added only after they have been pre determined to be chemically compatible with GC Pro.

- GC Pro works best when diluted with water containing low levels of organic or inorganic materials, and with water having a neutral pH. Thoroughly rinse out tank with water before mixing.
- Before tank mixing with fertilizers, fungicides, or bactericides, conduct a compatibility test for each combination. Make a test solution and shake or stir vigorously. Excessive bubbling and/or pressure are indications of incompatibility.
- GC Pro works by surface contact with the plants and materials being treated. It is important to ensure that all surfaces are thoroughly wet. GC Pro does not produce a distinct odor or deleterious effects to plants or to postharvest commodities when used in accordance with label directions. Do not use at stronger than recommended rates, as leaf burn may result.

- GC Pro may be applied up to and including the day of harvest.

For best results, apply at first sign of disease. Spray plants ensuring foliage is thoroughly wet. Apply consecutive applications until control is achieved and then follow directions for preventative treatment.

FOR AERIAL SPRAY TREATMENTS FOR FIELD GROWN AND TREE CROPS: To ensure optimum product performance, use at the foliar application rate indicated in sufficient water for adequate coverage of plant foliage. Apply with properly calibrated aerial equipment, using the minimum number of nozzles that provide uniform coverage. Do not make applications at a height greater than 10 ft. above the plant canopy, unless a greater height is required for aircraft safety. Making applications at the lowest height that is safe reduces exposure of droplets to wind and evaporation. When dosage ranges are given, use the higher rate and shorter interval under severe disease pressure, but do not exceed the maximum rate or apply more frequently than labeled in the Application Instructions for that crop.

Spray Drift Management- Avoiding spray drift is the responsibility of the applicator. Do not apply when wind conditions favor drift away from the intended area for treatment. Many factors including droplet size, equipment type and weather related factors determine the potential for spray drift.

- **Do not use GC Pro during conditions of intense heat, drought or poor plant vigor.**
- **Do not apply this product through any irrigation system unless directed by the label; refer to Chemigation Directions for Use.**
- **Prior to treating large numbers of plants, test a few plants for sensitivity.**

PLANT SENSITIVITY TESTING:

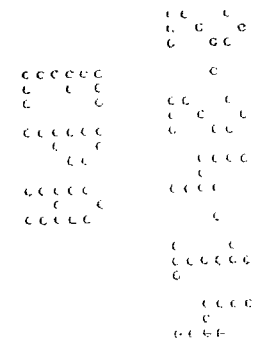
Be sure to use GC Pro at labeled dilutions as solutions more concentrated can result in leaf necrosis for some crops (i.e., do not use more than 8 lbs. per acre for foliar treatments). GC Pro has been designed to provide a balanced source of the active ingredient directly to the plant surface. GC Pro has been used and tested on many varieties of plant material; however, the nature of the target plant, environmental conditions, plant vigor and the use of other pesticides can all affect plant sensitivity to GC Pro. Therefore, before treating large numbers of plants, test GC Pro on a few plants for sensitivity.

Application of GC Pro for curative control of obligate organisms living in the plant tissue (such as Downy and Powdery Mildew) can result in lesions on plant tissue. GC Pro will oxidize parasitic organisms living in plant tissue that are not always visible to the naked eye. Resulting oxidative effects can include spotting, or drying of the plant tissue where organisms inhabited tissue.

Foliar Application Instructions

Crops and Diseases (Alphabetical by Crop Grouping)

Crops	Disease(s)	Rate - lbs. product/acre	Directions
Alfalfa	Cerospora Leaf Spot	1 -2 lbs.	For preventive sprays, spray on a 7-14 day schedule. Use higher rates for higher disease severity or when conditions are favorable for disease.
Asparagus	Asparagus Rust	1-3 lbs.	For preventive sprays, spray on a 7-14 day schedule. Use higher rates for higher disease severity or when conditions are favorable for disease.
Avocado	Anthrachnose Blotch	3-6 lbs.	For preventive sprays, spray on a 7-14 day schedule. Use higher rates for higher disease severity or when conditions are favorable for disease.
Bananas Plantains	Sigatoka	4 lbs.	For preventive sprays, spray on a 7-14 day schedule. Use higher rates for higher disease severity or when conditions are favorable for disease.
Berries, including but not limited to: Blackberry Blueberry Cranberry Raspberry Strawberry	Alternaria Angular Leaf Spot Botrytis Crown Rot Downy Mildew Mummy Berry Disease Leaf Blight Powdery Mildew Fruit Rot	1 - 3 lbs.	For preventive sprays, spray on a 7-14 day schedule. Use higher rates for higher disease severity or when conditions are favorable for disease. Dormant Applications: Use at higher rates in both spring and Fall.
Bulb Vegetables including but not limited to: Garlic Green Onions Leeks Onions Scallions Shallots	Botrytis Downy Mildew Powdery Mildew	3-6 lbs.	For preventive sprays, spray on a 7-14 day schedule. Use higher rates for higher disease severity or when conditions are favorable for disease.



19/45

<p>Cereal Grains & Commodities, including but not limited to: Barley Corn (field) Millet Oats Popcorn Rice Rye Sorghum (Milo) Soybeans Sweet Corn Wheat Wild Rice</p>	<p>Anthracnose Bacterial Blight Bacterial Leaf Blight Blast Brown Leaf Spot Common Rust Common Smut Downey Mildew Head Smut Leaf Smut Sheath Blight Sorghum Downey Mildew Southern Blight Stem Canker Stem Rot</p>	<p>1-2 lbs.</p>	<p>Make first spray early in season followed by second spray 7-10 days later. Use higher rates when conditions are favorable for disease</p>
<p>Celery</p>	<p>Early Blight Late Blight</p>	<p>3 lbs.</p>	<p>For preventive sprays, spray on a 7-14 day schedule. Use higher rates for higher disease severity or when conditions are favorable for disease.</p>
<p>Citrus Crops, including but not limited to: Citrus Hybrids Grapefruit Kumquat Lemon Lime Orange Tangerine</p>	<p>Alternaria Anthracnose Brown Rot Powdery Mildew Rust Scab</p>	<p>3-6 lbs.</p>	<p>For preventive sprays, spray on a 7-14 day schedule. Use higher rates for higher disease severity or when conditions are favorable for disease.</p>
<p>Coffee</p>	<p>Coffee Berry Disease Bacterial Blight Leaf Rust</p>	<p>3-5 lbs.</p>	<p>Apply after first flush. For preventive sprays, spray on a 7-14 day schedule. Use higher rates for higher diseases severity or when conditions are favorable for disease.</p>
<p>Cole Crops, including but not limited to: Broccoli Brussel Sprouts Cabbage Cauliflower Collards Kale</p>	<p>Alternaria Leaf Spot Downy Mildew Early Blight Late Blight Powdery Mildew</p>	<p>3-4 lbs.</p>	<p>For preventive sprays, spray on a 7-14 day schedule. Use higher rates for higher disease severity or when conditions are favorable for disease.</p>
<p>Cotton</p>	<p>Fusarium Thielaviopsis Cotton Root Rot Bacterial Blight</p>	<p>1-2 lbs.</p>	<p>For preventive sprays, spray on a 7-14 day schedule. Use higher rates for higher disease severity or when conditions are favorable for disease.</p>
<p>Cranberries</p>	<p>Fruit Rot Leaf Blight Bacterial Stem Canker</p>	<p>1-2 lbs.</p>	<p>For preventive sprays, spray on a 7-14 day schedule. Use higher rates for higher disease severity or when conditions are favorable for disease.</p>

<p>Cucurbit crops, including but not limited to: Cucumber Melons Pumpkin Squash</p>	<p>Alternaria Anthracnose Belly Rot Downy Mildew Fusarium Wilt Gummy Stem Blight Leaf Spot Powdery Mildew Root Rots</p>	<p>2-4 lbs.</p>	<p>For preventive sprays, spray on a 7-14 day schedule. Use higher rates for higher disease severity or when conditions are favorable for disease.</p>
<p>Forage and Fodder Crops including but not limited to: Alfalfa Hay Clover Trefoil Lupine Grasses</p>	<p>Cerospora Leaf Spot</p>	<p>1-2 lbs.</p>	<p>For preventive sprays, spray on a 7-14 day schedule. Use higher rates for higher disease severity or when conditions are favorable for disease.</p>
<p>Fruiting Vegetables including but not limited to: Eggplant Peppers Tomatoes Tomatillos</p>	<p>Anthracnose Early Blight Late Blight Alternaria Blight Bacterial Wilt Tobacco Mosaic Virus Tomato Yellow Leaf Curl</p>	<p>2-4 lbs.</p>	<p>For preventive sprays, spray on a 7-14 day schedule. Use higher rates for higher disease severity or when conditions are favorable for disease.</p>
<p>Grapes</p>	<p>Black Rot Botrytis Downy Mildew Powdery Mildew Sour Rot</p>	<p>3-4 lbs.</p>	<p>For preventive sprays, spray on a 7-14 day schedule. Use higher rates for higher disease severity or when conditions are favorable for disease.</p>
<p>Grasses grown for seed or sod including: Turf</p>	<p>Grey Leaf Spot Leaf Rust Leaf Spot Stem Rust</p>	<p>3-6 lbs.</p>	<p>For preventive sprays, spray on a 7-14 day schedule. Use higher rates for higher disease severity or when conditions are favorable for disease.</p>
<p>Herbs and Spices, including but not limited to: Basil Chives Cilantro Coriander Dill Mint Rosemary Sage</p>	<p>Anthracnose Downy Mildew Powdery Mildew</p>	<p>1-2 lbs.</p>	<p>For preventive sprays, spray on a 7-14 day schedule. Use higher rates for higher disease severity or when conditions are favorable for disease.</p>
<p>Hops</p>	<p>Downy Mildew Powdery Mildew</p>	<p>1-2 lbs.</p>	<p>For preventive sprays, spray on a 7-14 day schedule. Use higher rates for higher disease severity or when conditions are favorable for disease.</p>

Kiwi	Alternaria Anthracnose Leaf Blight Powdery Mildew Sooty Mold Stem Rot	1-3 lbs.	For preventive sprays, spray on a 7-14 day schedule. Use higher rates for higher disease severity or when conditions are favorable for disease.
Leafy Vegetables, including but not limited to: Arugula Celery Chickory Root Endive Fennel Lettuce Spinach Rhubarb Radicchio Swiss Chard	Brown Rot Botrytis Downy Mildew Early Blight Late Blight Powdery Mildew Rust	2-4 lbs.	For preventive sprays, spray on a 7-14 day schedule. Use higher rates for higher disease severity or when conditions are favorable for disease.
Legumes, including but not limited to: Chick Peas Dry Beans Lima Beans Peas Snap Beans	Anthracnose Botrytis Downy Mildew Early & Late Blight Fusarium Powdery Mildew Sclerotinia Rust White Mold	1-2 lbs.	For preventive sprays, spray on a 7-14 day schedule. Use higher rates for higher disease severity or when conditions are favorable for disease.
Mango	Alternaria Anthracnose Leaf Blight Powdery Mildew Sooty Mold Stem Rot	1-3 lbs.	For preventive sprays, spray on a 7-14 day schedule. Use higher rates for higher disease severity or when conditions are favorable for disease.
Mushrooms	Bacterial Blotch Mycogone Necrotic Spot Trichoderma Verticillium Spot	2-4 lbs.	For preventive sprays, spray on a 7-14 day schedule. Use higher rates for higher disease severity or when conditions are favorable for disease.
Papaya	Anthracnose	1-3 lbs.	For preventive sprays, spray on a 7-14 day schedule. Use higher rates for higher disease severity or when conditions are favorable for disease.
Peanuts	Sclerotinia Blight Stem Blight Pod Rot Rust Leaf Spot	2-4 lbs.	For preventive sprays, spray on a 7-14 day schedule. Use higher rates for higher disease severity or when conditions are favorable for disease.

Pineapple	Alternaria Anthracnose Leaf Blight Powdery Mildew Sooty Mold Stem Rot	1-3 lbs.	For preventive sprays, spray on a 7-14 day schedule. Use higher rates for higher disease severity or when conditions are favorable for disease.
Pome Fruits including but not limited to: Apples Pears Loquats Mayhaws Quince	Fire Blight Powdery Mildew Rusts Scab	6-8 lbs.	For preventive sprays, spray on a 7-14 day schedule. Use higher rates for higher disease severity or when conditions are favorable for disease. Dormant Applications: Use at higher rates in both spring and Fall.
Potatoes (in furrow)	Early Blight Late Blight	1-3 lbs.	For preventive sprays, spray on a 7-14 day schedule. Use higher rates for higher disease severity or when conditions are favorable for disease.
Potatoes (Seed)	Fusarium	1-3 lbs.	For preventive sprays, spray on a 7-14 day schedule. Use higher rates for higher disease severity or when conditions are favorable for disease.
Rice	Bacterial Leaf Blight Blast Brown Leaf Spot Leaf Smut Sheath Blight Stem Rot	1-3 lbs.	For preventive sprays, spray on a 7-14 day schedule. Use higher rates for higher disease severity or when conditions are favorable for disease.
Root & Tuber Vegetables including but not limited to: Artichokes Beets Carrots Ginseng Horseradish Parsnip Potatoes Radish Rutabaga Sugar Beets Sweet Potatoes Taro Turnips Yams	Alternaria Bacterial Leaf Spot Crown Rot Early Blight Late Blight Leaf Blight Leaf Spot Powdery Mildew Potato Brown Rot	1-3 lbs.	For preventive sprays, spray on a 7-14 day schedule. Use higher rates for higher disease severity or when conditions are favorable for disease.

<p>Stone Fruits, including but not limited to: Apricots Cherries Nectarines Peaches Plums Prunes</p>	<p>Brown Rot Downy Mildew Powdery Mildew</p>	<p>6-8 lbs.</p>	<p>For preventive sprays, spray on a 7-14 day schedule. Use higher rates for higher disease severity or when conditions are favorable for disease.</p> <p>Dormant Applications: Use at higher rates in both spring and Fall.</p>
---	--	-----------------	--

Strawberries	Alternaria Angular Leaf Spot Botrytis Crown Rot Downy Mildew Fruit Rot Leaf Blight Powdery Mildew	1-3 lbs.	For preventive sprays, spray on a 7-14 day schedule. Use higher rates for higher disease severity or when conditions are favorable for disease.
Soybean	Anthracnose Bacterial Blight Brown Leaf Spot Downey Mildew Southern Blight Stem Canker	1-2 lbs.	For preventive sprays, spray on a 7-14 day schedule. Use higher rates for higher disease severity or when conditions are favorable for disease.
Sugar Beets	Alternaria Bacterial Leaf Spot Crown Rot Leaf Blight Leaf Spot Powdery Mildew	1-3 lbs.	Use higher rates for higher disease severity or when conditions are favorable for disease.
Tobacco (Field)	Blue Mold Tobacco Mosaic Virus	1-2 lbs.	Use higher rates for higher disease severity or when conditions are favorable for disease.
Tobacco (Float Beds)	Blue Mold Fusarium	1-2 lbs.	1-2 pounds per 1000 gallons of water of clean water as maintenance treatment. Use higher rates for highly contaminated water.
Tree Nuts including but not limited to: Almonds Brazil Nuts Cashews Filberts Macadamias Pecans Pistachios Walnuts	Almond Leaf Scorch Alternaria Anthracnose Brown Rot Bacterial Blight Bacterial Canker E. Filbert Blight Jacket Rot	6-8 lbs.	For preventive sprays, spray on a 7-14 day schedule. Use higher rates for higher disease severity or when conditions are favorable for disease. Dormant Applications: Use at higher rates in both spring and Fall.
Tropical Fruit, including but not limited to: Casaba Coconut Dates Guava Passion Fruit Poi Star Fruit	Alternaria Anthracnose Leaf Blight Powdery Mildew Sooty Mold Stem Rot	1-3 lbs.	For preventive sprays, spray on a 7-14 day schedule. Use higher rates for higher disease severity or when conditions are favorable for disease.

CHEMIGATION

Make a solution with GC Pro (refer to liquid application rates). GC Pro will go into solution with clean water at no more than 1/2 pound per gallon of water. Dissolution of GC Pro in cold water takes approximately 5 minutes, less in warm water.

General Requirements -

- 1) Apply this product only through a drip system or sprinkler including center pivot, lateral move, end tow, side (wheel) roll, traveler, big gun, solid set, hand move, flood (basin), furrow, border or drip (trickle) irrigation systems. Do not apply this product through any other type of irrigation system.
- 2) Crop injury, lack of effectiveness, or illegal pesticide residues in the crop can result from non-uniform distribution of treated water.
- 3) If you have questions about calibration, you should contact State Extension Service specialists, equipment manufacturers or other experts.
- 4) Do not connect an irrigation system (including greenhouse systems) used for pesticide application to a public water system unless the pesticide label-prescribed safety devices for public water systems are in place.
- 5) A person knowledgeable of the chemigation system and responsible for its operation, or under the supervision of the responsible person, shall shut the system down and make necessary adjustments should the need arise.
- 6) Posting of areas to be chemigated is required when 1) any part of a treated area is within 300 feet of sensitive areas such as residential areas, labor camps, businesses, day care centers, hospitals, in-patient clinics, nursing homes or any public areas such as schools, parks, playgrounds, or other public facilities not including public roads, or 2) when the chemigated area is open to the public such as golf courses or retail greenhouses.
- 7) Posting must conform to the following requirements. Treated areas shall be posted with signs at all usual points of entry and along likely routes of approach from the listed sensitive areas. When there are no usual points of entry, signs must be posted in the corners of the treated areas and in any other location affording maximum visibility to sensitive areas. The printed side of the sign should face away from the treated area towards the sensitive area. The signs shall be printed in English. Signs must be posted prior to application and must remain posted until foliage has dried and soil surface water has disappeared. Signs may remain in place indefinitely as long as they are composed of materials to prevent deterioration and maintain legibility for the duration of the posting period.
- 8) All words shall consist of letters at least 2.5 inches tall, and all letters and the symbol shall be a color which sharply contrasts with their immediate background. At the top of the sign shall be the words KEEP OUT, followed by an octagonal stop sign symbol at least 8 inches in diameter containing the word STOP. Below the symbol shall be the words PESTICIDES IN IRRIGATION WATER.

Specific Requirements for Chemigation Systems Connected to Public Water Systems -

- 1) Public water system means a system for the provision to the public of piped water for human consumption if such system has at least 15 service connections or regularly serves an average of at least 25 individuals daily at least 60 days out of the year.

- 2) Chemigation systems connected to public water systems must contain a functional, reduced-pressure zone, backflow preventer (RPZ) or the functional equivalent in the water supply line upstream from the point of pesticide introduction. As an option to the RPZ, the water from the public water system should be discharged into a reservoir tank prior to pesticide introduction. There shall be a complete physical break (air gap) between the outlet end of the fill pipe and the top or overflow rim of the reservoir tank of at least twice the inside diameter of the fill pipe.
- 3) The pesticide injection pipeline must contain a functional, automatic, quick-closing check valve to prevent the flow of fluid back toward the injection pump.
- 4) The pesticide injection pipeline must contain a functional, normally closed, solenoid-operated valve located on the intake side of the injection pump and connected to the system interlock to prevent fluid from being withdrawn from the supply tank when the irrigation system is either automatically or manually shut down.
- 5) The system must contain functional interlocking controls to automatically shut off the pesticide injection pump when the water pump motor stops or in cases where there is no water pump, when the water pressure decreases to the point where pesticide distribution is adversely affected.
- 6) Systems must use a metering pump, such as a positive displacement injection pump (e.g., diaphragm pump) effectively designed and constructed of materials that are compatible with pesticides and capable of being fitted with a system interlock.
- 7) Do not apply when wind speed favors drift beyond the area intended for treatment.

Specific Requirements for Sprinkler Chemigation -

- 1) The system must contain a functional check valve, vacuum relief valve and low-pressure drain appropriately located on the irrigation pipeline to prevent water source contamination from backflow.
- 2) The pesticide injection pipeline must contain a functional, automatic, quick-closing check valve to prevent the flow of fluid back toward the injection pump.
- 3) The pesticide injection pipeline must also contain a functional, normally closed, solenoid-operated valve located on the intake side of the injection pump and connected to the system interlock to prevent fluid from being withdrawn from the supply tank when the irrigation system is either automatically or manually shut down.
- 4) The system must contain functional interlocking controls to automatically shut off the pesticide injection pump when the water pump motor stops.
- 5) The irrigation line or water pump must include a functional pressure switch which will stop the water pump motor when the water pressure decreases to the point where pesticide distribution is adversely affected.
- 6) Systems must use a metering pump, such as a positive displacement injection pump (e.g., diaphragm pump) effectively designed and constructed of materials that are compatible with pesticides and capable of being fitted with a system interlock.
- 7) Do not apply when wind speed favors drift beyond the area intended for treatment.

Specific Requirements for Flood (Basin), Furrow and Border Chemigation

- 1) Systems using a gravity flow pesticide dispensing system must meter the pesticide into the water at the head of the field and downstream of a hydraulic discontinuity such as a drop structure or weir box to decrease potential for water source contamination from backflow if water flow stops.
- 2) The systems utilizing a pressurized water and pesticide injection system must meet the following requirements:

- a. The system must contain a functional check valve, vacuum relief valve and low-pressure drain appropriately located on the irrigation pipeline to prevent water source contamination from backflow.
- b. The pesticide injection pipeline must contain a functional, automatic, quick-closing check valve to prevent the flow of fluid back toward the injection pump.
- c. The pesticide injection pipeline must also contain a functional, normally closed, solenoid-operated valve located on the intake side of the injection pump and connected to the system interlock to prevent fluid from being withdrawn from the supply tank when the irrigation system is either automatically or manually shut down.
- d. The system must contain functional interlocking controls to automatically shut off the pesticide injection pump when the water pump motor stops.
- e. The irrigation line or water pump must include a functional pressure switch which will stop the water pump motor when the water pressure decreases to the point where pesticide distribution is adversely affected.
- f. Systems must use a metering pump, such as a positive displacement injection pump (e.g., diaphragm pump) effectively designed and constructed of materials that are compatible with pesticides and capable of being filled with a system interlock.

Specific Requirements for Drip (Trickle) Chemigation -

- 1) The system must contain a functional check valve, vacuum relief valve and low-pressure drain appropriately located on the irrigation pipeline to prevent water source contamination from backflow.
- 2) The pesticide injection pipeline must contain a functional, automatic, quick-closing check valve to prevent the flow of fluid back toward the injection pump.
- 3) The pesticide injection pipeline must also contain a functional, normally closed, solenoid-operated valve located on the intake side of the injection pump and connected to the system interlock to prevent fluid from being withdrawn from the supply tank when the irrigation system is either automatically or manually shut down.
- 4) The system must contain functional interlocking controls to automatically shut off the pesticide injection pump when the water pump motor stops.
- 5) The irrigation line or water pump must include a functional pressure switch which will stop the water pump motor when the water pressure decreases to the point where pesticide distribution is adversely affected.
- 6) Systems must use a metering pump, such as a positive displacement injection pump (e.g., diaphragm pump) effectively designed and constructed of materials that are compatible with pesticides and capable of being filled with a system interlock.

Application Instructions -

- 1) Remove scale, pesticide residues, and other foreign matter from the chemical supply tank and entire injector system. Flush with clean water. Failure to provide a clean tank, void of scale or residues may cause product to lose effectiveness or strength.
- 2) Determine the treatment rates as indicated in the directions for use and make proper dilutions.
- 3) Prepare a solution in the chemical tank by filling the tank with the required water and then adding product as required. The product will immediately go into suspension without any required agitation.
- 4) Do not apply GC Pro in conjunction with any other pesticides or fertilizers; this has the potential to cause reduced performance of the product. Avoid application in this manner.

STORAGE AND DISPOSAL

Do not contaminate water, food, or feed by storage or disposal.

PESTICIDE STORAGE: Store in original containers in a cool, well-vented area, away from direct sunlight. Do not allow product to become overheated in storage. This may cause increased degradation of the product, which will decrease product effectiveness. In case of spill, flood area with large quantities of water. Do not store in a manner where cross-contamination with other pesticides or fertilizers could occur.

PESTICIDE HANDLING: Wastes resulting from the use of this product may be disposed of on site or at an approved waste disposal facility. Open dumping is prohibited. If wastes cannot be disposed of according to label directions, contact your State Pesticide or Environmental Control Agency, or the Hazardous Waste Representative at the nearest EPA Regional Office for guidance.

CONTAINER HANDLING: Non-refillable container. Do not reuse or refill this container. Triple rinse (or equivalent). Then offer for recycling or reconditioning, or puncture and dispose of in a sanitary landfill, or incineration, or, if allowed by state and local authorities, by burning. If burned, stay out of smoke.

CONDITIONS OF SALE AND LIMITATION OF WARRANTY AND LIABILITY

NOTICE: Read the entire Directions for Use and Conditions of Sale and Limitation of Warranty and Liability before buying or using this product. If the terms are not acceptable, return the product at once, unopened, and the purchase price will be refunded.

The Directions for Use of this product must be followed carefully. To the extent consistent with applicable law, it is impossible to eliminate all risks inherently associated with the use of this product. Crop injury, ineffectiveness or other unintended consequences may result because of such factors as manner of use or application, weather or crop conditions, presence of other materials or other influencing factors in the use of the product, which are beyond the control of BIOSAFE SYSTEMS LLC or Seller. To the extent consistent with applicable law, all such risks shall be assumed by Buyer and User, and Buyer and User agree to hold BIOSAFE SYSTEMS and Seller harmless for any claims relating to such factors.

BIOSAFE SYSTEMS warrants that this product conforms to the *chemical* description on the label and is reasonably fit for the purposes stated in the Directions for Use, subject to the inherent risks referred to above when used in accordance with directions under normal use conditions. To the extent consistent with applicable law, this warranty does not extend to the use of the product contrary to label instructions, or under abnormal conditions or under conditions not reasonably foreseeable to or beyond the control of Seller or BIOSAFE SYSTEMS, and Buyer and User assume the risk of any such use. TO THE EXTENT CONSISTENT WITH APPLICABLE LAW, BIOSAFE SYSTEMS MAKES NO WARRANTIES OF MERCHANTABILITY OR OF FITNESS FOR A PARTICULAR PURPOSE, NOR ANY OTHER EXPRESSED OR IMPLIED WARRANTY EXCEPT AS STATED ABOVE.

To the extent consistent with applicable law, in no event shall BIOSAFE SYSTEMS or Seller be liable for any incidental, consequential or special damages resulting from the use or handling of this product. TO THE EXTENT CONSISTENT WITH APPLICABLE LAW, THE EXCLUSIVE REMEDY OF THE USER OR BUYER, AND THE EXCLUSIVE LIABILITY OF BIOSAFE SYSTEMS AND SELLER FOR ANY AND ALL CLAIMS, LOSSES, INJURIES OR DAMAGES (INCLUDING CLAIMS BASED ON BREACH OF WARRANTY, CONTRACT, NEGLIGENCE, TORT, STRICT LIABILITY OR OTHERWISE) RESULTING FROM THE USE OR HANDLING OF THIS PRODUCT, SHALL BE THE RETURN OF THE PURCHASE PRICE OF THE PRODUCT OR, AT THE ELECTION OF BIOSAFE SYSTEMS OR SELLER, THE REPLACEMENT OF THE PRODUCT.

BIOSAFE SYSTEMS and Seller offer this product, and Buyer and User accept it, subject to the foregoing Conditions of Sale and Limitation of Warranty and Liability, which may not be modified except by written agreement signed by a duly authorized representative of BIOSAFE SYSTEMS.

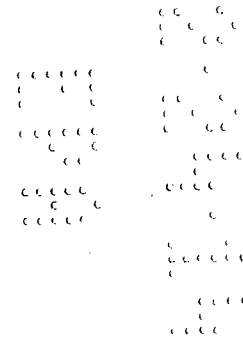


NSF/ANSI Standard 60 Certified for Drinking Water

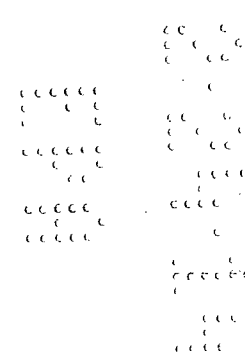
OPTIONAL LABEL CLAIMS:

- Algaecide
- Fungicide
- Bactericide
- Oxidizer
- Granular
- Tablets
- Algaecide/Fungicide
- Broad Spectrum
- Broad Spectrum Algaecide/Fungicide
- Broad Spectrum Bactericide/Fungicide
- Broad Spectrum Algaecide/Fungicide/Bactericide
- For indoor or outdoor uses.
- Preventative treatment for seeds, growing plants, fruits, nuts and vegetables.
- A treatment for the prevention and control of plant pathogenic diseases in field grown crops, commercial greenhouses, and storage sites.
- A post harvest treatment for the prevention and control of plant pathogenic diseases on all fruits, vegetables, and agricultural crops and commodities listed on this label in dump tanks, hydro coolers and process waters.
- A treatment for the prevention and control of plant pathogenic diseases on surfaces and equipment and structures used in processing post-harvest commodities.

- Treats/controls algae & cyanobacteria.
- Preventative treatment for postharvest fruits, vegetables and other agricultural crops listed on this label.
- A treatment for the prevention and control of plant pathogenic diseases on crops after harvest.
- A treatment for the prevention and control of plant pathogenic diseases on surfaces and equipment and structures used in processing postharvest commodities.
- A treatment for the prevention and suppression / control of plant pathogenic diseases in Commercial Greenhouses, Garden Centers, Landscapes, Nurseries and Interiorscapes.
- A treatment for the prevention and control of algae & cyanobacteria in rice and wild rice fields/paddies.
- Removes stubborn algae from surfaces, equipment and structures.
- Removes algae from roofs, walkways, and decks.
- A treatment for the control of algae, liverwort(s), odor-causing bacteria and fungus on surfaces, equipment and structures.
- Treats/controls algae, liverwort(s), bacteria and fungus.
- Controls odors caused by bacterial decay of organic matter.
- Adds oxygen to the water column.
- Treats, controls, and prevents algae growth.
- Eliminates algae.
- Adds oxygen to the water as it works.
- Easy to use.
- Effective over a wide range of pH conditions.
- Reduces organic build-up
- Reduces noxious odors including hydrogen sulfide.
- Controls algae blooms.
- Use GC Pro as an integral part of your water management system.



- Use GC Pro in conjunction with the family of BioSafe Systems products as part of a comprehensive treatment program.
- Maintain an algae free pond with GC Pro.
- Dumpster and trash can treatment.
- Effective moss (and liverwort) control.
- Eliminate liverwort(s), moss and algae from container-grown plants and trees.
- Granular Algaecide



Sublabel B: Turf, Turf Equipment and Tools, and Container-Grown Plant Applications

GC Pro

- Controls and suppresses algae, moss, liverwort(s), bacterial and fungal diseases on turf
- For use on turf grass and in container-grown plants

Active Ingredient:

Sodium Carbonate Peroxyhydrate*85.00%

Other Ingredients: 15.00%

Total: 100.00%

*Contains 27.60% Hydrogen Dioxide by weight.

KEEP OUT OF REACH OF CHILDREN

DANGER – PELIGRO

Si usted no entiende la etiqueta, busque a alguien para que se la explique a usted en detalle. (If you do not understand this label, find someone to explain it to you in detail.)

FIRST AID	
If in eyes	<ul style="list-style-type: none"> • Hold eye open and rinse slowly and gently with water for 15 – 20 minutes. • Remove contact lenses, if present, after the first 5 minutes, then continue rinsing eye. • Call a poison control center or doctor for treatment advice.
If on skin or clothing	<ul style="list-style-type: none"> • Take off contaminated clothing. • Rinse skin immediately with plenty of water for 15 – 20 minutes. • Call a poison control center or doctor for treatment advice.
If swallowed	<ul style="list-style-type: none"> • Call poison control center or doctor immediately for treatment advice. • Have person sip a glass of water if able to swallow. • Do not induce vomiting unless told to do so by a poison control center or doctor. • Do not give anything by mouth to an unconscious person.
If inhaled	<ul style="list-style-type: none"> • Move person to fresh air. • If person is not breathing, call 911 or an ambulance, then give artificial respiration, preferably by mouth-to-mouth, if possible. • Call a poison control center or doctor for treatment advice.

HOTLINE NUMBER

Have the product container or label with you when calling a poison control center or doctor, or going for treatment. You may also contact 1-800-222-1222 for emergency medical treatment information.

NOTE TO PHYSICIAN

Probable mucosal damage may contraindicate the use of gastric lavage.

See (inside)(back)(side)(panel)(label) for additional precautionary statements and directions for use.

EPA Registration No. 70299-15

Batch Code ccccccc

EPA Establishment No. 72797-AL-001, 067441-IL-001, 089546-NV-001

Manufactured by:

BioSafe Systems, LLC

22 Meadow Street, East Hartford, CT 06108

Tel.: (888) 273-3088

Net Contents: 20, 50 lbs.

PRECAUTIONARY STATEMENTS

HAZARDS TO HUMANS AND DOMESTIC ANIMALS

DANGER: Corrosive. Causes irreversible eye damage. Harmful if swallowed, inhaled or absorbed through skin. Do not get in eyes, on skin or on clothing. Wash thoroughly with soap and water after handling. Remove and wash contaminated clothing before reuse.

PERSONAL PROTECTIVE EQUIPMENT (PPE)

Handlers who may be exposed to the dilute through application or other tasks must wear: long-sleeved shirt and long pants, and shoes plus socks. Handlers who may be exposed to the concentrate through mixing, loading, application, or other tasks must wear: coveralls over long-sleeved shirt and long pants, rubber gloves, chemical resistant footwear plus socks, and protective eyewear (goggles or face shield). Follow manufacturer's instructions for cleaning / maintaining PPE. Discard clothing and other absorbent materials that have been drenched or heavily contaminated with this product's concentrate. Do not reuse them. If no such instructions for washables, use detergent and hot water. Keep and wash PPE separately from other laundry.

USER SAFETY RECOMMENDATIONS: Users should:

- Wash hands thoroughly with soap and water before eating, drinking, chewing gum, using tobacco or using the toilet,
- Users should remove clothing immediately if pesticide gets inside. Then wash thoroughly and put on clean clothing.
- Remove PPE immediately after handling this product. Wash the outside of gloves before removing. As soon as possible, wash thoroughly and change into clean clothing.

ENVIRONMENTAL HAZARDS

This pesticide is toxic to birds. This product is highly toxic to bees and other beneficial insects exposed to direct contact on blooming crops or weeds. Do not apply this product or allow it to drift to blooming crops or weeds while bees are actively visiting the treatment area. Do not apply this product or allow it to drift to crops where beneficials are part of an integrated pest management strategy. Do not contaminate water when disposing of equipment washwaters or rinsate. Do not use near waterbody margins during amphibian breeding seasons.

PHYSICAL AND CHEMICAL HAZARDS

Strong oxidizing agent. **Corrosive.** Do not bring in contact with other pesticides, cleaners or oxidative agents.

DIRECTIONS FOR USE

It is a violation of Federal law to use this product in a manner inconsistent with its labeling. For any requirements specific to your State or Tribe, consult the state or tribal agency responsible for pesticide regulation. Do not apply this product in a way that will contact workers or other persons, either directly or through drift. Only protected handlers may be in the area during application.

Non-Agricultural Use Requirements

The requirements in this box apply to uses of this product that are **not** within the scope of the Worker Protection Standard for agricultural pesticides (40 CFR Part 170). The WPS applies when this product is used to produce agricultural plants on farms, forests, nurseries or greenhouses.

Keep unprotected persons out of treated areas until sprays have dried or dusts have settled.

Do not allow spray to drift from the application site and contact people or structures that people occupy.

FOR USE ON TURF GRASSES:

Apply GC Pro to well-established lawns (at least one growing season old), golf course fairways, greens, and tees to control / suppress algae, moss, liverwort(s), bacterial and fungal diseases on turf, and the conditions that these organisms may cause. The best time of year to apply GC Pro for curative applications is either the spring or fall when temperatures are 50°F or above. During summer months, use GC Pro for spot treatments.

APPLICATION RATES

Measuring GC PRO

One pound of granules is equivalent to one pound of tablets.

Number of Pounds	Number of Scoops
1	11
2	22

ALGAE, MOSS AND SLIME MOLD TREATMENT:

Use GC Pro for the prevention and control of algae, fungi, moss, slime molds and their spores on turf and golf greens.

Liquid Application Directions

1. Prior to treatment with GC Pro, cut grass or verticut with groomer.
2. Apply GC Pro at the rate of 1/2 lb per gallon of water. Use 3 gallons of spray solution per 1000 sq. ft. of turf grass. Apply immediately after mixing.
3. Apply early in day, when the area will receive full sun.
4. Treat the entire turf area.
5. Do not apply any supplements containing elemental iron, manganese, zinc or biological agents 24 hours prior to the application of GC Pro.
6. Apply preventive treatments using 1/4 pound per gallon of water using 3 gallons of spray solution per 1000 sq. ft. of turf grass.

Granular Application Directions

Apply GC Pro to well-established (at least one growing season old), lawns, golf course fairways, greens and tees for the prevention and control of algae, moss, slime molds and their spores. GC Pro is activated by moisture and must be watered immediately in after application.

The best time to apply GC Pro for curative applications is either the spring or fall when temperatures are 50°F or above. Apply GC Pro to well-established lawns, golf course fairways, greens, and tees at a rate of 6 pounds per 1,000 square feet. When using a drop spreader, uniform coverage is essential for best results (see Tables 3, 4, and 5 for spreader settings). Do not overlap. If applying on greens, always open up the spreader off of the green and on the collar.

Activate GC Pro with water immediately following application (see Table 1). Water to specified amount, or for at least 10 minutes.

Make subsequent applications by applying 2 - 4 pounds of GC Pro per 1,000 square feet. Repeat applications when algae, moss, slime molds reappear. Apply GC Pro on consecutive days. The optimum application time is early morning or late afternoon.

During summer months, use GC Pro for spot treatments. Apply GC Pro directly to diseased areas.

TURF DISEASE TREATMENT:

Use GC Pro for the prevention and control of Snow Mold, Brown Patch, Summer Patch, Fairy Ring, Dollar Spot, *Pythium*, and *Phytophthora*.

Liquid Application Directions

1. Make a liquid solution of GC Pro by diluting ½ lb. of the granular/tablets for each gallon of water. (Dissolution of GC Pro in cold water will take approximately 5 minutes).
2. Spray evenly over area to be treated.
3. Make subsequent applications by diluting ¼ lb. of the granular/tablets for each gallon of water. GC Pro may be applied in the same area up to 3 consecutive days.
4. Repeat treatment when disease reappears.

The optimum application time is early morning or late afternoon.

Mix GC Pro only with water, and at the recommended rates. Do not mix GC Pro with any other substances.

Granular Application Directions

Apply GC Pro to well-established (at least one growing season old) lawns, golf course fairways, greens and tees for the prevention and control of Snow Mold, Brown Patch, Summer Patch, Fairy Ring, Dollar Spot, *Pythium*, and *Phytophthora*. GC Pro is activated by moisture and must be watered in after application.

The best time to apply GC Pro for curative applications is when temperatures are 50°F or above. Apply GC Pro to well-established lawns, golf course fairways, greens and tees at a rate of 6 pounds per 1,000 square feet. When using a drop spreader, uniform coverage is essential for best results (see Tables 3, 4, and 5 for spreader settings). Avoid overlap when applying product to turf. If applying on greens, always open up the spreader off of the green and on the collar.

Activate GC Pro with water immediately following application (see Table 1). Water to specified amount, or for at least 10 minutes.

When making subsequent applications, apply 2 - 4 pounds of GC Pro per 1,000 square feet. Repeat applications when algae, moss, or slime molds reappear. GC Pro can be applied in the same area up to 3 consecutive days. The optimum application time is early morning or late afternoon.

During summer months, use GC Pro for spot treatments. For spot treatments apply GC Pro directly to diseased area.

Table 1 – Application Rate

Application Rate Lbs./1,000 ft ²	Amount of water (inches) applied by sprinkler irrigation
2	1/10"
4	1/10"

6	1/10"
8	1/8"

Table 2 – Scotts and Prizelawn Drop Spreader Settings

Scotts and Prizelawn Rate in Lbs. / 1,000 ft ²	Spreader Setting*
2	N/a
4	2
6	2 1/2
8	3

* Use disbursement bars

Table 3 – Gandy Drop Spreader Settings

Gandy Rate in Lbs. / 1,000 ft ²	Spreader Setting* @ 4 mph	Spreader Setting @ 6 mph
2	12	14
4	16	19
6	19	22
8	21	24

*Use disbursement bars

Table 4 – LESCO Rotary Spreader Settings

LESCO Rate in Lbs. / 1,000 ft ²	Spreader Setting
2	6
4	8
6	9
8	11

NOTICE: A broad spectrum of plant and turf species have been found to tolerate GC Pro however, due to the large number of species and varieties of ornamental plants and turf, it is impossible to test every one for tolerance to GC Pro. Neither the manufacturer nor the seller has determined whether or not GC Pro can be used on all known species of plants and turf. Therefore, test a small section at labeled rates for phytotoxicity prior to widespread use. Repeat applications can raise soil pH to levels that can adversely affect plant growth. GC Pro is incompatible with metal-based fungicides and fertilizers. **Do not apply GC Pro within three days of metal-based fungicides or fertilizer applications.**

FOR USE ON ARTIFICIAL TURF:

Use GC Pro for the prevention and control of algae, fungi, moss, slime molds and their spores.

Application Directions

1. Make a liquid solution of GC Pro by diluting 1/2 lb. of the granular/tablets for each gallon of water. (Dissolution of GC Pro in cold water will take approximately 5 minutes).
2. Spray evenly over area to be treated.
3. Allow to thoroughly dry before use.
4. Repeat treatment if disease reappears.

FOR USE ON TURF EQUIPMENT AND TOOLS: Use GC Pro to suppress / control the spread of plant pathogens, fungi and slime forming algae. Use 1/4 lb. of GC Pro per gallon of clean water. Spray equipment thoroughly or soak tools to ensure complete coverage.

FOR SOIL SURFACES CONTAINING GROWING PLANTS

Apply GC Pro to soil surfaces for the prevention and control of algae, moss, liverworts, slime molds and their spores. Use in containers and planters for ornamental plants.

NURSERY CONTAINER PLANTS AND TREES:

Use GC Pro in container-grown plants and trees. GC Pro works by surface contact and complete coverage is important.

Granule Application:

GC Pro is activated by moisture. Make granular applications over a wet surface or activate with water immediately following application.

For Curative Treatments: Evenly distribute GC Pro over the soil surface of plant container. Repeat on a weekly to bi-weekly basis.

Pot Size	Rate of GC Pro
8 inch	1/3 tsp.
10 inch	1/2 tsp.

For Follow-Up And Preventative Applications: Evenly distribute GC Pro over the surface of plant container. Repeat on a weekly to bi-weekly basis.

Pot Size	Rate of GC Pro
8 inch	1/8 tsp.
10 inch	1/6 tsp.

Liquid Application:

For Curative Treatments:

Mix 1/2 lb. of GC Pro per gallon of water, spray at a rate of three gallons per 1000 sq. ft. of plant area.

For Preventative Treatments:

Mix 1/4 lb. of GC Pro per gallon of water, spray at a rate of three gallons per 1000 sq. ft. of plant area.

Application Directions:

1. Make a liquid solution by diluting 1/4-1/2 lb. of GC Pro for each gallon of water. (Dissolution of GC Pro is faster in warm water).
2. Spray evenly over area to be treated.
3. Spray 3 gallons of solution per 1000 sq. ft. of plant area.
4. Treat the entire area.
5. Do not apply any supplements containing elemental iron, manganese, zinc or biological agents 24 hours prior to the application of GC Pro.

NOTICE: A broad spectrum of plant and turf species have been found to tolerate GC Pro. However, due to the large number of species and varieties of ornamental plants and turf, it is impossible to test every one for tolerance. Neither the manufacturer nor the seller has determined whether or not this

product can be used on all known species of plants and turf. Therefore, test a small section at labeled rates for phytotoxicity prior to widespread use. Repeat applications can raise soil pH to levels that can adversely affect plant growth. GC Pro is incompatible with metal-based fungicides and fertilizers. Do not apply GC Pro within three days of metal-based fungicides or fertilizer applications.

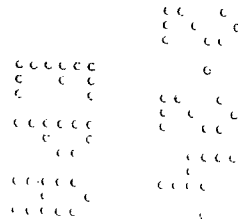
STORAGE AND DISPOSAL

Do not contaminate water, food, or feed by storage or disposal.

PESTICIDE STORAGE: Store in original containers in dry conditions in a cool, well-vented area, away from direct sunlight. Do not allow product to become overheated (>50°C) in storage. This may cause increased degradation of the product, which will decrease product effectiveness. In case of spill, flood area with large quantities of water. Do not store in a manner where cross-contamination with other pesticides or fertilizers could occur. Do not store near incompatible materials such as reducing agents, combustible materials, organic materials or acids.

PESTICIDE HANDLING: Wastes resulting from the use of this product may be disposed of on site or at an approved waste disposal facility. Open dumping is prohibited. If wastes cannot be disposed of according to label directions, contact your State Pesticide or Environmental Control Agency, or the Hazardous Waste Representative at the nearest EPA Regional Office for guidance.

CONTAINER HANDLING: Non-refillable container. Do not reuse or refill this container. Triple rinse (or equivalent). Then offer for recycling or dispose of in a sanitary landfill, or incineration, or if allowed by state and local authorities by burning. If burned, stay out of smoke.



CONDITIONS OF SALE AND LIMITATION OF WARRANTY AND LIABILITY

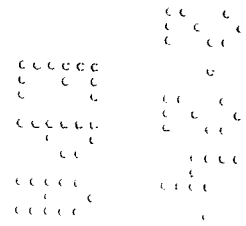
NOTICE: Read the entire Directions for Use and Conditions of Sale and Limitation of Warranty and Liability before buying or using this product. If the terms are not acceptable, return the product at once, unopened, and the purchase price will be refunded.

The Directions for Use of this product must be followed carefully. To the extent consistent with applicable law, it is impossible to eliminate all risks inherently associated with the use of this product. Crop injury, ineffectiveness or other unintended consequences may result because of such factors as manner of use or application, weather or crop conditions, presence of other materials or other influencing factors in the use of the product, which are beyond the control of BIOSAFE SYSTEMS LLC or Seller. To the extent consistent with applicable law, all such risks shall be assumed by Buyer and User, and Buyer and User agree to hold BIOSAFE SYSTEMS and Seller harmless for any claims relating to such factors.

BIOSAFE SYSTEMS warrants that this product conforms to the *chemical* description on the label and is reasonably fit for the purposes stated in the Directions for Use, subject to the inherent risks referred to above when used in accordance with directions under normal use conditions. To the extent consistent with applicable law, this warranty does not extend to the use of the product contrary to label instructions, or under abnormal conditions or under conditions not reasonably foreseeable to or beyond the control of Seller or BIOSAFE SYSTEMS, and Buyer and User assume the risk of any such use. **TO THE EXTENT CONSISTENT WITH APPLICABLE LAW, BIOSAFE SYSTEMS MAKES NO WARRANTIES OF MERCHANTABILITY OR OF FITNESS FOR A PARTICULAR PURPOSE, NOR ANY OTHER EXPRESSED OR IMPLIED WARRANTY EXCEPT AS STATED ABOVE.**


To the extent consistent with applicable law, in no event shall BIOSAFE SYSTEMS or Seller be liable for any incidental, consequential or special damages resulting from the use or handling of this product. **TO THE EXTENT CONSISTENT WITH APPLICABLE LAW, THE EXCLUSIVE REMEDY OF THE USER OR BUYER, AND THE EXCLUSIVE LIABILITY OF BIOSAFE SYSTEMS AND SELLER FOR ANY AND ALL CLAIMS, LOSSES, INJURIES OR DAMAGES (INCLUDING CLAIMS BASED ON BREACH OF WARRANTY, CONTRACT, NEGLIGENCE, TORT, STRICT LIABILITY OR OTHERWISE) RESULTING FROM THE USE OR HANDLING OF THIS PRODUCT, SHALL BE THE RETURN OF THE PURCHASE PRICE OF THE PRODUCT OR, AT THE ELECTION OF BIOSAFE SYSTEMS OR SELLER, THE REPLACEMENT OF THE PRODUCT.**

BIOSAFE SYSTEMS and Seller offer this product, and Buyer and User accept it, subject to the foregoing Conditions of Sale and Limitation of Warranty and Liability, which may not be modified except by written agreement signed by a duly authorized representative of BIOSAFE SYSTEMS.



OPTIONAL LABEL CLAIMS:

- Algaecide
- Fungicide
- Bactericide
- Oxidizer
- Granular
- Tablets
- Algaecide/Fungicide
- Broad Spectrum
- Broad Spectrum Algaecide/Fungicide
- For indoor or outdoor uses.
- Preventative treatment for turf.
- Treats/controls algae, liverwort(s), odor-causing bacteria and fungi, and the conditions that these organisms may cause.
- For the prevention and control of plant pathogens, algae, moss, liverwort(s), odor-causing bacteria, fungi and slime forming algae.
- A treatment for the prevention and suppression / control of turf diseases in lawns, golf course fairways, greens, and tees.
- Professional turf care.
- For use on artificial turf.
- Treats, controls, and prevents algae growth.
- Suppresses / controls the spread of plant pathogens, algae, fungi and slime forming algae on equipment and tools.
- Easy to use.
- Effective moss (and liverwort) control.
- Eliminate liverwort(s), moss and algae from container-grown plants and trees.
- Granular Algaecide



41145

Sublabel C: Swimming Pool, Whirlpool and Hot Tub Applications

GC Pro

For control and prevention of algae, slime and water molds in swimming pools hot tubs and whirlpools

Active Ingredient:

Sodium Carbonate Peroxyhydrate*85.00%

Other Ingredients: 15.00%

Total: 100.00%

*Contains 27.60% Hydrogen Dioxide by weight.

KEEP OUT OF REACH OF CHILDREN

DANGER – PELIGRO

Si usted no entiende la etiqueta, busque a alguien para que se la explique a usted en detalle. (If you do not understand this label, find someone to explain it to you in detail.)

FIRST AID	
If in eyes	<ul style="list-style-type: none"> • Hold eye open and rinse slowly and gently with water for 15 – 20 minutes. • Remove contact lenses, if present, after the first 5 minutes, then continue rinsing eye. • Call a poison control center or doctor for treatment advice.
If on skin or clothing	<ul style="list-style-type: none"> • Take off contaminated clothing. • Rinse skin immediately with plenty of water for 15 – 20 minutes. • Call a poison control center or doctor for treatment advice.
If swallowed	<ul style="list-style-type: none"> • Call poison control center or doctor immediately for treatment advice. • Have person sip a glass of water if able to swallow. • Do not induce vomiting unless told to do so by a poison control center or doctor. • Do not give anything by mouth to an unconscious person.
If inhaled	<ul style="list-style-type: none"> • Move person to fresh air. • If person is not breathing, call 911 or an ambulance, then give artificial respiration, preferably by mouth-to-mouth, if possible. • Call a poison control center or doctor for treatment advice.
HOTLINE NUMBER	
Have the product container or label with you when calling a poison control center or doctor, or going for treatment. You may also contact 1-800-222-1222 for emergency medical treatment information.	
NOTE TO PHYSICIAN	
Probable mucosal damage may contraindicate the use of gastric lavage.	

See (inside)(back)(side)(panel)(label) for first aid, additional precautionary statements and directions for use.

EPA Registration No. 70299-15

EPA Establishment No. 72797-AL-001, 067441-IL-001, 089546-NV-001

Manufactured by:

BioSafe Systems, LLC

22 Meadow Street, East Hartford, CT 06108

Tel.: (888) 273-3088

Batch Code _____

```

      C C C C C
    C C C C C
  C C C C C
C C C C C
C C C C C
  C C C C C
    C C C C C
      C C C C C

```

Net Contents: 2, 2.5, 3, 8, 20, 50 lbs.

PRECAUTIONARY STATEMENTS

HAZARDS TO HUMANS AND DOMESTIC ANIMALS

DANGER: Corrosive. Causes irreversible eye damage. Harmful if swallowed, inhaled or absorbed through skin. Do not get in eyes, on skin or on clothing. Wash thoroughly with soap and water after handling. Remove and wash contaminated clothing before reuse.

ENVIRONMENTAL HAZARDS

This pesticide is toxic to birds. Do not use near waterbody margins during amphibian breeding seasons. Do not contaminate water when disposing of equipment washwaters or rinseate.

PHYSICAL AND CHEMICAL HAZARDS

Strong oxidizing agent. **Corrosive.** Do not bring in contact with other pesticides, cleaners or oxidative agents.

DIRECTIONS FOR USE

It is a violation of Federal law to use this product in a manner inconsistent with its labeling.

Algaecide Treatment

Use GC Pro to treat and control the growth of algae, algae slime and water molds in swimming pools, hot tubs and whirlpools. Use as an initial treatment for immediate control of visible algae. Pools, hot tubs and whirlpools with heavy algae growth should be cleaned prior to using this product. Use weekly to maintain algae control. No pH adjustment is required.

Do not mix with liquid or dry chlorine.

Swimming Pools

POOLS	HEAVY ALGAE GROWTH	LOW ALGAE GROWTH / MAINTENANCE
GRANULAR/TABLETS:	2-8 cups of GC Pro per 15,000 gallons of water.	1-2 cups of GC Pro per 15,000 gallons of water.
	(2 Cups = 1 lb.)	(2 Cups = 1 lb.)

One pound of granules is equivalent to one pound of tablets.

Initial Treatment Directions

1. Apply early in the day under calm, sunny conditions, and when water temperatures are warm. Sunlight and higher temperatures both enhance GC Pro activity.
2. Turn off filtration equipment.
3. Broadcast 1-4 lbs (2-8 cups) of GC Pro evenly over the water surface for each 15,000 gallons of pool water. Use up to 1 lb per 1,000 gallons for severely fouled pools and heavy algae and slime infestations.
4. GC Pro will readily dissolve. In cold water it may take longer to dissolve.
5. Skim dead algae and organic matter from surface of pool. This will help prevent filter and pump clogging and will remove additional nutrients that may stimulate algae re-growth.
6. Turn filter on after 30 minutes, run filter for 24-48 hours until remaining dead algae is removed.

- 7. Thoroughly brush sides of pool.
- 8. Clean filter and vacuum if needed.
- 9. Repeat dosage for persistent algae.
- 10. If adding chlorine or bromine wait at least eight hours before application.

Maintenance Application Instructions

Broadcast 1- 2 cups (per 15,000 gallons) evenly over water surface as a weekly maintenance dose to prevent algae growth. Apply maintenance dose after heavy rainfall or heavy pool use to prevent algae blooms. Use a bi-weekly application of GC Pro during periods of heavy algae growth. Skim off dead algae and organic debris that rises to the surface.

Spot Treatments

Apply 1-2 cups of GC Pro directly over algae blooms. Skim off dead algae and organic debris. Vacuum if needed.

Winterization

Treat for heavy algae growth with GC Pro at a rate of 1-4 lbs (2-8 cups) prior to closing the pool for winter. If pool is not covered, it may be necessary to repeat the treatment one or two more times during the off season.

Hot Tubs, Whirlpools

HOT TUBS, WHIRLPOOLS	HEAVY ALGAE GROWTH	LOW ALGAE GROWTH / MAINTENANCE
GRANULAR/TABLETS:	2-10 tablespoons of GC Pro per 1000 gallons of water.	1-3 teaspoons of GC Pro per 1000 gallons of water.
	(16 Tbs. = 1 Cup) (2 Cups = 1 lb.)	(3 tsp. = 1 Tbs.)

Algaecide Treatment Instructions

Hot tubs and whirlpools having visible algae growth require an application of 2-10 tablespoons of GC Pro per 1000 gallons of water. For treatment of freshly cleaned hot tub or whirlpool, apply 1-3 teaspoons per 1000 gallons of water. Reapply 5-7 days after initial treatment for maintenance.

STORAGE AND DISPOSAL

Do not contaminate water, food, or feed by storage or disposal.

PESTICIDE STORAGE

Store in original containers in a cool, well-vented area, away from direct sunlight. Do not allow product to become overheated in storage. This may cause increased degradation of the product, which will decrease product effectiveness. In case of spill, flood area with large quantities of water. Do not store in a manner where cross-contamination with other pesticides or fertilizers could occur.

PESTICIDE DISPOSAL AND CONTAINER HANDLING

If empty – Non-refillable container. Do not reuse or refill this container. Place in trash or offer for recycling if available.

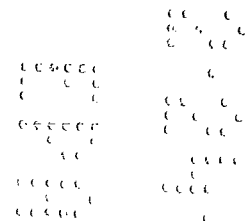
If partly filled – Call your local solid waste agency for disposal instructions. Never place unused product down any indoor or outdoor drain.

WARRANTY

This material conforms to the description on the label and is reasonably fit for the purposes referred to in the directions for use. To the fullest extent consistent with applicable law, the seller shall not be liable for timing, unfavorable temperatures, water conditions, presence of other materials, method of application, weather, watering practices, nature of soil, disease, problem, incompatibility with other chemicals, pre-existing conditions and other conditions influencing the use of this product. To the fullest extent consistent with applicable law, buyer assumes all risks associated with the use, storage, or handling of this material not in strict accordance with directions given herewith. NO OTHER EXPRESS OR IMPLIED WARRANTY OF FITNESS OR MERCHANTABILITY IS MADE.

Optional Label Claims:

- Algaecide
- Bactericide
- Fungicide
- For indoor or outdoor uses
- Non-staining
- Broad spectrum algaecide
- Chlorine free
- Copper free
- Buffers pH
- Improve water clarity
- No pH adjustments
- Immediate algae control
- No toxic fumes
- No odors
- Controls odors
- Works on contact
- Does not leave toxic residuals in water
- Biodegradable
- Adds beneficial oxygen
- For pools and spas
- Easy to use
- Raises leaves and organic matter from bottom for removal
- Eliminates contaminants while treating algae
- Shock treatment
- Controls algae
- Quickly controls algae when first opening pools
- Use to prevent algae blooms during winterization
- Controls and prevents algae, slime and water molds
- Algaestat
- Does not contain heavy metals
- Reduces maintenance time
- Works within minutes
- No Bioaccumulation



- Swim within minutes
- Results within minutes
- Sustainable Formula
- Made in America
- Look for other green products from BioSafe Systems
- Safe enough to swim directly after use
- Can be used around people and pets
- Ideal for pool openings and closings
- Fast-acting algaecide
- Kills all types of algae, including green and mustard algae
- Use as a preventative all season long
- Controls algae growth
- Clarifies pool water
- Helps maintain proper PH level
- Attacks stubborn algae
- Won't leave water cloudy
- Does not clog filters
- Non-foaming
- Highly concentrated copper alternative
- Does not contain heavy metals
- Fast-acting algaecide
- Slow dissolving tablets
- Granular Algaecide
- Available in granular and tablets
- Organic algae and shock treatment
- Granular
- Tablets

