

70299-6

05/16/2011

1/38



UNITED STATES ENVIRONMENTAL PROTECTION AGENCY
WASHINGTON, D.C. 20460

OFFICE OF CHEMICAL SAFETY
AND POLLUTION PREVENTION

Donna Bishel
Technical Director,
BioSafe Systems, L.L.C
22 Meadow Street
East Hartford, CT 06108

MAY 16 2011

Subject: Notification to Batch Code, Net Contents, and Other Minor Text
Changes
Product Name: GreenClean Pro Granular Algaecide/Fungicide
EPA Reg. No: 70299-6
Your Submission Dated March 28, 2011

Dear Ms. Bishel,

The Biopesticides and Pollution Prevention Division is in receipt of your application for Notification under Pesticide Registration Notice (PRN) 98-10, as referenced above. A screen of this request has been conducted for applicability under PRN 98-10, and it has been determined that the action request falls within the scope of this document. Our records have been duly noted, and product label submitted with this application has been stamped "Notification Accepted" and will be placed in our records as current and updated. Should you have any questions regarding this action, you may contact Gina Casciano at (703) 605-0513 or via email at casciano.gina@epa.gov.

Sincerely,

Linda Hollis

Linda A. Hollis, Chief
Biochemical Pesticides Branch
Biopesticides and Pollution
Prevention Division (7511P)



United States
Environmental Protection Agency
 Washington, DC 20460

| | |
|-------------------------------------|--------------|
| <input type="checkbox"/> | Registration |
| <input type="checkbox"/> | Amendment |
| <input checked="" type="checkbox"/> | Other |

OPP Identifier Number

Application for Pesticide - Section I

| | | |
|---|--|--|
| 1. Company/Product Number 70299-6 | 2. EPA Product Manager Linda Hollis | 3. Proposed Classification <input checked="" type="checkbox"/> None <input type="checkbox"/> Restricted |
| 4. Company/Product (Name) GreenClean PRO Granular Algaecide/Fungicide | PM# 91/Biochemical Pesticides Br/BPPD | |
| 5. Name and Address of Applicant (Include ZIP Code) BioSafe Systems, LLC 22 Meadow Street East Hartford, CT 06108 <input type="checkbox"/> Check if this is a new address | 6. Expedited Review. In accordance with FIFRA Section 3(c)(3) (b)(i), my product is similar or identical in composition and labeling to: Notification Accepted EPA Reg. No. _____ Date: <u>MAY 16 2011</u> Product Name _____ Reviewer: <u>G. Casciano</u> | |

Section - II

| | |
|--|--|
| <input type="checkbox"/> Amendment - Explain below. | <input type="checkbox"/> Final printed labels in response to Agency letter dated _____ |
| <input type="checkbox"/> Resubmission in response to Agency letter dated _____ | <input type="checkbox"/> "Me Too" Application. |
| <input checked="" type="checkbox"/> Notification - Explain below. | <input type="checkbox"/> Other - Explain below. |

Explanation: Use additional page(s) if necessary. (For section I and Section II.)

Notification of label change per PR Notice 2007-4. This notification is consistent with the guidance in PR Notice 2007-4 and the requirements of EPA's regulations at 40 CFR §§ 156.10, 156.140, 156.144, 156.146, and 156.156. No other changes have been made to the labeling or the Confidential Statement of Formula for this product. I understand that it is a violation of 18 U.S.C. Sec. 1001 to willfully make any false statement to EPA. I further understand that if the amended label is not consistent with the requirements of 40 CFR §§ 156.10, 156.140, 156.144, 156.146, and 156.156, this product may be in violation of FIFRA and I may be subject to enforcement action and penalties under sections 12 and 14 of FIFRA.

Section - III

| | | | | | |
|---|--|---|-------------------|---|---|
| 1. Material This Product Will Be Packaged In: | | | | 2. Type of Container | |
| Child-Resistant Packaging <input type="checkbox"/> Yes <input checked="" type="checkbox"/> No | Unit Packaging <input type="checkbox"/> Yes <input checked="" type="checkbox"/> No | Water Soluble Packaging <input type="checkbox"/> Yes <input checked="" type="checkbox"/> No | | <input type="checkbox"/> Metal | <input checked="" type="checkbox"/> Plastic |
| | | | | <input type="checkbox"/> Glass | <input type="checkbox"/> Paper |
| * Certification must be submitted | | If "Yes" Unit Packaging wgt. | No. per container | Other (Specify) _____ | |
| 3. Location of Net Contents Information <input checked="" type="checkbox"/> Label <input type="checkbox"/> Container | | 4. Size(s) Retail Container 20, 50 lb. | | 5. Location of Label Directions <input checked="" type="checkbox"/> on container label | |
| 6. Manner in Which Label is Affixed to Product <input checked="" type="checkbox"/> Lithograph Paper glued Stenciled | | | | <input type="checkbox"/> Other _____ | |

Section - IV

| | | |
|--|--------------------------------|--|
| 1. Contact Point (Complete items directly below for identification of individual to be contacted, if necessary, to process this application.) | | |
| Name Donna Bishel / dbishel@biosafesystems.com | Title Technical Director | Telephone No. (include Area Code) (46) 878-7700 |
| Certification I certify that the statements I have made on this form and all attachments thereto are true, accurate and complete. I acknowledge that any knowingly false or misleading statement may be punishable by fine or imprisonment or both under applicable law. | | 6. Date Application Received (Stamped) |
| 2. Signature | 3. Title Technical Director | |
| 4. Typed Name Donna Bishel / dbishel@biosafesystems.com | 5. Date March 28, 2011 | |



22 Meadow Street
East Hartford, CT 06108
Phone: 860.290.8890
Fax: 860.290.8802
E-mail: info@biosafesystems.com
Web: biosafesystems.com

March 28, 2011

Linda Hollis
Chief, Biochemical Pesticides Branch
Biopesticides and Pollution Prevention Division (7511P)
Office of Chemical Safety and Pollution Prevention
US Environmental Protection Agency
One Potomac Yard
2777 South Crystal Drive
Arlington, VA 22202

**RE: GreenClean Pro Granular Algaecide/Fungicide
EPA Registration No. 70299-6**

Notification to add clarifying text

Dear Ms. Hollis:

Enclosed with this letter you will find the following in support of a notification to add clarifying text and correct typographical error:

- 1) Notification form;
- 2) One (1) copy of the revised label with all changes highlighted in redline.
- 3) Three (3) clean copies of the label.

Changes included in this notification are:

Page 1 of the Master Label – Add 'LLC'.


Page 2 of the Master Label – Add 'LLC'.

Page 2 of the Master Label – Add net contents weight of containers.

Page 2 of the Master Label – Add Batch Code.

Page 2 of the Master Label – Add the following statement: 'See (back) (side) (inside) panel for additional precautionary statements and directions for use'.

Page 28 of the Master Label – Add 'LLC'.



Page 28 of the Master Label – Add container weight to net contents statement.

Page 28 of the Master Label – Add Batch Code.

Page 28 of the Master Label – Add the following statement: 'See (back) (side) (inside) panel for additional precautionary statements and directions for use'.

Page 30-31 of the Master Label – Change the abbreviation 'sf' to 'sq. ft'.


All of these changes are:

- a. Consistent with PR Notice 98-10 and 40 CFR Part 156; and
- b. Involve no change in the ingredients statement, signal word, use classification, precautionary statements, First Aid, physical/ chemical/ biological properties, storage and disposal, or directions for use advisory and mandatory language.

Please contact me directly if you have any questions or comments.

Sincerely,

Donna Bishel
 Technical Director for BioSafe Systems
 Direct dial (410) 878-7700; email dbishel@biosafesystems.com



GreenClean® Pro

Granular Algaecide/Fungicide

(Alternate Brand Names: GreenClean® Pro Granular Algaecide, GreenClean® Pro Granular, TerraCyte Pro, TerraCyte Pro Broad Spectrum Algaecide/Fungicide, OxyBact, GreenClean Pro Dumpster Treatment)

MASTER LABEL

Sublabel A: Aquatic and Agricultural/Horticultural Uses
Sublabel B: Turf Applications

- For indoor or outdoor uses.

Active Ingredient:

Sodium Carbonate Peroxyhydrate* 85.00%

Other Ingredients: 15.00%

Total: 100.00%

*Contains 27.60% Hydrogen Dioxide by weight.

EPA Registration No. 70299-6

EPA Establishment No. 68660-TX-001; 0727-AL-007; 067441-IL-001; 084663 -AL -001


Manufactured by:

BioSafe Systems, LLC
22 Meadow Street
East Hartford, CT 06108
Tel.: (888) 273-3088

Notification Accepted

Date: MAY 16 2011

Reviewer: G. Casciano



Sublabel A: Aquatic and Agricultural/Horticultural Uses

GreenClean® Pro

Granular Algaecide/Fungicide

* For indoor or outdoor uses.

Active Ingredient:

Sodium Carbonate Peroxyhydrate* 85.00%

Other Ingredients: 15.00%

Total: 100.00%

*Contains 27.60% Hydrogen Dioxide by weight.

KEEP OUT OF REACH OF CHILDREN
DANGER – PELIGRO

Si usted no entiende la etiqueta, busque a alguien para que se la explique a usted en detalle. (If you do not understand this label, find someone to explain it to you in detail.)

| FIRST AID | |
|---|--|
| If in eyes | <ul style="list-style-type: none"> • Hold eye open and rinse slowly and gently with water for 15 – 20 minutes. • Remove contact lenses, if present, after the first 5 minutes, then continue rinsing eye. • Call a poison control center or doctor for treatment advice. |
| If on skin or clothing | <ul style="list-style-type: none"> • Take off contaminated clothing. • Rinse skin immediately with plenty of water for 15 – 20 minutes. • Call a poison control center or doctor for treatment advice. |
| If swallowed | <ul style="list-style-type: none"> • Call poison control center or doctor immediately for treatment advice. • Have person sip a glass of water if able to swallow. • Do not induce vomiting unless told to do so by a poison control center or doctor. • Do not give anything by mouth to an unconscious person. |
| If inhaled | <ul style="list-style-type: none"> • Move person to fresh air. • If person is not breathing, call 911 or an ambulance, then give artificial respiration, preferably by mouth-to-mouth, if possible. • Call a poison control center or doctor for treatment advice. |
| HOTLINE NUMBER | |
| Have the product container or label with you when calling a poison control center or doctor, or going for treatment. You may also contact 1-800-222-1222 for emergency medical treatment information. | |
| NOTE TO PHYSICIAN | |
| Probable mucosal damage may contraindicate the use of gastric lavage. | |

See (back) (side) (inside) panel for additional precautionary statements and directions for use.

EPA Registration No. 70299-6

Batch Code _____

EPA Establishment No. 68660-TX-001; 0727-AL-007; 067441-IL-001; 084663 -AL -001

Manufactured by:

BioSafe Systems, LLC
22 Meadow Street, East Hartford, CT 06108
Tel.: (888) 273-3088

Net Contents: (20, 50 lbs.)

PRECAUTIONARY STATEMENTS

HAZARDS TO HUMAN AND DOMESTIC ANIMALS – DANGER: Corrosive. Causes irreversible eye damage. Harmful if swallowed, inhaled or absorbed through skin. Do not get in eyes, on skin or on clothing. Wash thoroughly with soap and water after handling. Remove and wash contaminated clothing before reuse.

PERSONAL PROTECTIVE EQUIPMENT (PPE): Applicators and handlers must wear:

- Coveralls over long-sleeved shirt and long pants
- Protective eyewear (goggles or face shield)
- Chemical resistant gloves and
- Chemical resistant footwear plus socks.

Follow manufacturer's instructions for cleaning/maintaining PPE. If no such instructions exist for washables, use detergent and hot water. Keep and wash PPE separately from other laundry.

USER SAFETY RECOMMENDATIONS: Users should:

- Wash hands thoroughly with soap and water before eating, drinking, chewing gum, using tobacco or using the toilet,
- Users should remove clothing immediately if pesticide gets inside. Then wash thoroughly and put on clean clothing.
- Remove PPE immediately after handling this product. Wash the outside of gloves before removing. As soon as possible, wash thoroughly and change into clean clothing.

ENVIRONMENTAL HAZARDS: This pesticide is toxic to birds. Do not contaminate water when disposing of equipment washwaters or rinsate. This product is highly toxic to bees and other beneficial insects exposed to direct contact on blooming crops or weeds. Do not apply this product or allow it to drift to blooming crops or weeds while bees are actively visiting the treatment area. Do not apply this product or allow it to drift to crops where beneficials are part of an integrated pest management strategy.

PHYSICAL AND CHEMICAL HAZARDS: Strong oxidizing agent. **Corrosive.** Wet product decomposes exothermically and may cause combustion of organic materials. Pressure burst may occur due to decomposition in confined spaces or containers. Do not bring in contact with other pesticides, cleaners or oxidative agents.

DIRECTIONS FOR USE

It is a violation of Federal law to use this product in a manner inconsistent with its labeling. For any requirements specific to your State or Tribe, consult the state or tribal agency responsible for pesticide regulation. Do not apply this product in a way that will contact workers or other persons, either directly or through drift. Only protected handlers may be in the area during application.

Avoid use near shallow waterbody margins during amphibian breeding seasons.

Agricultural Use Requirements

Use this product only in accordance with its labeling and with the Worker Protection Standard, 40 CFR Part 170. This standard contains requirements for the protection of agricultural workers on farms, forests, nurseries and greenhouses, and handlers of agricultural pesticides. It contains requirements for training, decontamination, notification, and emergency assistance. It also contains specific instructions and exceptions pertaining to the statements on this label about personal protective equipment (PPE), notification to workers, and restricted entry intervals (REI). The

requirements in this box apply to uses of this product that are covered by the Worker Protection Standard.

For enclosed environments:

There is a restricted entry of one (1) hour for this product when applied via spraying or foaming on hard surfaces in enclosed environments. PPE requirement for early entry to treated areas that is permitted under the Worker Protection Standard and that involves contact with anything that has been treated, such as plants, soil or water, is coveralls, waterproof gloves and shoes plus socks.

There is a restricted entry of zero (0) hours for spreading, broadcasting, spot treatment, injection or other non-spraying or non-foaming application methods when used in enclosed environments.

For water treatment and applications in non-enclosed environments:

Keep unprotected persons out of treated areas until sprays have dried or dusts have settled.

Non-Agricultural Use Requirements

The requirements in this box apply to uses of this product that are **not** within the scope of the Worker Protection Standard for agricultural pesticides (40 CFR Part 170). The WPS applies when this product is used to produce agricultural plants on farms, forests, nurseries or greenhouses.

Keep unprotected persons out of treated areas until sprays have dried or dusts have settled.

Apply GreenClean Pro Granular Algaecide/Fungicide to any listed water or surface sites.

This product kills/controls odor-causing bacteria, slime-forming bacteria, fungi (mold and mildew), and algae. This product does not protect users or others against food-borne bacteria, disease causing bacteria or fungal infections.

* Application sites include:

Farms, Crop Production Facilities, Ranches, Equipment Barns, Packinghouses, Food Processing Plants, Post Harvest Facilities, Sod Farms, Rice Paddies and Fields, Aquaculture Production Facilities, Fisheries, Hatcheries, Greenhouses, Nurseries, Golf Courses, Amusement Parks, Water Parks, Aquariums, Zoos, Botanical Gardens, Parks, Recreational Areas, Raceways, Sports Facilities, Business Parks, Indoor/Interiors, Malls, Hotels, Kennels, Animal Production Facilities, Feedlots, Cattle Facilities, Dairy Barns, Poultry Premises, Equine Facilities, Pet Animal Quarters, Livestock Barns, Livestock Stalls and Holding Pens, Cemeteries, Carwashes, Marinas, Boats, Docks, Garden Centers, Water Gardens, Landscapes, Municipalities, Reservoirs, Waterways, Storm Waters, Drainage Systems, Impounded Waters, and Wastewater.

* Application surfaces include:

WATER SURFACES

Ponds, Lakes, Lagoons, Fish Ponds, Stock Tanks, Stock Watering Ponds, Watering Troughs, Livestock Watering Systems, Post Harvest Waters, Process Water Systems, Golf Course Ponds, Industrial/Commercial Ponds, Impounded Waters, Standing Water, Bilge Water, Reservoir Water, Waterways, Conveyance Ditches, Canals, Laterals, Drainage Systems, Irrigation Systems, Irrigation Ponds, Catch Basins, Flooded Areas, Sewage Systems, Sewage Lagoons, Drain Fields, Fire Ponds, Watering Tanks, Watering Systems, Storage Tanks, Water Collectors and Domestic/Commercial Waters

NON-PAINTED SURFACES (*Hard surface treatment not for use in California*)

Floors, Walkways, Storage Areas, Patios, Decks, Railings, Roofs, Farm Equipment, Post Harvest Equipment, Tools, Harvesting Equipment, Turf Equipment, Metal Structures, Greenhouse/Nursery Walkways, Floors, Walls, Greenhouse Benches, Fan Blades, Vats, Tanks, Coolers, Storage Rooms, Bins, Dumpsters, Trash Cans, Elevators, Storage Areas, Spray Equipment, Conveyors, Irrigation Systems, Process Equipment, Asphalt Shingles, Siding, Fiberglass, Boats, Piers, Docks, Stairs, Ramps, Ground Cover Mats, Weed Control Mats, Animal Bedding and Litter, Concrete, Brick, Tile, Slate, Granite, Statues/Monuments, Outdoor Furniture, Tennis Courts (non-grass), Nursery Yards, Shorelines, Gravel, Dirt Floors, Under Benches, and Other Non-Painted Surfaces

AGRICULTURAL AND HORTICULTURAL USE SITES

Agricultural Commodities and Crops, Field Grown Crops, Tree Crops, Crops Grown in Commercial Greenhouses and Plastic Houses

WATER TREATMENT

Use GreenClean Pro Granular Algaecide/Fungicide to treat, control, and prevent a broad spectrum of (*filamentous and planktonic blue-green*) algae, bacteria, and fungus. Effects of treatment are immediately apparent (bubbling, bleaching/dicoloration of algae or fungus, floating of dead organic matter). Waters treated with GreenClean Pro Granular Algaecide/Fungicide are permissible to be used without interruption.

FOR STOCK TANKS AND LIVESTOCK WATER: (This application is not approved for use in California)

Use GreenClean Pro Granular Algaecide/Fungicide to suppress / control bacteria, algae, and fungi in stock tanks, stock watering ponds, tanks and troughs, and livestock water. Apply 2 to 10 tablespoons per thousand gallons of water. Product can be simply added to the body of water, for even distribution throughout the water column. Apply GreenClean Pro Granular Algaecide/Fungicide as needed to control and prevent algae growth; make applications more frequently in times of higher water temperatures.

FOR AGRICULTURAL SPRAY IRRIGATION WATER, IRRIGATION PONDS, DRAINAGE WATER AND DITCHES: (This application is not approved for use in California)

Use GreenClean Pro Granular Algaecide/Fungicide to suppress / control bacteria, algae, and fungi in agricultural irrigation waters, irrigation ponds and drainage water and ditches. Apply 2 to 10 tablespoons per thousand gallons of water. Product can be simply added to the body of water, for even distribution throughout the water column.

FOR SEWAGE WATER TREATMENT: (This application is not approved for use in California)

Use GreenClean Pro Granular Algaecide/Fungicide for the control of bacteria and the malodors caused by hydrogen sulfide gas. Apply 50-250 lbs. of GreenClean Pro Granular Algaecide/Fungicide per million gallons of water. For lagoons, wait 24 hours before adding beneficial bacteria.

FOR ALGAE CONTROL IN RICE/ WILD RICE FIELDS AND PADDIES:

After the field has been flooded to a depth of 4-6 inches, apply 10-25 lbs. of GreenClean Pro Granular Algaecide/Fungicide per acre as a broadcast or aerial spread by plane or other professional device at the first signs of algae. Applications are most effective when made before algae rises to the water surface. Reapply as needed in accordance with General Treatment Notes.

DETERMINING WATER VOLUME

Measure length (L), width (W), and average depth (D) in feet (ft) or meters (m) and calculate volume using one of the following formulas:

Square/Rectangular:

$L(ft) \times W(ft) \times D(ft) \times 7.5 = \text{Gallons}$
 $L(m) \times W(m) \times D(m) \times 1000 = \text{Liters}$

Circular/Elliptical:

$L(ft) \times W(ft) \times D(ft) \times 5.9 = \text{Gallons}$
 $L(m) \times W(m) \times D(m) \times 786 = \text{Liters}$

1 acre-foot of water =

- water measuring 208.7 ft long x 208.7 ft wide x 1 ft deep
- 43,560 cubic feet
- 325,851 gallons
- 2,780,000 pounds

$$\frac{\text{Avg. Length (ft)} \times \text{Avg. Width (ft)} \times \text{Avg. Depth (ft)}}{43,560} = \text{acre-feet of water}$$

$$\frac{\text{Avg. Length (ft)} \times \text{Avg. Width (ft)}}{43,560} = \text{acres}$$

APPLICATION RATES

Full Water Volume Rates:

| | HEAVY ALGAE GROWTH | LOW ALGAE GROWTH / MAINTENANCE |
|--|---|---|
| GRANULAR: Lg. Volume | 50-250 pounds of GreenClean Pro Granular Algaecide/Fungicide per million gallons of water. - or - 20-90 pounds of GreenClean Pro Granular Algaecide/Fungicide per acre-foot of water. | 5-25 pounds of GreenClean Pro Granular Algaecide/Fungicide per million gallons of water. - or - 2-9 pounds of GreenClean Pro Granular Algaecide/Fungicide per acre-foot of water. |
| For example: Lakes, ponds, lagoons | | |
| GRANULAR: Sm. Volume | 2-10 tablespoons of GreenClean Pro Granular Algaecide/Fungicide per 1000 gallons of water. (16 Tbs. = 1 Cup) (2 Cups = 1 lb.) | 1-3 teaspoons of GreenClean Pro Granular Algaecide/Fungicide per 1000 gallons of water. (3 tsp. = 1 Tbs.) |
| For example: Indoor or outdoor water gardens, fountains, ornamental waterfalls | | |

Surface Water Volume Only Rates:

Use a "surface only" treatment for suspended algae and free-floating algae mats.

| | HEAVY ALGAE GROWTH | LOW ALGAE GROWTH / MAINTENANCE |
|-----------|---|--|
| GRANULAR: | 20-90 pounds of GreenClean Pro Granular Algaecide/Fungicide per acre-foot of water. | 2-9 pounds of GreenClean Pro Granular Algaecide/Fungicide per acre-foot of water. |
| LIQUID: | <u>Solution Preparation:</u> | |
| | Due to solubility limitations, use at least 1 gallon of water to fully dissolve each 0.5 pounds of GreenClean Pro Granular Algaecide/Fungicide. | |
| | Dissolution of GreenClean Pro Granular Algaecide/Fungicide in cold water takes approximately 5 minutes. | |

| | | |
|---|-------------------------|--|
| | <u>Treatment Rates:</u> | |
| Use the same rates as the granular application given above. | | |

GENERAL TREATMENT NOTES

- Control is most easily achieved when algae are not yet well established. Treat when growth first begins to appear. This is especially important in the prevention of clogged irrigation systems, pumps, filters etc.
- Apply early in the day under calm, sunny conditions, and when water temperatures are warm. Sunlight and higher temperatures both enhance GreenClean Pro Granular Algaecide/Fungicide activity.
- Apply in a manner that will insure even distribution of GreenClean Pro Granular Algaecide/Fungicide within the treatment area.
- Break up any heavy floating algae mats before or during application.
- Skim any dead algae and organic matter that rises to the water's surface after treatment. Allowing dead organics to sink and decay will provide a food source and additional nutrients that stimulate algae re-growth and further blooms.
- Use GreenClean Pro Granular Algaecide/Fungicide as an integral part of your water management system. If using in conjunction with other water additives (such as bacteria or enzymes), always apply GreenClean Pro Granular Algaecide/Fungicide first and wait several hours before adding any other products.
- Re-treat areas if re-growth begins to appear. Allow 48 hours between consecutive treatments.
- Maintain an algae free pond with GreenClean Pro Granular Algaecide/Fungicide maintenance rates at a frequency appropriate for your environmental conditions.
- In regions where water freezes in the winter, treatment with GreenClean Pro Granular Algaecide/Fungicide (including skimming) 6-8 weeks before expected freeze will help prevent masses of decaying algae under the ice cover.
- After application, do not allow undiluted granules to remain in an area where humans or animals are exposed.
- Non-target plants will suffer contact burn if undiluted granules are accidentally spilled on them. Do not apply in such a way that the concentrated product comes in contact with grass, ornamentals and other foliage.
- Do not tank mix or apply in conjunction with aquatic herbicides or algaecides containing copper or bromides. Always apply GreenClean Pro Granular Algaecide/Fungicide at least one day prior to the application of these products.
- Mix GreenClean Pro Granular Algaecide/Fungicide only with water, and at the recommended rates. Do not mix GreenClean Pro with any other substances.
- 100 pounds of GreenClean Pro Granular Algaecide/Fungicide per million gallons of water = 4ppm of sodium.
- Wait 24 hours before treating lagoons with beneficial bacteria.

EFFECTIVENESS FACTORS

- Effects of GreenClean Pro Granular Algaecide/Fungicide treatment are immediately apparent (bubbling, bleaching/discoloration of algae, floating dead organic matter).
- GreenClean Pro Granular Algaecide/Fungicide treatments are successful when contact of the pesticide is made with the algae.
- Liquid applications will not sink through the water column as readily as a granular application.
- When treating surface mats and blooms, it is possible that GreenClean Pro Granular Algaecide/Fungicide will not penetrate the water column below the infested area, and a second application is then required for treating any bottom growing algae.

- Apply more frequently during the summer months when water consumption and temperatures are high.

APPLICATION METHODS

In bodies of water where an aerator is available, and when treating the entire water volume, dose GreenClean Pro Granular Algaecide/Fungicide at the edges, or in the turbulence created while the aerator runs to facilitate rapid and adequate mixing.

SPREADING / BROADCASTING:

Broadcast GreenClean Pro Granular Algaecide/Fungicide with a mechanical spreader or by hand, directly on the water surface, from shore or from a properly equipped boat.

SPOT TREATMENT:

Apply GreenClean Pro Granular Algaecide/Fungicide directly over the infested area. Re-treatment is required when heavy growth occurs.

LIQUID:

Make a solution with GreenClean Pro Granular Algaecide/Fungicide (refer to liquid application rates). Spray this solution on the water surface from shore or a properly equipped boat. When using this method, the wind direction is important as well as the operation of the boat. If using a slurry, agitate constantly.

INJECTION:

Make a solution with GreenClean Pro Granular Algaecide/Fungicide (refer to liquid application rates). Inject this solution into the water via a piping system.

SUBSURFACE:

Place GreenClean Pro Granular Algaecide/Fungicide in burlap bags and drag through the water by means of a boat. Use granular application rates. Begin treatment along the shoreline, and proceed outward. The path of the boat shall insure an even distribution. Continue dragging until all GreenClean Pro Granular Algaecide/Fungicide is dissolved.

AERIAL:

Apply in granular form, directly to water surface using conventional aerial application equipment. Avoiding spray drift at the application site is the responsibility of the applicator. The interactions of many equipment and weather-related factors determine the potential for spray drift. The applicator and the grower are responsible for considering all these factors when making decisions.

SURFACE TREATMENT *(This application is not approved for use in California)*

Use GreenClean Pro Granular Algaecide/Fungicide on all listed non-painted surfaces, to prevent and control algae, slime-forming and odor-causing bacteria, bacterial and fungal plant pathogens, moss, fungus, liverwort, molds, and slime molds, and the odors and conditions that these organisms cause (such as the breeding grounds for pests such as shore flies and fungus gnats).

Use on surfaces, equipment, and structures such as: greenhouse/nursery walkways, ground cloth, weed mats, floors, walls, on and under greenhouse benches, fan blades, watering systems, vats, tanks, coolers, storage rooms, bins, elevators, storage areas, spray equipment, conveyors, irrigation systems, process equipment, process water systems, trucks, structures and related equipment. Use in areas that promote slippery conditions and slip hazards caused by algae and slime molds.

FOR SURFACES, EQUIPMENT AND STRUCTURES:

Use GreenClean Pro Granular Algaecide/Fungicide at a rate of 0.5 lb. to 2 lbs. per 1000 square feet of area to be treated. Apply as a granular, liquid or foam, following Application Instructions below.

POTS, FLATS, TRAYS AND CUTTING TOOLS: Use GreenClean Pro Granular Algaecide/Fungicide to suppress / control the spread of plant pathogens, slime-forming bacteria, fungi and algae. Use ¼ lb. of GreenClean Pro Granular Algaecide/Fungicide per gallon of clean water. Spray equipment thoroughly or soak tools to ensure complete coverage.

BENCHES AND WORK AREAS: Sweep and remove all plant debris. Use a power sprayer to wash all surfaces to remove loose dirt. Use ¼ lb. of GreenClean Pro Granular Algaecide/Fungicide per gallon of clean water. Apply as a spray or foam ensuring complete coverage. Scrub to remove heavy growths of algae and fungi.

DUMPSTER AND TRASH CAN TREATMENT: Use GreenClean Pro Granular Algaecide/Fungicide to suppress/control odor-causing bacteria in dumpsters and trash cans. Sprinkle 1/8-1/4 lb. of GreenClean Pro Granular Algaecide/Fungicide per 125 sq. ft. of surface area into the bottom of empty dumpster. Make granular applications over a damp surface or moisten with water immediately following application.

APPLICATION RATES

Ground/Surface Rates:

| | HEAVY GROWTH | LOW ALGAE GROWTH / MAINTENANCE |
|------------------|--|--|
| GRANULAR: | 1-2 pounds of GreenClean Pro Granular Algaecide/Fungicide per 1000 square feet of area. | 0.5-1 pounds of GreenClean Pro Granular Algaecide/Fungicide per 1000 square feet of area. |
| | (1 lb. = 2 cups) | (1 lb. = 2 cups) |
| | Make granular applications over a wet surface or activate with water immediately following application. | |
| | | |
| LIQUID: | <u>Solution Preparation:</u> | |
| | Due to solubility limitations, it is necessary to use at least 1 gallon of water to fully dissolve each 0.5 pounds of GreenClean Pro Granular Algaecide/Fungicide. | |
| | Dissolution of GreenClean Pro Granular Algaecide/Fungicide in cold water takes approximately 5 minutes. | |
| | <u>Treatment Rates:</u> | |
| | Use the same rates as the granular application given above. | |
| | | |
| FOAM: | <u>Solution Preparation:</u> | |
| | Follow the Liquid solution preparation instructions above. | |
| | Add 2.0 - 5.0 fluid ounces of an alkaline-based foam, such as BioSafe Systems "Alk-A-Foam", per gallon of finished solution. | |
| | <u>Treatment Rates:</u> | |
| | Use the same rates as the granular/liquid application given above. | |

Animal Bedding and Litter Rates for Livestock Barns, Stalls and Holding Pens:

| | |
|---------|---|
| LIQUID: | <p><u>Solution Preparation:</u> Due to solubility limitations, it is necessary to use at least 1 gallon of water to fully dissolve each 0.5 pounds of GreenClean Pro Granular Algaecide/Fungicide.</p> |
| | <p>Dissolution of GreenClean Pro Granular Algaecide/Fungicide in cold water takes approximately 5 minutes.</p> |
| | <p><u>Treatment Rates:</u> Mix ½ lb of GreenClean Pro Granular Algaecide/Fungicide in one gallon of clean water. Spray mixed solution over bedding and/or litter to be treated. Repeat as necessary or every other day.</p> |

GENERAL TREATMENT NOTES

- Control is most easily achieved when growth is not yet well established. Treat when growth first begins to appear.
- Apply in a manner that will insure even distribution of GreenClean Pro Granular Algaecide/Fungicide within the treatment area.
- GreenClean Pro Granular Algaecide/Fungicide is water activated. Watering before application is preferred over misting after application because it prevents over watering leading to a reduced effectiveness.
- Use GreenClean Pro Granular Algaecide/Fungicide in conjunction with the family of BioSafe Systems products as part of a comprehensive cleanliness/treatment program.
- When applying GreenClean Pro Granular Algaecide/Fungicide to soil, gravel or other similar media, incorporate the application of GreenClean Pro Granular Algaecide/Fungicide into the first inch of substrate for optimum effectiveness.
- To maintain clean surfaces, apply GreenClean Pro Granular Algaecide/Fungicide at maintenance rates every 5-7 days or as needed to control new or established conditions.
- After application, do not allow undiluted granules to remain in an area where humans or animals are exposed.
- Non-target plants will suffer contact burn if undiluted granules are accidentally spilled on them. Do not apply in such a way that the concentrated product comes in contact with grass, ornamentals and other foliage.
- Do not tank mix or apply in conjunction with aquatic herbicides or algaecides containing copper or bromides. Always apply GreenClean Pro Granular Algaecide/Fungicide at least one day prior to the application of these products.
- Mix GreenClean Pro Granular Algaecide/Fungicide only with water, and at the recommended rates. Do not mix GreenClean Pro Granular Algaecide/Fungicide with any other substances.

APPLICATION METHODS

SPREADING / BROADCASTING:

Broadcast GreenClean Pro Granular Algaecide/Fungicide with a mechanical spreader or by hand. A lawn spreader or any other applicator that will insure uniform coverage is acceptable.

SPOT TREATMENT:

Apply GreenClean Pro Granular Algaecide/Fungicide directly over the infested area. Re-treatment is required when heavy growth occurs.

LIQUID:

Make a solution with GreenClean Pro Granular Algaecide/Fungicide (refer to liquid application rates). Spray this solution on the desired treatment surface using sprayer or power wash equipment.

FOAM

Make a solution with GreenClean Pro Granular Algaecide/Fungicide (refer to foam application rates). Spray this solution on the desired treatment surface. Use a foamer, such as the BioSafe BioFoamer, to apply.

POST HARVEST APPLICATIONS

Use GreenClean Pro Granular Algaecide/Fungicide to treat bacterial and fungal diseases in post-harvest waters, systems, equipment, structures and on agricultural commodities.

FOR TREATMENT OF NONPOTABLE WATER SYSTEMS:

Use in wash tanks, dip tanks, drench tanks, evaporators, humidification systems and/or storage tanks. Treat water containing plant pathogens with 1/2 lb. of GreenClean Pro Granular Algaecide/Fungicide for every 250 gallons of water.

Rates:

| | Contaminated Water - TREATMENT | Clean Water / MAINTENANCE |
|-------------------------|---|---|
| GRANULAR: Lg. Volume | 2 pounds of GreenClean Pro Granular Algaecide/Fungicide per 1000 gallons of water. (16 Tbs. = 1 Cup) (2 Cups = 1 lb.) | 1 pound of GreenClean Pro Granular Algaecide/Fungicide per 1000 gallons of water. (3 tsp. = 1 Tbs.) |

FOR TREATMENT OF WATER IN DUMP TANKS, DIP TANKS, HYDRO COOLERS, SPRAY SYSTEMS AND PROCESS WATERS:

Use GreenClean Pro Granular Algaecide/Fungicide to treat water containing plant pathogens to prevent bacterial and fungal diseases on post-harvest fruits and vegetables. Applicable for use on all types of post harvest fruits and vegetables.

- 1) Determine biological organic loading prior to treatment if possible.
- 2) For waters that contain biological and organic loading add 0.2 lbs of GreenClean Pro Granular Algaecide/Fungicide for every 100 gallons of water.
- 3) For clean water add 0.1 lbs. of GreenClean Pro Granular Algaecide/Fungicide for every 100 gallons of water to prevent the formation of algae, bacteria and fungi.

Note: In dump tanks that contain squash, or other commodities with sensitive skin, use 0.1 lbs. GreenClean Pro Granular Algaecide/Fungicide per 100 gallons of water to prevent oxidation of abrasions that will turn brown.

FOR POST HARVEST SPRAY TREATMENTS ON PROCESS AND PACKING LINES:

Use GreenClean Pro Granular Algaecide/Fungicide on process and packing lines to prevent bacterial and fungal diseases on post-harvest fruits and vegetables. Add 0.1 lb. of GreenClean Pro Granular Algaecide/Fungicide for every 100 gallons of water. For best results, where dump tanks are used, make post harvest spray treatment as fruit is leaving dump tanks. Applicable for use on all types of post harvest commodities (see specific directions for treatment of post-harvest potatoes).

FOR MANUAL POST-HARVEST SPRAY TREATMENT:

Use GreenClean Pro Granular Algaecide/Fungicide to prevent bacterial and fungal diseases on all post-harvest fruits and vegetables. Mix 1 tsp. of GreenClean Pro per gallon of clean water. Spray fruit or vegetables to runoff using hydraulic, backpack, air-assisted or other similar sprayer or foamer.

FOR POST-HARVEST SPRAY TREATMENTS ON POTATOES:

Spray potatoes prior to storage for the control of Bacteria Soft Rot, Early Blight, Fusarium Tuber Rot, Late Blight, Silver Scurf. Apply at a rate of 0.1 to 0.3 lbs. GreenClean Pro Granular Algaecide/Fungicide per 100 gallons. Spray using 1/2 gallons of spray water per ton of potatoes to be treated. Do not treat seed potatoes.

Add GreenClean Pro Granular Algaecide/Fungicide into process water used in potato rinses, and associated tanks, flumes and lines to control odor-causing and/or slime-forming bacteria on post-harvest potatoes prior to, during or after storage. Add 0.1 to 0.3 lbs of GreenClean Pro Granular Algaecide/Fungicide for every 100 gallons of water.

FOLIAR SPRAY TREATMENTS

Use GreenClean Pro Granular Algaecide/Fungicide to treat and control a variety of plant diseases in field grown crops, tree crops, crops grown in commercial greenhouses, or crops grown in similar sites.

FOR FOLIAR SPRAY TREATMENTS ON CROPS:

GreenClean Pro Granular Algaecide/Fungicide works immediately on contact with any plant surface for control of plant diseases – see Application Instructions chart.

Use in sufficient water to obtain optimal coverage of foliage. Good coverage and wetting of the foliage is required. Gallonage to be used will vary with crop and amount of plant growth. Spray volume will vary from 30-100 gallons of spray solution per treated acre. Apply using properly maintained and calibrated spray equipment. Apply using backpack, hand-held, high volume, boom or ground sprayer.

For best results, apply at first sign of disease. Spray plants ensuring foliage is thoroughly wet. Apply consecutive applications until control is achieved and then follow directions for preventative treatment.

FOR AERIAL SPRAY TREATMENTS FOR FIELD GROWN AND TREE CROPS: To ensure optimum product performance, use at the foliar application rate indicated in sufficient water for adequate coverage of plant foliage. Apply with properly calibrated aerial equipment, using the minimum number of nozzles that provide uniform coverage. Do not make applications at a height greater than 10 ft. above the plant canopy, unless a greater height is required for aircraft safety. Making applications at the lowest height that is safe reduces exposure of droplets to wind and evaporation. When dosage ranges are given, use the higher rate and shorter interval under severe disease pressure, but do not exceed the maximum rate or apply more frequently than labeled in the Application Instructions for that crop.

- The spray boom should be mounted on the aircraft as to minimize drift caused by wingtip or rotor vortices. The minimum practical boom length should be used and must not exceed 75% of the wingspan or 80% rotor diameter.
- Flight speed and nozzle orientation must be considered in determining droplet size.
- Spray must be released at the lowest height consistent with pest control and flight safety. Do not release spray at a height greater than 10 feet above the crop canopy unless a greater height is required for aircraft safety.

- When applications are made with a cross-wind, the swath will be displaced downwind. The applicator must compensate for this displacement at the downwind edge of the application area by adjusting the path of the aircraft upwind.

Spray Drift Management- Avoiding spray drift is the responsibility of the applicator. Do not apply when wind conditions favor drift away from the intended area for treatment. Many factors including droplet size, equipment type and weather related factors determine the potential for spray drift.

- Only apply this product if the wind direction favors on-target deposition.
- Do not apply when wind velocity exceeds 15 mph. Do not make aerial or ground applications into temperature inversions.
- Inversions are characterized by stable air and increasing temperatures with height above ground. Mist or fog may indicate the presence of an inversion in humid areas. The applicator may detect the presence of an inversion by producing smoke and observing a smoke layer near the ground surface.
- Use only medium or coarser spray nozzles (for ground and non-ULV aerial application) according to ASAE (S572) definition for standard nozzles. In conditions of low humidity and high temperatures, applicators should use a coarser droplet size.

MIXING INSTRUCTIONS:

Make a solution with GreenClean Pro Granular Algaecide/Fungicide. GreenClean Pro Granular Algaecide/Fungicide will go into solution with clean water at no more than ½ pound per gallon of water. Dissolution of GreenClean Pro Granular Algaecide/Fungicide in cold water takes approximately 5 minutes, less in warm water. When mixing, fill the spray tank one-half full of water, add GreenClean Pro Granular Algaecide/Fungicide slowly to the clean tank, while hydraulic and or mechanical agitation is operating. The additions of any spreaders should be added only after they have been pre determined to be chemically compatible with GreenClean Pro Granular Algaecide/Fungicide.

- GreenClean Pro Granular Algaecide/Fungicide works best when diluted with water containing low levels of organic or inorganic materials, and with water having a neutral pH. Thoroughly rinse out tank with water before mixing.
- Mix GreenClean Pro Granular Algaecide/Fungicide only with water, and at the recommended rates. Do not mix GreenClean Pro with any other substances.
- GreenClean Pro Granular Algaecide/Fungicide works by surface contact with the plants and materials being treated. It is important to ensure that all surfaces are thoroughly wet. GreenClean Pro Granular Algaecide/Fungicide does not produce a distinct odor or deleterious effects to plants or to postharvest commodities when used in accordance with label directions. Do not use at stronger than recommended rates, as leaf burn may result.
- GreenClean Pro Granular Algaecide/Fungicide may be applied up to and including the day of harvest.

PLANT SENSITIVITY TESTING:

Be sure to use GreenClean Pro Granular Algaecide/Fungicide at labeled dilutions as solutions more concentrated can result in leaf necrosis for some crops (i.e., do not use more than 8 lbs. per acre for foliar treatments). GreenClean Pro Granular Algaecide/Fungicide has been designed to provide a balanced source of the active ingredient directly to the plant surface. GreenClean Pro Granular Algaecide/Fungicide has been used and tested on many varieties of plant material; however, the nature of the target plant, environmental conditions, plant vigor and the use of other pesticides can all affect plant sensitivity to GreenClean Pro Granular Algaecide/Fungicide. Therefore, before treating large numbers of plants, test GreenClean Pro Granular Algaecide/Fungicide on a few plants for sensitivity.

Application of GreenClean Pro Granular Algaecide/Fungicide for curative control of obligate organisms living in the plant tissue (such as Downy and Powdery Mildew) can result in lesions on plant tissue. GreenClean Pro Granular Algaecide/Fungicide will oxidize parasitic organisms living in plant tissue that are not always visible to the naked eye. Resulting oxidative effects can include spotting, or drying of the plant tissue where organisms inhabited tissue.

- Do not use GreenClean Pro Granular Algaecide/Fungicide during conditions of intense heat, drought or poor plant vigor.
- Do not apply this product through any irrigation system unless directed by the label; refer to Chemigation Directions for Use.
- Prior to treating large numbers of plants, test a few plants for sensitivity.

Foliar Application Instructions

Crops and Diseases (Alphabetical by Crop Grouping)

| Crops | Disease(s) | Rate - Lbs. product/acre | Directions |
|------------------|---------------------|---|---|
| Alfalfa | Cerospora Leaf Spot | 1- 2 lbs. | For preventive sprays, spray on a 7-14 day schedule. Use higher rates for higher disease severity or when conditions are favorable for disease. |
| Asparagus | Asparagus Rust | 1-3 lbs. | For preventive sprays, spray on a 7-14 day schedule. Use higher rates for higher disease severity or when conditions are favorable for disease. |

| | | | |
|---|--|------------|---|
| Avocado | Anthrachnose Blotch | 3-6 lbs. | For preventive sprays, spray on a 7-14 day schedule. Use higher rates for higher disease severity or when conditions are favorable for disease. |
| Bananas Plantains | Sigatoka | 4 lbs. | For preventive sprays, spray on a 7-14 day schedule. Use higher rates for higher disease severity or when conditions are favorable for disease. |
| Berries, including but not limited to: Blackberry Blueberry Cranberry Raspberry Strawberry | Alternaria Angular Leaf Spot Botrytis Crown Rot Downy Mildew Mummy Berry Disease Leaf Blight Powdery Mildew Fruit Rot | 1 – 3 lbs. | For preventive sprays, spray on a 7-14 day schedule. Use higher rates for higher disease severity or when conditions are favorable for disease. Dormant Applications: Use at higher rates in both spring and Fall. |
| Bulb Vegetables including but not limited to: Garlic Green Onions Leeks Onions Scallions Shallots | Botrytis Downy Mildew Powdery Mildew | 3-6 lbs. | For preventive sprays, spray on a 7-14 day schedule. Use higher rates for higher disease severity or when conditions are favorable for disease. |
| Cereal Grains & Commodities, including but not limited to: Barley Corn (field) Millet Oats Popcorn Rice Rye Sorghum (Milo) Soybeans Sweet Corn Wheat Wild Rice | Anthrachnose Bacterial Blight Bacterial Leaf Blight Blast Brown Leaf Spot Common Rust Common Smut Downey Mildew Head Smut Leaf Smut Sheath Blight Sorghum Downey Mildew Southern Blight Stem Canker Stem Rot | 1-2 lbs. | Make first spray early in season followed by second spray 7-10 days later. Use higher rates when conditions are favorable for disease |
| Celery | Early Blight Late Blight | 3 lbs. | For preventive sprays, spray on a 7-14 day schedule. Use higher rates for higher disease severity or when conditions are favorable for disease.. |
| Citrus Crops, including but not limited to: Citrus Hybrids Grapefruit Kumquat Lemon Lime Orange | Alternaria Anthrachnose Brown Rot Powdery Mildew Rust Scab | 3-6 lbs. | For preventive sprays, spray on a 7-14 day schedule. Use higher rates for higher disease severity or when conditions are favorable for disease. |

| | | | |
|---|--|----------|--|
| Tangerine | | | |
| Coffee | Coffee Berry Disease Bacterial Blight Leaf Rust | 3-5 lbs. | Apply after first flush. For preventive sprays, spray on a 7-14 day schedule. Use higher rates for higher diseases severity or when conditions are favorable for disease. |
| Cole Crops, including but not limited to: Broccoli Brussel Sprouts Cabbage Cauliflower Collards Kale | Alternaria Leaf Spot Downy Mildew Early Blight Late Blight Powdery Mildew | 3-4 lbs. | For preventive sprays, spray on a 7-14 day schedule. Use higher rates for higher disease severity or when conditions are favorable for disease. |
| Cotton | Fusarium Thielaviopsis Cotton Root Rot Bacterial Blight | 1-2 lbs. | For preventive sprays, spray on a 7-14 day schedule. Use higher rates for higher disease severity or when conditions are favorable for disease. |
| Cranberries | Fruit Rot Leaf Blight Bacterial Stem Canker | 1-2 lbs. | For preventive sprays, spray on a 7-14 day schedule. Use higher rates for higher disease severity or when conditions are favorable for disease. |
| Cucurbit crops, including but not limited to: Cucumber Melons Pumpkin Squash | Alternaria Anthracnose Belly Rot Downy Mildew Fusarium Wilt Gummy Stem Blight Leaf Spot Powdery Mildew Root Rots | 2-4 lbs. | For preventive sprays, spray on a 7-14 day schedule. Use higher rates for higher disease severity or when conditions are favorable for disease. |

| | | | |
|--|--|-----------|---|
| Forage and Fodder Crops including but not limited to: Alfalfa Hay Clover Trefoil Lupine Grasses | Cerospora Leaf Spot | 1-2 lbs. | For preventive sprays, spray on a 7-14 day schedule. Use higher rates for higher disease severity or when conditions are favorable for disease. |
| Fruiting Vegetables including but not limited to: Eggplant Peppers Tomatoes Tomatillos | Anthracnose Early Blight Late Blight Alternaria Blight Bacterial Wilt Tobacco Mosaic Virus Tomato Yellow Leaf Curl | 2-4 lbs. | For preventive sprays, spray on a 7-14 day schedule. Use higher rates for higher disease severity or when conditions are favorable for disease. |
| Grapes | Black Rot Botrytis Downy Mildew Powdery Mildew Sour Rot | 3-4 lbs. | For preventive sprays, spray on a 7-14 day schedule. Use higher rates for higher disease severity or when conditions are favorable for disease. |
| Grasses grown for seed or sod including: Turf | Grey Leaf Spot Leaf Rust Leaf Spot Stem Rust | 3-6 lbs. | For preventive sprays, spray on a 7-14 day schedule. Use higher rates for higher disease severity or when conditions are favorable for disease. |
| Herbs and Spices, including but not limited to: Basil Chives Cilantro Coriander Dill Mint Rosemary Sage | Anthracnose Downy Mildew Powdery Mildew | 1-2 lbs. | For preventive sprays, spray on a 7-14 day schedule. Use higher rates for higher disease severity or when conditions are favorable for disease. |
| Hops | Downy Mildew Powdery Mildew | 1-2 lbs. | For preventive sprays, spray on a 7-14 day schedule. Use higher rates for higher disease severity or when conditions are favorable for disease. |
| Kiwi | Alternaria Anthracnose Leaf Blight Powdery Mildew Sooty Mold Stem Rot | 1- 3 lbs. | For preventive sprays, spray on a 7-14 day schedule. Use higher rates for higher disease severity or when conditions are favorable for disease. |

| | | | |
|---|--|-----------------|--|
| <p>Leafy Vegetables, including but not limited to: Arugula Celery Chickory Root Endive Fennel Lettuce Spinach Rhubarb Radicchio Swiss Chard</p> | <p>Brown Rot Botrytis Downy Mildew Early Blight Late Blight Powdery Mildew Rust</p> | <p>2-4 lbs.</p> | <p>For preventive sprays, spray on a 7-14 day schedule. Use higher rates for higher disease severity or when conditions are favorable for disease.</p> |
| <p>Legumes, including but not limited to: Chick Peas Dry Beans Lima Beans Peas Snap Beans</p> | <p>Anthraxnose Botrytis Downy Mildew Early & Late Blight Fusarium Powdery Mildew Sclerotinia Rust White Mold</p> | <p>1-2 lbs.</p> | <p>For preventive sprays, spray on a 7-14 day schedule. Use higher rates for higher disease severity or when conditions are favorable for disease.</p> |
| <p>Mango</p> | <p>Alternaria Anthracnose Leaf Blight Powdery Mildew Sooty Mold Stem Rot</p> | <p>1-3 lbs.</p> | <p>For preventive sprays, spray on a 7-14 day schedule. Use higher rates for higher disease severity or when conditions are favorable for disease.</p> |
| <p>Mushrooms</p> | <p>Bacterial Blotch Mycogene Necrotic Spot Trichoderma Verticillium Spot</p> | <p>2-4 lbs.</p> | <p>For preventive sprays, spray on a 7-14 day schedule. Use higher rates for higher disease severity or when conditions are favorable for disease.</p> |
| <p>Papaya</p> | <p>Anthraxnose</p> | <p>1-3 lbs.</p> | <p>For preventive sprays, spray on a 7-14 day schedule. Use higher rates for higher disease severity or when conditions are favorable for disease.</p> |
| <p>Peanuts</p> | <p>Sclerotinia Blight Stem Blight Pod Rot Rust Leaf Spot</p> | <p>2-4 lbs.</p> | <p>For preventive sprays, spray on a 7-14 day schedule. Use higher rates for higher disease severity or when conditions are favorable for disease.</p> |

| | | | |
|---|---|----------|---|
| Pineapple | Alternaria Anthracnose Leaf Blight Powdery Mildew Sooty Mold Stem Rot | 1-3 lbs. | For preventive sprays, spray on a 7-14 day schedule. Use higher rates for higher disease severity or when conditions are favorable for disease. |
| Pome Fruits including but not limited to: Apples Pears Loquats Mayhaws Quince | Fire Blight Powdery Mildew Rusts Scab | 6-8 lbs. | For preventive sprays, spray on a 7-14 day schedule. Use higher rates for higher disease severity or when conditions are favorable for disease. Dormant Applications: Use at higher rates in both spring and Fall. |
| Potatoes (in furrow) | Early Blight Late Blight | 1-3 lbs. | For preventive sprays, spray on a 7-14 day schedule. Use higher rates for higher disease severity or when conditions are favorable for disease. |
| Potatoes (Seed) | Fusarium | 1-3 lbs. | For preventive sprays, spray on a 7-14 day schedule. Use higher rates for higher disease severity or when conditions are favorable for disease. |
| Rice | Bacterial Leaf Blight Blast Brown Leaf Spot Leaf Smut Sheath Blight Stem Rot | 1-3 lbs. | For preventive sprays, spray on a 7-14 day schedule. Use higher rates for higher disease severity or when conditions are favorable for disease. |
| Root & Tuber Vegetables including but not limited to: Artichokes Beets Carrots Ginseng Horseradish Parsnip Potatoes Radish Rutabaga Sugar Beets Sweet Potatoes Taro Turnips Yams | Alternaria Bacterial Leaf Spot Crown Rot Early Blight Late Blight Leaf Blight Leaf Spot Powdery Mildew Potato Brown Rot | 1-3 lbs. | For preventive sprays, spray on a 7-14 day schedule. Use higher rates for higher disease severity or when conditions are favorable for disease. |
| Stone Fruits, including but not limited to: Apricots Cherries Nectarines Peaches Plums Prunes | Brown Rot Downy Mildew Powdery Mildew | 6-8 lbs. | For preventive sprays, spray on a 7-14 day schedule. Use higher rates for higher disease severity or when conditions are favorable for disease. Dormant Applications: Use at higher rates in both spring and Fall. |

| | | | |
|--|--|-----------|---|
| Strawberries | Alternaria Angular Leaf Spot Botrytis Crown Rot Downy Mildew Fruit Rot Leaf Blight Powdery Mildew | 1 -3 lbs. | For preventive sprays, spray on a 7-14 day schedule. Use higher rates for higher disease severity or when conditions are favorable for disease. |
| Soybean | Anthrachnose Bacterial Blight Brown Leaf Spot Downey Mildew Southern Blight Stem Canker | 1-2 lbs. | For preventive sprays, spray on a 7-14 day schedule. Use higher rates for higher disease severity or when conditions are favorable for disease. |
| Sugar Beets | Alternaria Bacterial Leaf Spot Crown Rot Leaf Blight Leaf Spot Powdery Mildew | 1-3 lbs. | Use higher rates for higher disease severity or when conditions are favorable for disease. |
| Tobacco (Field) | Blue Mold Tobacco Mosaic Virus | 1-2 lbs. | Use higher rates for higher disease severity or when conditions are favorable for disease. |
| Tobacco (Float Beds) | Blue Mold Fusarium | 1-2 lbs. | 1-2 pounds per 1000 gallons of water of clean water as maintenance treatment. Use higher rates for highly contaminated water. |
| Tree Nuts including but not limited to: Almonds Brazil Nuts Cashews Filberts Macadamias Pecans Pistachios Walnuts | Almond Leaf Scorch Alternaria Anthrachnose Brown Rot Bacterial Blight Bacterial Canker E. Filbert Blight Jacket Rot | 6-8 lbs. | For preventive sprays, spray on a 7-14 day schedule. Use higher rates for higher disease severity or when conditions are favorable for disease. Dormant Applications: Use at higher rates in both spring and Fall. |
| Tropical Fruit, including but not limited to: Casaba Coconut Dates Guava Passion Fruit Poi Star Fruit | Alternaria Anthrachnose Leaf Blight Powdery Mildew Sooty Mold Stem Rot | 1-3 lbs. | For preventive sprays, spray on a 7-14 day schedule. Use higher rates for higher disease severity or when conditions are favorable for disease. |

CHEMIGATION

Make a solution with GreenClean Pro Granular Algaecide/Fungicide (refer to liquid application rates). GreenClean Pro Granular Algaecide/Fungicide will go into solution with clean water at no more than ½ pound per gallon of water. Dissolution of GreenClean Pro Granular Algaecide/Fungicide in cold water takes approximately 5 minutes, less in warm water.

General Requirements -

- 1) Apply this product only through a drip system or sprinkler including center pivot, lateral move, end tow, side (wheel) roll, traveler, big gun, solid set, hand move, flood (basin), furrow, border or drip (trickle) irrigation systems. Do not apply this product through any other type of irrigation system.
- 2) Crop injury, lack of effectiveness, or illegal pesticide residues in the crop can result from non-uniform distribution of treated water.
- 3) If you have questions about calibration, you should contact State Extension Service specialists, equipment manufacturers or other experts.
- 4) Do not connect an irrigation system (including greenhouse systems) used for pesticide application to a public water system unless the pesticide label-prescribed safety devices for public water systems are in place.
- 5) A person knowledgeable of the chemigation system and responsible for its operation, or under the supervision of the responsible person, shall shut the system down and make necessary adjustments should the need arise.
- 6) Posting of areas to be chemigated is required when 1) any part of a treated area is within 300 feet of sensitive areas such as residential areas, labor camps, businesses, day care centers, hospitals, in-patient clinics, nursing homes or any public areas such as schools, parks, playgrounds, or other public facilities not including public roads, or 2) when the chemigated area is open to the public such as golf courses or retail greenhouses.
- 7) Posting must conform to the following requirements. Treated areas shall be posted with signs at all usual points of entry and along likely routes of approach from the listed sensitive areas. When there are no usual points of entry, signs must be posted in the corners of the treated areas and in any other location affording maximum visibility to sensitive areas. The printed side of the sign should face away from the treated area towards the sensitive area. The signs shall be printed in English. Signs must be posted prior to application and must remain posted until foliage has dried and soil surface water has disappeared. Signs may remain in place indefinitely as long as they are composed of materials to prevent deterioration and maintain legibility for the duration of the posting period.
- 8) All words shall consist of letters at least 2.5 inches tall, and all letters and the symbol shall be a color which sharply contrasts with their immediate background. At the top of the sign shall be the words KEEP OUT, followed by an octagonal stop sign symbol at least 8 inches in diameter containing the word STOP. Below the symbol shall be the words PESTICIDES IN IRRIGATION WATER.

Specific Requirements for Chemigation Systems Connected to Public Water Systems -

- 1) Public water system means a system for the provision to the public of piped water for human consumption if such system has at least 15 service connections or regularly serves an average of at least 25 individuals daily at least 60 days out of the year.
- 2) Chemigation systems connected to public water systems must contain a functional, reduced-pressure zone, backflow preventer (RPZ) or the functional equivalent in the water supply line

upstream from the point of pesticide introduction. As an option to the RPZ, the water from the public water system should be discharged into a reservoir tank prior to pesticide introduction. There shall be a complete physical break (air gap) between the outlet end of the fill pipe and the top or overflow rim of the reservoir tank of at least twice the inside diameter of the fill pipe.

- 3) The pesticide injection pipeline must contain a functional, automatic, quick-closing check valve to prevent the flow of fluid back toward the injection pump.
- 4) The pesticide injection pipeline must contain a functional, normally closed, solenoid-operated valve located on the intake side of the injection pump and connected to the system interlock to prevent fluid from being withdrawn from the supply tank when the irrigation system is either automatically or manually shut down.
- 5) The system must contain functional interlocking controls to automatically shut off the pesticide injection pump when the water pump motor stops, or in cases where there is no water pump, when the water pressure decreases to the point where pesticide distribution is adversely affected.
- 6) Systems must use a metering pump, such as a positive displacement injection pump (e.g., diaphragm pump) effectively designed and constructed of materials that are compatible with pesticides and capable of being fitted with a system interlock.
- 7) Do not apply when wind speed favors drift beyond the area intended for treatment.

Specific Requirements for Sprinkler Chemigation -

- 1) The system must contain a functional check valve, vacuum relief valve and low-pressure drain appropriately located on the irrigation pipeline to prevent water source contamination from backflow.
- 2) The pesticide injection pipeline must contain a functional, automatic, quick-closing check valve to prevent the flow of fluid back toward the injection pump.
- 3) The pesticide injection pipeline must also contain a functional, normally closed, solenoid-operated valve located on the intake side of the injection pump and connected to the system interlock to prevent fluid from being withdrawn from the supply tank when the irrigation system is either automatically or manually shut down.
- 4) The system must contain functional interlocking controls to automatically shut off the pesticide injection pump when the water pump motor stops.
- 5) The irrigation line or water pump must include a functional pressure switch which will stop the water pump motor when the water pressure decreases to the point where pesticide distribution is adversely affected.
- 6) Systems must use a metering pump, such as a positive displacement injection pump (e.g., diaphragm pump) effectively designed and constructed of materials that are compatible with pesticides and capable of being filled with a system interlock.
- 7) Do not apply when wind speed favors drift beyond the area intended for treatment.

Specific Requirements for Flood (Basin), Furrow and Border Chemigation -

- 1) Systems using a gravity flow pesticide dispensing system must meter the pesticide into the water at the head of the field and downstream of a hydraulic discontinuity such as a drop structure or weir box to decrease potential for water source contamination from backflow if water flow stops.
- 2) The systems utilizing a pressurized water and pesticide injection system must meet the following requirements:
 - a. The system must contain a functional check valve, vacuum relief valve and low-pressure drain appropriately located on the irrigation pipeline to prevent water source contamination from backflow.
 - b. The pesticide injection pipeline must contain a functional, automatic, quick-closing check valve to prevent the flow of fluid back toward the injection pump.

- c. The pesticide injection pipeline must also contain a functional, normally closed, solenoid-operated valve located on the intake side of the injection pump and connected to the system interlock to prevent fluid from being withdrawn from the supply tank when the irrigation system is either automatically or manually shut down.
- d. The system must contain functional interlocking controls to automatically shut off the pesticide injection pump when the water pump motor stops.
- e. The irrigation line or water pump must include a functional pressure switch which will stop the water pump motor when the water pressure decreases to the point where pesticide distribution is adversely affected.
- f. Systems must use a metering pump, such as a positive displacement injection pump (e.g., diaphragm pump) effectively designed and constructed of materials that are compatible with pesticides and capable of being filled with a system interlock.

Specific Requirements for Drip (Trickle) Chemigation -

- 1) The system must contain a functional check valve, vacuum relief valve and low-pressure drain appropriately located on the irrigation pipeline to prevent water source contamination from backflow.
- 2) The pesticide injection pipeline must contain a functional, automatic, quick-closing check valve to prevent the flow of fluid back toward the injection pump.
- 3) The pesticide injection pipeline must also contain a functional, normally closed, solenoid-operated valve located on the intake side of the injection pump and connected to the system interlock to prevent fluid from being withdrawn from the supply tank when the irrigation system is either automatically or manually shut down.
- 4) The system must contain functional interlocking controls to automatically shut off the pesticide injection pump when the water pump motor stops.
- 5) The irrigation line or water pump must include a functional pressure switch which will stop the water pump motor when the water pressure decreases to the point where pesticide distribution is adversely affected.
- 6) Systems must use a metering pump, such as a positive displacement injection pump (e.g., diaphragm pump) effectively designed and constructed of materials that are compatible with pesticides and capable of being filled with a system interlock.

Application Instructions -

- 1) Remove scale, pesticide residues, and other foreign matter from the chemical supply tank and entire injector system. Flush with clean water. Failure to provide a clean tank, void of scale or residues may cause product to lose effectiveness or strength.
- 2) Determine the treatment rates as indicated in the directions for use and make proper dilutions.
- 3) Prepare a solution in the chemical tank by filling the tank with the required water and then adding product as required. The product will immediately go into suspension without any required agitation.
- 4) Do not apply GreenClean Pro Granular Algaecide/Fungicide in conjunction with any other pesticides or fertilizers.
- 5) Mix GreenClean Pro Granular Algaecide/Fungicide only with water, and at the recommended rates. Do not mix GreenClean Pro with any other substances.

STORAGE AND DISPOSAL

Do not contaminate water, food, or feed by storage or disposal.

PESTICIDE STORAGE: Store in original containers in a cool, well-vented area, away from direct sunlight. Do not allow product to become overheated in storage. This may cause increased degradation of the product, which will decrease product effectiveness. Wet product decomposes exothermically and may cause combustion of organic materials. Pressure burst may occur due to decomposition in confined spaces or containers. In case of spill, flood area with large quantities of water. Do not store in a manner where cross-contamination with other pesticides or fertilizers could occur.

PESTICIDE DISPOSAL: Wastes resulting from the use of this product may be disposed of on site or at an approved waste disposal facility. Open dumping is prohibited. If wastes cannot be disposed of according to label directions, contact your State Pesticide or Environmental Control Agency, or the Hazardous Waste Representative at the nearest EPA Regional Office for guidance.

CONTAINER DISPOSAL: Nonrefillable container. Do not reuse or refill this container. Triple rinse container (or equivalent) promptly after emptying. Triple rinse as follows: Empty the remaining contents into application equipment or a mix tank. Fill the container ¼ full with water and recap. Shake for 10 seconds. Pour rinsate into application equipment or a mix tank or store rinsate for later use or disposal. Drain for 10 seconds after the flow begins to drip. Repeat this procedure two more times. Then offer for recycling if available or puncture and dispose of in a sanitary landfill, or by incineration. Do not burn, unless allowed by state and local ordinances.

CONDITIONS OF SALE AND LIMITATION OF WARRANTY AND LIABILITY

NOTICE: Read the entire Directions for Use and Conditions of Sale and Limitation of Warranty and Liability before buying or using this product. If the terms are not acceptable, return the product at once, unopened, and the purchase price will be refunded.

The Directions for Use of this product must be followed carefully. It is impossible to eliminate all risks inherently associated with the use of this product. Crop injury, ineffectiveness or other unintended consequences may result because of such factors as manner of use or application, weather or crop conditions, presence of other materials or other influencing factors in the use of the product, which are beyond the control of BIOSAFE SYSTEMS LLC or Seller. All such risks shall be assumed by Buyer and User, and Buyer and User agree to hold BIOSAFE SYSTEMS and Seller harmless for any claims relating to such factors.

BIOSAFE SYSTEMS warrants that this product conforms to the *chemical* description on the label and is reasonably fit for the purposes stated in the Directions for Use, subject to the inherent risks referred to above when used in accordance with directions under normal use conditions. This warranty does not extend to the use of the product contrary to label instructions, or under abnormal conditions or under conditions not reasonably foreseeable to or beyond the control of Seller or BIOSAFE SYSTEMS, and Buyer and User assume the risk of any such use. **TO THE EXTENT CONSISTENT WITH APPLICABLE LAW, BIOSAFE SYSTEMS MAKES NO WARRANTIES OF MERCHANTABILITY OR OF FITNESS FOR A PARTICULAR PURPOSE, NOR ANY OTHER EXPRESSED OR IMPLIED WARRANTY EXCEPT AS STATED ABOVE.**

To the extent consistent with applicable law, in no event shall BIOSAFE SYSTEMS or Seller be liable for any incidental, consequential or special damages resulting from the use or handling of this product. **TO THE EXTENT CONSISTENT WITH APPLICABLE LAW, THE EXCLUSIVE REMEDY OF THE USER OR BUYER, AND THE EXCLUSIVE LIABILITY OF BIOSAFE SYSTEMS AND SELLER FOR ANY AND ALL CLAIMS, LOSSES, INJURIES OR DAMAGES (INCLUDING CLAIMS BASED ON BREACH OF WARRANTY, CONTRACT, NEGLIGENCE, TORT, STRICT LIABILITY OR OTHERWISE) RESULTING FROM THE USE OR HANDLING OF THIS PRODUCT, SHALL BE THE RETURN OF THE PURCHASE PRICE OF THE PRODUCT OR, AT THE ELECTION OF BIOSAFE SYSTEMS OR SELLER, THE REPLACEMENT OF THE PRODUCT.**

BIOSAFE SYSTEMS and Seller offer this product, and Buyer and User accept it, subject to the foregoing Conditions of Sale and Limitation of Warranty and Liability, which may not be modified except by written agreement signed by a duly authorized representative of BIOSAFE SYSTEMS.

OPTIONAL LABEL CLAIMS:

- Algaecide
- Fungicide
- Bactericide
- Granular
- Broad Spectrum
- Broad Spectrum Algaecide/Fungicide
- Broad Spectrum Bactericide/Fungicide
- Broad Spectrum Algaecide/Fungicide/Bactericide
- For indoor or outdoor uses.
- Preventative treatment for seeds, growing plants, fruits, nuts and vegetables.
- A treatment for the prevention and control of plant pathogenic diseases in field grown crops, commercial greenhouses, and storage sites.
- A post harvest treatment for the prevention and control of plant pathogenic diseases on all fruits and vegetables and other agricultural crops and commodities in dump tanks, hydro coolers and process waters.
- A treatment for the prevention and control of plant pathogenic diseases on surfaces, equipment and structures used in processing post-harvest commodities.
- Treats/controls algae & cyanobacteria.
- Preventative treatment for postharvest fruits, vegetables and other agricultural crops.
- A treatment for the prevention and control of plant pathogenic diseases on crops after harvest.
- A treatment for the prevention and control of plant pathogenic diseases on surfaces, equipment and structures used in processing postharvest commodities.

- A treatment for the prevention and suppression / control of horticultural diseases in Commercial Greenhouses, Garden Centers, Landscapes, Nurseries and Interiorscapes.
- A treatment for the prevention and control of algae & cyanobacteria in rice and wild rice fields/paddies.
- Treats and controls algae growth.
- Eliminates algae.
- Removes stubborn algae from surfaces, equipment and structures.
- Removes algae from roofs, walkways, and decks.
- Effective over a wide range of pH conditions.
- A treatment for the control of algae, bacteria and fungus on surfaces, equipment and structures.
- Treats/controls algae, bacteria and fungus.
- Controls odors caused by bacterial decay of organic matter.
- Easy to use.
- Reduces organic build-up
- Reduces noxious odors including hydrogen sulfide.
- Controls algae blooms.
- Dumpster and trash can treatment.

Sublabel B: Turf Applications

GreenClean® Pro

Granular Algaecide/Fungicide

Active Ingredient:

Sodium Carbonate Peroxyhydrate* 85.00%

Other Ingredients: 15.00%

Total: 100.00%

*Contains 27.60% Hydrogen Dioxide by weight.

KEEP OUT OF REACH OF CHILDREN

DANGER – PELIGRO

Si usted no entiende la etiqueta, busque a alguien para que se la explique a usted en detalle. (If you do not understand this label, find someone to explain it to you in detail.)

| FIRST AID | |
|---|--|
| If in eyes | <ul style="list-style-type: none"> • Hold eye open and rinse slowly and gently with water for 15 – 20 minutes. • Remove contact lenses, if present, after the first 5 minutes, then continue rinsing eye. • Call a poison control center or doctor for treatment advice. |
| If on skin or clothing | <ul style="list-style-type: none"> • Take off contaminated clothing. • Rinse skin immediately with plenty of water for 15 – 20 minutes. • Call a poison control center or doctor for treatment advice. |
| If swallowed | <ul style="list-style-type: none"> • Call poison control center or doctor immediately for treatment advice. • Have person sip a glass of water if able to swallow. • Do not induce vomiting unless told to do so by a poison control center or doctor. • Do not give anything by mouth to an unconscious person. |
| If inhaled | <ul style="list-style-type: none"> • Move person to fresh air. • If person is not breathing, call 911 or an ambulance, then give artificial respiration, preferably by mouth-to-mouth, if possible. • Call a poison control center or doctor for treatment advice. |
| HOTLINE NUMBER | |
| Have the product container or label with you when calling a poison control center or doctor, or going for treatment. You may also contact 1-800-222-1222 for emergency medical treatment information. | |
| NOTE TO PHYSICIAN | |
| Probable mucosal damage may contraindicate the use of gastric lavage. | |

See (back) (side) (inside) panel for additional precautionary statements and directions for use.

EPA Registration No. 70299-6

Batch Code _____

EPA Establishment No. 68660-TX-001; 0727-AL-007; 067441-IL-001; 084663 -AL -001

Manufactured by:

BioSafe Systems, LLC
22 Meadow Street, East Hartford, CT 06108
Tel.: (888) 273-3088

Net Contents: (20, 50 lbs.)

PRECAUTIONARY STATEMENTS

HAZARDS TO HUMAN AND DOMESTIC ANIMALS – DANGER: Corrosive. Causes irreversible eye damage. Harmful if swallowed, inhaled or absorbed through skin. Do not get in eyes, on skin or on clothing. Wash thoroughly with soap and water after handling. Remove and wash contaminated clothing before reuse.

PERSONAL PROTECTIVE EQUIPMENT (PPE): Applicators and handlers must wear:

- Coveralls over long-sleeved shirt and long pants
- Protective eyewear (goggles or face shield)
- Chemical resistant gloves and
- Chemical resistant footwear plus socks.

Follow manufacturer's instructions for cleaning/maintaining PPE. If no such instructions exist for washables, use detergent and hot water. Keep and wash PPE separately from other laundry.

USER SAFETY RECOMMENDATIONS: Users should:

- Wash hands thoroughly with soap and water before eating, drinking, chewing gum, using tobacco or using the toilet,
- Users should remove clothing immediately if pesticide gets inside. Then wash thoroughly and put on clean clothing.
- Remove PPE immediately after handling this product. Wash the outside of gloves before removing. As soon as possible, wash thoroughly and change into clean clothing.

ENVIRONMENTAL HAZARDS: This pesticide is toxic to birds. Do not contaminate water when disposing of equipment washwaters or rinsate. This product is highly toxic to bees and other beneficial insects exposed to direct contact on blooming crops or weeds. Do not apply this product or allow it to drift to blooming crops or weeds while bees are actively visiting the treatment area. Do not apply this product or allow it to drift to crops where beneficials are part of an integrated pest management strategy.

PHYSICAL AND CHEMICAL HAZARDS: Strong oxidizing agent. **Corrosive.** Wet product decomposes exothermically and may cause combustion of organic materials. Pressure burst may occur due to decomposition in confined spaces or containers. Do not bring in contact with other pesticides, cleaners or oxidative agents.

DIRECTIONS FOR USE

It is a violation of Federal law to use this product in a manner inconsistent with its labeling. For any requirements specific to your State or Tribe, consult the state or tribal agency responsible for pesticide regulation. Do not apply this product in a way that will contact workers or other persons, either directly or through drift. Only protected handlers may be in the area during application.

Avoid use near shallow waterbody margins during amphibian breeding seasons.

Non-Agricultural Use Requirements

The requirements in this box apply to uses of this product that are **not** within the scope of the Worker Protection Standard for agricultural pesticides (40 CFR Part 170). The WPS applies when this product is used to produce agricultural plants on farms, forests, nurseries or greenhouses.

Keep unprotected persons out of treated areas until sprays have dried or dusts have settled.

FOR USE ON TURF GRASSES:

Apply GreenClean Pro Granular Algaecide/Fungicide to well-established lawns, golf course fairways, greens, and tees to control / suppress algae, moss, bacterial and fungal diseases, and the conditions that these organisms may cause. The best time of year to apply GreenClean Pro Granular Algaecide/Fungicide for curative applications is either the spring or fall when temperatures are 50°F or above. During summer months, use GreenClean Pro Granular Algaecide/Fungicide for spot treatments.

ALGAE, MOSS AND SLIME MOLD TREATMENT:

Use GreenClean Pro Granular Algaecide/Fungicide for the prevention and control of algae, fungi, moss, slime molds and their spores on turf and golf greens.

Application Directions

1. Prior to treatment with GreenClean Pro Granular Algaecide/Fungicide, cut grass or verticut with groomer.
2. Apply GreenClean Pro Granular Algaecide/Fungicide immediately at the rate of ½ lb. per gallon of water. Use 3 gallons of spray solution per 1000 sq. ft. of turf grass.
3. Apply early in day, when the area will receive full sun.
4. Treat the entire area to help eradicate moss structures that may not be readily apparent.
5. Do not apply any supplements containing elemental iron, manganese, zinc or biological agents 24 hours prior to the application of GreenClean Pro Granular Algaecide/Fungicide.
6. Preventive treatments may be made using 1/4 pound per gallon of water using 3 gallons of spray solution per 1000 sq. ft. of turf grass.

TURF DISEASE TREATMENT:

Use GreenClean Pro Granular Algaecide/Fungicide for the prevention and control of Snow Mold, Brown Patch, Summer Patch, Fairy Ring, Dollar Spot, *Pythium*, and *Phytophthora*.

Application Directions

1. Make a liquid solution of GreenClean Pro Granular Algaecide/Fungicide by diluting ½ lb. of the granular concentrate for each gallon of water. (Dissolution of GreenClean Pro Granular Algaecide/Fungicide in cold water will take approximately 5 minutes).
2. Spray evenly over area to be treated.
3. Make subsequent applications by diluting ¼ lb. of the granular concentrate for each gallon of water. GreenClean Pro Granular Algaecide/Fungicide may be applied in the same area up to 3 consecutive days.
4. Repeat treatment as needed.

The optimum application time is early morning or late afternoon.

Mix GreenClean Pro Granular Algaecide/Fungicide only with water, and at the recommended rates. Do not mix GreenClean Pro with any other substances.

FOR USE ON ARTIFICIAL TURF:

Use GreenClean Pro Granular Algaecide/Fungicide for the prevention and control of algae, fungi, moss, slime molds and their spores.

Application Directions

1. Make a liquid solution of GreenClean Pro Granular Algaecide/Fungicide by diluting ½ lb. of the granular concentrate for each gallon of water. (Dissolution of GreenClean Pro Granular Algaecide/Fungicide in cold water will take approximately 5 minutes)
2. Spray evenly over area to be treated.
3. Allow to thoroughly dry before use.
4. Repeat treatment as needed.

FOR USE ON TURF EQUIPMENT AND TOOLS:

Use GreenClean Pro Granular Algaecide/Fungicide to suppress / control the spread of plant pathogens, slime-forming bacteria, fungi and slime forming algae. Use ¼ lb. of GreenClean Pro Granular Algaecide/Fungicide per gallon of clean water. Spray equipment thoroughly or soak tools to ensure complete coverage.

NURSERY CONTAINER PLANTS AND TREES:

Use GreenClean Pro Granular Algaecide/Fungicide to eradicate moss and/or algae in container-grown plants and trees. GreenClean Pro Granular Algaecide/Fungicide works by surface contact and complete coverage is important.

For Curative Treatments:

Mix ½ lb. of GreenClean Pro Granular Algaecide/Fungicide per gallon of water, spray at a rate of three gallons per 1000 sq. ft. of plant area.

For Preventative Treatments:

Mix ¼ lb. of GreenClean Pro Granular Algaecide/Fungicide per gallon of water, spray at a rate of three gallons per 1000 sq. ft. of plant area.

Application Directions:

1. Make a liquid solution by diluting ¼-½ lb. of GreenClean Pro Granular Algaecide/Fungicide for each gallon of water. (Dissolution of GreenClean Pro Granular Algaecide/Fungicide is faster in warm water).
2. Spray evenly over area to be treated.
3. Spray 3 gallons of solution per 1000 sq. ft. of plant area.
4. Treat the entire area to eradicate moss structures that may not be readily apparent.
5. Do not apply any supplements containing elemental iron, manganese, zinc or biological agents 24 hours prior to the application of GreenClean Pro Granular Algaecide/Fungicide.

NOTICE: A broad spectrum of plant and turf species have been found to be tolerant to GreenClean Pro Granular Algaecide/Fungicide. However, due to the large number of species and varieties of ornamental plants and turf, it is impossible to test every one for tolerance. Neither the manufacturer nor the seller has determined whether or not this product can be used on all known species of plants and turf. Therefore, test a small section at labeled rates for phytotoxicity prior to widespread use. Repeat applications can raise soil pH to levels that can adversely affect plant growth. GreenClean Pro Granular Algaecide/Fungicide is incompatible with metal-based fungicides and fertilizers. Do not apply GreenClean Pro Granular Algaecide/Fungicide within three days of metal-based fungicides or fertilizer applications.

This product kills/controls odor-causing bacteria, slime-forming bacteria, fungi (mold and mildew), and algae. This product does not protect users or others against food-borne bacteria, disease causing bacteria or fungal infections.

STORAGE AND DISPOSAL

Do not contaminate water, food, or feed by storage or disposal.

PESTICIDE STORAGE: Store in original containers in dry conditions in a cool, well-vented area, away from direct sunlight. Do not allow product to become overheated (>50°C) in storage. This may cause increased degradation of the product, which will decrease product effectiveness. Wet product decomposes exothermically and may cause combustion of organic materials. Pressure burst may occur due to decomposition in confined spaces or containers. In case of spill, flood area with large quantities of water. Do not store in a manner where cross-contamination with other pesticides or fertilizers could occur. Do not store near incompatible materials such as reducing agents, combustible materials, organic materials or acids.

PESTICIDE DISPOSAL: Wastes resulting from the use of this product may be disposed of on site or at an approved waste disposal facility. Open dumping is prohibited. If wastes cannot be disposed of according to label directions, contact your State Pesticide or Environmental Control Agency, or the Hazardous Waste Representative at the nearest EPA Regional Office for guidance.

CONTAINER DISPOSAL: Nonrefillable container. Do not reuse or refill this container. Triple rinse container (or equivalent) promptly after emptying. Triple rinse as follows: Empty the remaining contents into application equipment or a mix tank. Fill the container ¼ full with water and recap. Shake for 10 seconds. Pour rinsate into application equipment or a mix tank or store rinsate for later use or disposal. Drain for 10 seconds after the flow begins to drip. Repeat this procedure two more times. Then offer for recycling if available or puncture and dispose of in a sanitary landfill, or by incineration. Do not burn, unless allowed by state and local ordinances.

CONDITIONS OF SALE AND LIMITATION OF WARRANTY AND LIABILITY

NOTICE: Read the entire Directions for Use and Conditions of Sale and Limitation of Warranty and Liability before buying or using this product. If the terms are not acceptable, return the product at once, unopened, and the purchase price will be refunded.

The Directions for Use of this product must be followed carefully. It is impossible to eliminate all risks inherently associated with the use of this product. Crop injury, ineffectiveness or other unintended consequences may result because of such factors as manner of use or application, weather or crop conditions, presence of other materials or other influencing factors in the use of the product, which are beyond the control of BIOSAFE SYSTEMS LLC or Seller. All such risks shall be assumed by Buyer and User, and Buyer and User agree to hold BIOSAFE SYSTEMS and Seller harmless for any claims relating to such factors.

BIOSAFE SYSTEMS warrants that this product conforms to the *chemical* description on the label and is reasonably fit for the purposes stated in the Directions for Use, subject to the inherent risks referred to above when used in accordance with directions under normal use conditions. This warranty does not extend to the use of the product contrary to label instructions, or under abnormal conditions or under conditions not reasonably foreseeable to or beyond the control of Seller or BIOSAFE SYSTEMS, and Buyer and User assume the risk of any such use. **TO THE EXTENT CONSISTENT WITH APPLICABLE LAW, BIOSAFE SYSTEMS MAKES NO WARRANTIES OF MERCHANTABILITY OR OF FITNESS FOR A PARTICULAR PURPOSE, NOR ANY OTHER EXPRESSED OR IMPLIED WARRANTY EXCEPT AS STATED ABOVE.**

To the extent consistent with applicable law, in no event shall BIOSAFE SYSTEMS or Seller be liable for any incidental, consequential or special damages resulting from the use or handling of this product. **TO THE EXTENT CONSISTENT WITH APPLICABLE LAW, THE EXCLUSIVE REMEDY OF THE USER OR BUYER, AND THE EXCLUSIVE LIABILITY OF BIOSAFE SYSTEMS AND SELLER FOR ANY AND ALL CLAIMS, LOSSES, INJURIES OR DAMAGES (INCLUDING CLAIMS BASED ON BREACH OF WARRANTY, CONTRACT, NEGLIGENCE, TORT, STRICT LIABILITY OR OTHERWISE) RESULTING FROM THE USE OR HANDLING OF THIS PRODUCT, SHALL BE THE RETURN OF THE PURCHASE PRICE OF THE PRODUCT OR, AT THE ELECTION OF BIOSAFE SYSTEMS OR SELLER, THE REPLACEMENT OF THE PRODUCT.**

BIOSAFE SYSTEMS and Seller offer this product, and Buyer and User accept it, subject to the foregoing Conditions of Sale and Limitation of Warranty and Liability, which may not be modified except by written agreement signed by a duly authorized representative of BIOSAFE SYSTEMS.

OPTIONAL LABEL CLAIMS:

- Algaecide
- Fungicide
- Bactericide
- Granular
- Broad Spectrum
- Broad Spectrum Algaecide/Fungicide
- For indoor or outdoor uses.
- Treatment for turf.
- Treats/controls algae, bacteria and fungi, and the conditions that these organisms may cause.
- For the prevention and control of plant pathogens, algae, moss, bacteria, fungi and slime forming algae.
- A treatment for the prevention and suppression / control of turf diseases in lawns, golf course fairways, greens, and tees.
- Professional turf care.
- For use on artificial turf.
- Treats and controls algae growth.
- Suppresses / controls the spread of plant pathogens, bacteria, algae, fungi and slime forming algae on equipment and tools.
- Easy to use.
- Effective moss control.
- Eliminate moss and algae from container-grown plants and trees.