

70299-4

Donna Bishel, Technical Director
Biosafe Systems
22 Meadow Street
East Hartford, CT 06108

SEP 16 2009

Subject: GreenClean Granular
EPA Registration No. 70299-4
Label Amendment
Application Dated: August 3, 2009
Decision # 400327

Dear Donna:


The amendment referred to above, submitted in connection with registration under FIFRA section 3(c)(5), is acceptable provided that you:

1. Submit and/or cite all data required for registration/reregistration of your product under FIFRA section 3(c)(5) when the Agency requires all registrants of similar products to submit such data.
2. Submit three (3) copies of your final printed labeling before you release the product for shipment. Final printed labeling means the label or labeling of the product when distributed or sold. Clearly legible reproductions or photo reductions will be accepted for unusual labels, such as those silk-screened directly onto glass or metal containers or large bags or drum labels.

If these conditions are not complied with, the registration will be subject to cancellation in accordance with FIFRA section 6(b). Your release for shipment of the product bearing the amended labeling constitutes acceptance of these conditions.

If you have any questions contact John Fournier at 703-308-0169 or by email at: fournier.john@epa.gov. A stamped copy of the label is enclosed for your records.

Sincerely,



Linda A. Hollis, Chief
Biochemical Pesticides Branch
Biopesticides and Pollution
Prevention Division (7511P)

CONCURRENCES

SYMBOL	7511P Enclosure	7511P					
SURNAME	Fournier	CHL					
DATE	4 Sept 09	9/9/09					

GreenClean® Granular

MASTER LABEL

Sublabel A: Aquatic and Surface Uses Sublabel B: Residential Uses
--

(Alternate Brand Names: GreenClean® Granular Algaecide, GreenClean Hardscape Treatment)

Active Ingredient:

Sodium Carbonate Peroxyhydrate*42.50%

Other Ingredients:57.50%

Total:.....100.00%

*This product is equivalent to 13.80% Hydrogen Dioxide by weight.

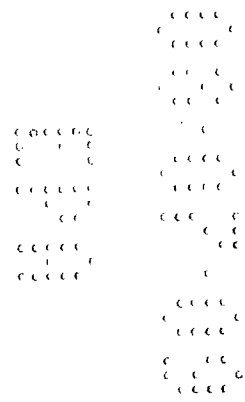
EPA Registration No. 70299-4
EPA Establishment No. 067441-IL-001

Manufactured by:
BioSafe Systems LLC
22 Meadow Street
East Hartford, CT 06108
888-273-3088

ACCEPTED

SEP 16 2009

Under the Federal Insecticide, Fungicide,
and Rodenticide Act, as amended, for
the pesticide registered under
EPA Reg. No. 70299-4



3
25

Sublabel A: Aquatic and Surface Uses

GreenClean® Granular

Active Ingredient:

Sodium Carbonate Peroxyhydrate*42.50%

Other Ingredients:57.50%

Total:..... 100.00%

*This product is equivalent to 13.80% Hydrogen Dioxide by weight.

**KEEP OUT OF REACH OF CHILDREN
DANGER – PELIGRO**

Si usted no entiende la etiqueta, busque a alguien para que se la explique a usted en detalle. (If you do not understand this label, find someone to explain it to you in detail.)

FIRST AID	
If in eyes	<ul style="list-style-type: none"> • Hold eye open and rinse slowly and gently with water for 15 – 20 minutes. • Remove contact lenses, if present, after the first 5 minutes, then continue rinsing eye. • Call a poison control center or doctor for treatment advice.
If on skin or clothing	<ul style="list-style-type: none"> • Take off contaminated clothing. • Rinse skin immediately with plenty of water for 15 – 20 minutes. • Call a poison control center or doctor for treatment advice.
If swallowed	<ul style="list-style-type: none"> • Call poison control center or doctor immediately for treatment advice. • Have person sip a glass of water if able to swallow. • Do not induce vomiting unless told to do so by a poison control center or doctor. • Do not give anything by mouth to an unconscious person.
If inhaled	<ul style="list-style-type: none"> • Move person to fresh air. • If person is not breathing, call 911 or an ambulance, then give artificial respiration, preferably by mouth-to-mouth, if possible. • Call a poison control center or doctor for treatment advice.
HOTLINE NUMBER	
Have the product container or label with you when calling a poison control center or doctor, or going for treatment. You may also contact 1-800-222-1222 for emergency medical treatment information.	
NOTE TO PHYSICIAN	
Probable mucosal damage may contraindicate the use of gastric lavage.	

See (back) (side) panel for additional precautionary statements and directions for use.

EPA Registration No. 70299-4
EPA Establishment No. 72859-TX-001

Manufactured by:
BioSafe Systems LLC
22 Meadow Street
East Hartford, CT 06108
888-273-3088

Net Contents: (2, 8, 20 or 50 lbs)

PRECAUTIONARY STATEMENTS HAZARDS TO HUMAN AND DOMESTIC ANIMALS

DANGER: Corrosive. Causes irreversible eye damage. Do not get in eyes, on skin or on clothing. Wear protective eyewear (goggles, face shield or shielded safety glasses). Harmful if swallowed, inhaled or absorbed through skin. Avoid breathing dust. Wash thoroughly with soap and water immediately after handling. Remove and wash contaminated clothing before reuse.

PERSONAL PROTECTIVE EQUIPMENT (PPE)

Applicators and handlers must wear:

- Coveralls over long-sleeved shirt, long pants
- Chemical resistant footwear plus socks
- Chemical resistant gloves
- Protective eyewear (goggles, face shield or shielded safety glasses)

Follow manufacturer's instructions for cleaning/maintaining PPE. If no such instructions exist for washables, use detergent and hot water. Keep and wash PPE separately from other laundry.

USER SAFETY RECOMMENDATIONS

Users should:

- Wash hands before eating, drinking, chewing gum, using tobacco, or using the toilet.
- Remove clothing/PPE immediately if pesticide gets inside. Then wash thoroughly and put on clean clothing.
- Remove PPE immediately after handling this product. Wash the outside of gloves before removing. As soon as possible, wash thoroughly and change into clean clothing.

ENVIRONMENTAL HAZARDS

This pesticide is toxic to birds. Do not contaminate water when cleaning equipment or disposing of equipment wash water or rinsate. GreenClean Granular is **NOT** intended for use in drinking water. This product is highly toxic to bees and other beneficial insects exposed to direct contact on blooming crops or weeds. Do not apply this product or allow it to drift to blooming crops or weeds while bees are actively visiting the treatment area. Do not apply this product or allow it to drift to crops where beneficial insects are part of an integrated pest management strategy.

PHYSICAL AND CHEMICAL HAZARDS

Strong oxidizing agent. **Corrosive.** Do not bring in contact with other pesticides, cleaners or oxidative agents.

DIRECTIONS FOR USE

It is a violation of Federal law to use this product in a manner inconsistent with its labeling. Do not apply this product in a way that will contact workers or other persons, either directly or through drift. Only protected handlers may be in the area during application. For any requirements specific to your State or Tribe, consult the State or Tribal agency responsible for pesticide regulation.

During amphibian breeding seasons, do not apply near shallow water body margins.

Agricultural Use Requirements

Use this product only in accordance with its labeling and with the Worker Protection Standard, 40 CFR Part 170. This standard contains requirements for the protection of agricultural workers on farms, forests, nurseries and greenhouses, and handlers of agricultural pesticides. It contains requirements for training, decontamination, notification, and emergency assistance. It also contains specific instructions and exceptions pertaining to the statements on this label about personal protective equipment (PPE), and restricted entry intervals (REI). The requirements in this box apply to uses of this product that are covered by the Worker Protection Standard.

For enclosed environments:

There is a restricted entry of one (1) hour for this product when applied via spraying or foaming on hard surfaces in enclosed environments.

PPE requirement for early entry to treated areas (that is permitted under the Worker Protection Standard and that involves contact with anything that has been treated, such as plants, soil or water), is:

- Coveralls
- Waterproof gloves
- Shoes plus socks

There is a restricted entry of zero (0) hours for spreading, broadcasting, spot treatment, injection or other non-spraying or non-foaming application methods when used in enclosed environments.

For water treatment and applications in non-enclosed environments:

Keep unprotected persons out of treated areas until sprays have dried or dusts have settled.

Non-Agricultural Use Requirements

The requirements in this box apply to uses of this product that are **not** within the scope of the Worker Protection Standard for agricultural pesticides (40 CFR Part 170). The WPS applies when this product is used to produce agricultural plants on farms, forests, nurseries or greenhouses.

Keep unprotected persons out of treated areas until sprays have dried or dusts have settled.

Apply GreenClean Granular to any listed water or surface sites. Do not apply this product through any type of irrigation system.

* Application sites include:

Farms, Sod Farms, Aquaculture Production Facilities, Fisheries, Hatcheries, Greenhouses, Nurseries, Golf Courses, Amusement Parks, Water Parks, Aquariums, Zoos, Botanical Gardens, Parks, Recreational Areas, Raceways, Sports Facilities, Business Parks, Residential Developments, Indoor/Interiors, Malls, Hotels, Grocery Stores, Supermarkets, Kennels, Livestock Barns, Livestock Stalls and Holding Pens, Cemeteries, Carwashes, Marinas, Boats, Docks, Garden Centers, Power Washing Non-Painted Surfaces, Water Gardens, Landscapes,

43,560 = acres

APPLICATION RATES (for 2, 8, 20 and 50 lb container sizes)

General Treatment Rates:

	HEAVY ALGAE GROWTH	LOW ALGAE GROWTH / MAINTENANCE
GRANULAR: Lg. Volume	90-500 pounds of GreenClean Granular per million gallons of water*. - or - 30-170 pounds of GreenClean Granular per acre-foot of water*.	9-50 pounds of GreenClean Granular per million gallons of water. - or - 3-17 pounds of GreenClean Granular per acre-foot of water.
For example: Lakes, ponds, lagoons.		
*Multiple containers of GreenClean Granular will be needed.		
GRANULAR: Sm. Volume	3-16 tablespoons of GreenClean Granular per 1000 gallons of water. (16 Tbs. = 1 Cup) (2 Cups = 1 lb.)	1-5 teaspoons of GreenClean Granular per 1000 gallons of water. (3 tsp. = 1 Tbs.)
For example: Indoor or outdoor water gardens, fountains, ornamental waterfalls		

Rates for Treating String Algae:

POND SIZE	CURATIVE RATE
50-gallons	1 Tablespoon
100-gallons	1.5 Tablespoons
500-gallons	0.5 Cup
1,000-gallons	1 Cup
5,000-gallons	5 Cups
10,000-gallons	10 Cups

Note: 1 Lb of GreenClean Granular by weight = 2 Cups in volume

- Application Instructions for Treating String Algae on Ornamental Waterfalls & Streams:**
- Step 1:** Check pH levels before applying GreenClean Granular. GreenClean Granular can raise pH levels up to 1 unit.
 - Step 2:** Apply early in the morning
 - Step 3:** Turn off circulation.
 - Step 4:** Apply GreenClean Granular to affected areas – including waterfalls and streams.
 - Step 5:** Turn circulation back on after 10-20 minutes.

Rates for Treating Green Water Algae:

POND SIZE	HIGH CURATIVE RATE	LOW CURATIVE RATE
50-gallons	1 Tablespoon	0.5 Teaspoon
100-gallons	1.5 Tablespoons	1 Teaspoon
500-gallons	0.5 Cup	1.5 Tablespoons
1,000-gallons	1 Cup	3 Tablespoons
5,000-gallons	5 Cups	1 Cup

10,000-gallons	10 Cups	2 Cups
----------------	---------	--------

Note: 1 Lb of GreenClean Granular by weight = 2 Cups in volume

Application Instructions for Treating Green Water Algae:

Step 1: Check pH levels before applying GreenClean Granular. GreenClean Granular can raise pH levels up to 1 unit.

Step 2: Apply early in the morning

Step 3: Shock with GreenClean Granular at the high curative rate.

Step 4: Treat as needed once per week with GreenClean Granular at the low curative rate in conjunction with water conditioners (such as beneficial bacteria).

Pond Cleaning:

HEAVY GROWTH	LOW GROWTH
4-6 Cups per 1000 Square Feet	2-4 Cups per 1000 Square Feet

Note: 1 Lb of GreenClean Granular by weight = 2 Cups in volume

Application Instructions for Pond Cleaning:

Step 1: Drain pond (remove fish & plants).

Step 2: Apply GreenClean Granular to all surfaces.

Step 3: Rinse with water after 10-20 minutes.

Step 4: Drain pond.

Step 5: Re-fill pond (replace fish & plants after de-chlorinating as appropriate).

GENERAL TREATMENT NOTES

- Treat only a half or a third of any large body of water (such as lakes, ponds, lagoons) at a time.
- Control is most easily achieved when algae are not yet well established. Treat when growth first begins to appear. This is especially important in the prevention of clogged irrigation systems, pumps, filters etc.
- Apply early in the morning under calm, sunny conditions, and when water temperatures are warm. Sunlight and higher temperatures both enhance GreenClean Granular activity; GreenClean Granular will work more slowly in colder water.
- Apply in a manner that will insure even distribution of GreenClean Granular within the treatment area.
- Dense, thick mats of algae throughout the water volume are indicative of heavy algae growth.
- Break up any heavy floating algae mats before or during application.
- Skim any dead algae and organic matter that rises to the water's surface after treatment. Allowing dead organics to sink and decay will provide a food source and additional nutrients that stimulate algae re-growth and further blooms.
- Use GreenClean Granular as an integral part of your water management system. If using in conjunction with other water additives (such as bacteria or enzymes), always apply GreenClean Granular first and wait several hours before adding any other products.
- Re-treat areas if re-growth begins to appear. Allow 48 hours between consecutive treatments.
- Maintain ponds with GreenClean Granular maintenance rates at a frequency appropriate for your environmental conditions.
- In regions where water freezes in the winter, treatment with GreenClean Granular (including skimming) 6-8 weeks before expected freeze will help prevent masses of decaying algae under the ice cover.

- After application, do not allow undiluted granules to remain in an area where humans or animals are exposed. Sweep up or remove undiluted granules. Undiluted granules may also be eliminated by thoroughly hosing down with water.
- Non-target plants will suffer contact burn if undiluted granules are accidentally spilled on them. Do not apply in such a way that the concentrated product comes in contact with grass, ornamentals and other foliage.
- Do not tank mix with aquatic herbicides or algaecides containing copper or bromides. Always apply GreenClean Granular at least one day prior to the application of these products.
- 100 pounds of GreenClean Granular per million gallons of water = 4ppm of sodium.

EFFECTIVENESS FACTORS

- Effects of GreenClean Granular treatment are immediately apparent (bubbling, bleaching/discoloration of algae, floating dead organic matter).
- **GreenClean Granular treatments are successful when contact of the pesticide is made with the algae.**
- Liquid applications will not sink through the water column as readily as a granular application.
- When treating surface mats and blooms, it is possible that GreenClean Granular will not penetrate the water column below the infested area, and a second application is then required for treating any bottom growing algae.
- Apply more frequently during the summer months when water consumption and temperatures are high.

APPLICATION METHODS

SPREADING / BROADCASTING:

Broadcast GreenClean Granular with a mechanical spreader or by gloved hand, directly on the water surface, from shore or from a properly equipped boat.

SPOT TREATMENT:

Apply GreenClean Granular directly over the infested area. Re-treatment is required when heavy growth occurs.

SURFACE TREATMENT


Use GreenClean Granular on all listed non-painted surfaces, to prevent and control algae, moss, liver worts, and slime molds, and the odors and conditions that these organisms cause (such as the breeding grounds for pests such as shore flies and fungus gnats).

APPLICATION RATES

Non-Painted Surface Rates:

HEAVY GROWTH	LOW GROWTH / PREVENTATIVE
4-6 Cups per 1000 Square Feet	2-4 Cups per 1000 Square Feet

Note: 1 Lb of GreenClean Granular by weight = 2 Cups in volume



19
25

APPLICATION RATES

Ground/Surface Rates:

Square Feet	Amount GreenClean Granular	Amount GreenClean Granular
	2-3 lbs. per 1000 sq. ft.	1-2 lbs. per 1000 sq. ft.
2.5	½ - ¾ tsp.	¼ - ½ tsp.
5	1 - 1 ½ tsp.	½ - 1 tsp.
10	2 - 3 tsp.	1 - 2 tsp.
50	3 - 5 tbsp.	5 - 10 tsp.
125	½ - ¾ cup	¼ - ½ cup
250	1 - 1½ cup	½ - 1 cup
500	2 - 3 cups	1 - 2 cups
1000	4 - 6 cups	2 - 4 cups

Note: 1 Lb of GreenClean Granular by weight = 2 Cups in volume

	HEAVY GROWTH	LOW ALGAE GROWTH / MAINTENANCE
GRANULAR:	2-3 pounds of GreenClean Granular per 1000 square feet of area.	1-2 pounds of GreenClean Granular per 1000 square feet of area.
	(1 lb. = 2 cups)	(1 lb. = 2 cups)
	Make granular applications over a wet surface or activate with water immediately following application.	
LIQUID:	<u>Solution Preparation:</u>	
	Due to solubility limitations, it is necessary to use at least 1 gallon of water to fully dissolve each 0.5 pounds of GreenClean Granular.	
	Dissolution of GreenClean Granular in cold water takes approximately 5 minutes.	
	<u>Treatment Rates:</u>	
	Use the same rates as the granular application given above.	
	(For example: To treat a heavy algae infestation on a 1000 square foot area, dissolve 2 pounds of GreenClean Granular in 4 gallons of water – up to 3 pounds of GreenClean Granular in 6 gallons of water).	
FOAM:	<u>Solution Preparation:</u>	
	Follow the Liquid solution preparation instructions above.	
	Add 2.0 - 5.0 fluid ounces of an alkaline-based foam, such as BioSafe Systems "A-k-A-Foam", per gallon of finished solution.	
	<u>Treatment Rates:</u>	
	Use the same rates as the granular/liquid application given above.	

Animal Bedding and Litter Rates for Kennels, Livestock Barns, Cages, Stalls and Holding Pens:

LIQUID:	Solution Preparation: Due to solubility limitations, it is necessary to use at least 1 gallon of water to fully dissolve each 0.5 lbs. of GreenClean Granular.
	Dissolution of GreenClean Granular in cold water takes approximately 5 minutes.
	Treatment Rates: Mix ½ lb of GreenClean Granular in one gallon of clean water. Spray mixed solution over bedding and/or litter to be treated. Repeat as necessary or every other day to control odors.
GRANULAR:	Apply 1 to 2 lbs. of GreenClean Granular over 1000 sq. ft. of area to be treated, then cover with an adequate layer of animal litter or bedding, ensuring even application. Reapply at every bedding and litter change to control odors.
	(1 lb. = 2 cups)

Hardscapes: Brick, Stone, and Landscape Pavers

GRANULAR:	Apply 1 to 2 lbs. of GreenClean Granular over 1000 sq. ft. of area. Broom sweep into cracks between bricks or pavers to prevent the emergence of weeds. Repeat as necessary. Activate GreenClean Granular by thoroughly hosing down treated area with water, ensuring all granules are dissolved.
	(1 lb. = 2 cups)

GENERAL TREATMENT NOTES

- Granular applications are the most effective.
- Control is most easily achieved when growth is not yet well established. Treat when growth first begins to appear.
- Apply in a manner that will insure even distribution of GreenClean Granular within the treatment area.
- Dense, thick mats of algae throughout the water volume are indicative of heavy algae growth.
- GreenClean Granular is water activated. Watering before application is preferred over misting after application because it prevents over watering leading to a reduced effectiveness.
- Use GreenClean Granular in conjunction with ZeroTol® Broad Spectrum Algaecide/Fungicide and TerraCyte® as part of a comprehensive cleanliness/treatment program.
- When applying GreenClean Granular to soil, gravel or other similar media, incorporate the application of GreenClean Granular into the first inch of substrate for optimum effectiveness.
- To maintain clean surfaces, apply GreenClean Granular at maintenance rates every 5-7 days or as needed to control new or established conditions.
- After application, do not allow undiluted granules to remain in an area where humans or animals are exposed. Sweep up or remove undiluted granules. Undiluted granules may also be eliminated by thoroughly hosing down with water.
- Non-target plants will suffer contact burn if undiluted granules are accidentally spilled on them. Do not apply in such a way that the concentrated product comes in contact with grass, ornamentals and other foliage.
- Do not tank mix with aquatic herbicides or algaecides containing copper or bromides. Always apply GreenClean Granular at least one day prior to the application of these products.

APPLICATION METHODS

SPREADING / BROADCASTING:

Broadcast GreenClean Granular with a mechanical spreader or by gloved hand. A lawn spreader or any other applicator that will insure uniform coverage is acceptable.

SPOT TREATMENT:

Apply GreenClean Granular directly over the infested area. Re-treatment is required when heavy growth occurs.

LIQUID:

Make a solution with GreenClean Granular (refer to liquid application rates). Spray this solution on the desired treatment surface. Use liquid application method for surface treatments only. Do not use liquid application method for water treatments.

FOAM:

Make a solution with GreenClean Granular (refer to foam application rates). Spray this solution on the desired treatment surface. Use a foamer, such as the BioSafe BioFoamer, to apply.

STORAGE AND DISPOSAL

Do not contaminate water, food, or feed by storage or disposal.

PESTICIDE STORAGE

Store in original containers in a cool, well-vented area, away from direct sunlight. Do not allow product to become overheated in storage. This may cause increased degradation of the product, which will decrease product effectiveness. In case of spill, flood area with large quantities of water. Do not store in a manner where cross-contamination with other pesticides or fertilizers could occur.

PESTICIDE DISPOSAL

Pesticide wastes may be hazardous. Improper disposal of excess pesticide, spray mixture, or rinsate is a violation of Federal Law. If these wastes cannot be disposed of by use according to label directions, contact your State Pesticide or Environmental Control Agency, or the Hazardous Waste Representative at the nearest EPA Regional Office for guidance.

CONTAINER DISPOSAL


Nonrefillable container. Do not reuse or refill this container. Triple rinse container (or equivalent) promptly after emptying. Triple rinse as follows: Empty the remaining contents into application equipment or a mix tank. Fill the container ¼ full with water and recap. Shake for 10 seconds. Pour rinsate into application equipment or a mix tank or store rinsate for later use or disposal. Drain for 10 seconds after the flow begins to drip. Repeat this procedure two more times. Then offer for recycling if available or puncture and dispose of in a sanitary landfill, or by incineration. Do not burn, unless allowed by state and local ordinances. Batch Code _____

WARRANTY

This material conforms to the description on the label and is reasonably fit for the purposes referred to in the directions for use. To the fullest extent permitted by law, the seller shall not be liable for timing, unfavorable temperatures, water conditions, presence of other materials, method of application, weather, watering practices, nature of soil, disease problem, condition of crop, incompatibility with other chemicals, pre-existing conditions and other conditions influencing the use of this product. Buyer assumes all risks associated with the use, storage, or handling of this material not in strict accordance


Optional Label Claims:

- * Algaecide.
- * For indoor or outdoor uses.
- * For use in water features containing live fish and plants.
- * Eliminates algae and keeps water clear.
- * Get algae-free water with GreenClean Granular.
- * GreenClean Granular works great on ornamental streams and waterfalls.
- * Removes stubborn algae from roofs, walkways, decks, and fountains.
- * Great for pond-less waterfalls.
- * Easy to use.
- * Effective over a wide range of pH conditions.
- * Reduces organic build-up and noxious odors including hydrogen sulfide.
- * Controls algae blooms.
- * Controls odors.
- * Roof and siding cleaner.
- * Kills mold and algae.
- * Easy to use.
- * Kills algae, moss, and mold fast.
- * Removes black stains on roofs quickly.
- * Use near plants and shrubs.
- * 8 lbs. will treat algae and mold stains on the roof and siding of a 2-story house.
- * 8 lbs. makes 32 gallons of solution.
- * 8 lbs. GreenClean Granular covers 16,000 sq. ft. of surface area.
- * Removes mold stains.
- * Does not off-gas.
- * Roofing and siding treatment.



15
25

- * Works on patios, walkways, and other hard surfaces.
- * Kills stubborn algae on outdoor hard surfaces.
- * Treat and prevent algae in ponds, fountains and on patios, walkways, and other hard surfaces.
- * Remove algae from your walkways.
- * Easy application for small areas such as fountains
- * Not harmful to fish when used according to label directions.
- * Scoop provided for quick measuring.
- * Proud to be made in the USA.
- * Try all of BioSafe Systems pond care products.
- * GreenClean Granular is also available in tablet form.
- * Roof and Siding Treatment
- * Moss and Algae Treatment
- * Marine Algae Cleaner
- * Deck and Siding Treatment
- * Algae Treatment
- * Mildew Treatment & Deodorizer
- * Bilge Cleaner and Treatment
- * Hardscape Treatment
- * Fountain Treatment
- * Bedding Treatment
- * Litter Treatment
- * Garbage Can Treatment



16
25

Sublabel B: Residential Uses

GreenClean® Granular

Active Ingredient:

Sodium Carbonate Peroxyhydrate*42.50%

Other Ingredients:57.50%

Total:.....100.00%

*This product is equivalent to 13.80% Hydrogen Dioxide by weight.

**KEEP OUT OF REACH OF CHILDREN
DANGER – PELIGRO**

Si usted no entiende la etiqueta, busque a alguien para que se la explique a usted en detalle. (If you do not understand this label, find someone to explain it to you in detail.)

FIRST AID	
If in eyes	<ul style="list-style-type: none"> • Hold eye open and rinse slowly and gently with water for 15 – 20 minutes. • Remove contact lenses, if present, after the first 5 minutes, then continue rinsing eye. • Call a poison control center or doctor for treatment advice.
If on skin or clothing	<ul style="list-style-type: none"> • Take off contaminated clothing. • Rinse skin immediately with plenty of water for 15 – 20 minutes. • Call a poison control center or doctor for treatment advice.
If swallowed	<ul style="list-style-type: none"> • Call poison control center or doctor immediately for treatment advice. • Have person sip a glass of water if able to swallow. • Do not induce vomiting unless told to do so by a poison control center or doctor. • Do not give anything by mouth to an unconscious person.
If inhaled	<ul style="list-style-type: none"> • Move person to fresh air. • If person is not breathing, call 911 or an ambulance, then give artificial respiration, preferably by mouth-to-mouth, if possible. • Call a poison control center or doctor for treatment advice.
HOTLINE NUMBER	
Have the product container or label with you when calling a poison control center or doctor, or going for treatment. You may also contact 1-800-222-1222 for emergency medical treatment information.	
NOTE TO PHYSICIAN	
Probable mucosal damage may contraindicate the use of gastric lavage.	

See (back) (side) panel for additional precautionary statements and directions for use.

EPA Registration No. 70299-4
EPA Establishment No. 72859-TX-001

Manufactured by:
BioSafe Systems LLC
22 Meadow Street
East Hartford, CT 06108
888-273-3088

Net Contents: (2, 8, 20 or 50 lbs)

17
25

PRECAUTIONARY STATEMENTS HAZARDS TO HUMAN AND DOMESTIC ANIMALS

DANGER: Corrosive. Causes irreversible eye damage. Do not get in eyes, on skin or on clothing. Wear protective eyewear (goggles, face shield or shielded safety glasses). Harmful if swallowed, inhaled or absorbed through skin. Avoid breathing dust. Wash thoroughly with soap and water immediately after handling and before eating, drinking, chewing gum, using tobacco, or using the toilet. Remove and wash contaminated clothing before reuse. When prolonged or repeated contact may occur, use chemically resistant gloves and full body clothing.

ENVIRONMENTAL HAZARDS

This pesticide is toxic to birds. Do not contaminate water when cleaning equipment or disposing of equipment wash water or rinsate. GreenClean Granular is **NOT** intended for use in drinking water.

PHYSICAL AND CHEMICAL HAZARDS

Strong oxidizing agent. **Corrosive.** Mix only with water in accordance with label instructions. Do not bring in contact with other pesticides, cleaners or oxidative agents.

DIRECTIONS FOR USE

It is a violation of Federal law to use this product in a manner inconsistent with its labeling.

During amphibian breeding seasons, do not apply near shallow water body margins.

Corrosive. Causes irreversible eye damage. Wear protective eyewear (goggles, face shield, or safety glasses) and gloves when applying GreenClean Tablets. Wash hands after use.

Apply GreenClean Granular to any listed water and surface sites.

- Application surfaces include:

CONTAINED WATER SURFACES

Ponds, Lakes, Lagoons, Water Gardens, Fish Ponds, Ornamental Pools/Ponds, Ornamental Waterfalls, Fountains, Standing Water, Irrigation Ponds.

GreenClean Granular is **NOT** intended for use in drinking water.

NON-PAINTED SURFACES

Floors, Walkways, Storage Areas, Patios, Decks, Railings, Wood Structures, Roofs, Asphalt Shingles, Siding, Fiberglass, Stairs, Ramps, Ground Cover Mats, Animal Bedding and Litter, Weed Control Mats, Concrete, Brick, Stone, Landscape Pavers, Tiles, Slate, Granite, Statues/Monuments, Outdoor Furniture, Tennis Courts (non-grass), Shorelines, Gravel, Under Benches.

Optional Text for California-Only Label:

FOR TREATMENT OF THE FOLLOWING WATER SURFACES:

CONTAINED WATER SURFACES

Ponds, Lakes, Lagoons, Water Gardens, Fish Ponds, Ornamental Pools/Ponds, Ornamental Waterfalls, Fountains, Standing Water, Irrigation Ponds.

GreenClean Granular is **NOT** intended for use in drinking water.

WATER TREATMENT

Use GreenClean Granular to treat, control, and prevent a broad spectrum of algae. (*Optional Text for California-Only Label:* Use GreenClean Granular to treat, control, and prevent a broad spectrum of planktonic and filamentous blue-green algae.) Effects of treatment are immediately apparent (bubbling, bleaching/discoloration of algae, floating of dead organic matter). Waters treated with GreenClean Granular are permissible to be used without interruption.

DETERMINING WATER VOLUME

Measure length (L), width (W), and average depth (D) in feet (ft) or meters (m) and calculate volume using one of the following formulas:

Square/Rectangular:

$L(ft) \times W(ft) \times D(ft) \times 7.5 = \text{Gallons}$

$L(m) \times W(m) \times D(m) \times 1000 = \text{Liters}$

Circular/Elliptical:

$L(ft) \times W(ft) \times D(ft) \times 5.9 = \text{Gallons}$

$L(m) \times W(m) \times D(m) \times 786 = \text{Liters}$

1 acre-foot of water =

- water measuring 208.7 ft long x 208.7 ft wide x 1 ft deep
- 43,560 cubic feet
- 325,851 gallons
- 2,780,000 pounds

$$\frac{\text{Avg. Length (ft)} \times \text{Avg. Width (ft)} \times \text{Avg. Depth (ft)}}{43,560} = \text{acre-feet of water}$$

$$\frac{\text{Avg. Length (ft)} \times \text{Avg. Width (ft)}}{43,560} = \text{acres}$$

APPLICATION RATES

(for 2, 8, 20 and 50 lb container sizes)

General Treatment Rates:

	HEAVY ALGAE GROWTH	LOW ALGAE GROWTH / MAINTENANCE
GRANULAR: Sm. Volume	3-16 Tablespoons of GreenClean Granular per 1000 gallons of water. (16 Tbs. = 1 Cup) (2 Cups = 1 lb.)	1-5 teaspoons of GreenClean Granular per 1000 gallons of water. (3 tsp. = 1 Tbs.)
For example: Backyard water gardens, ornamental ponds, ornamental waterfalls		
GRANULAR: Lg. Volume	90-500 pounds of GreenClean Granular per million gallons of water*. - or - 30-170 pounds of GreenClean	9-50 pounds of GreenClean Granular per million gallons of water. - or - 3-17 pounds of GreenClean Granular per

19
25

Granular per acre-foot of water*	acre-foot of water.
For example: Larger residential lakes, ponds, water gardens	
*Multiple containers of GreenClean Granular will be needed.	

Rates for Treating String Algae:

POND SIZE	CURATIVE RATE
50-gallons	1 Tablespoon
100-gallons	1.5 Tablespoons
500-gallons	0.5 Cup
1,000-gallons	1 Cup
5,000-gallons	5 Cups
10,000-gallons	10 Cups

Note: 1 Lb of GreenClean Granular by weight = 2 Cups in volume

Application Instructions for Treating String Algae on Ornamental Waterfalls & Streams:

- Step 1:** Check pH levels before applying GreenClean Granular. GreenClean Granular can raise pH levels up to 1 unit.
- Step 2:** Apply early in the morning
- Step 3:** Turn off circulation.
- Step 4:** Apply GreenClean Granular to affected areas – including waterfalls and streams.
- Step 5:** Turn circulation back on after 10-20 minutes.

Rates for Treating Green Water Algae:

POND SIZE	HIGH CURATIVE RATE	LOW CURATIVE RATE
50-gallons	1 Tablespoon	0.5 Teaspoon
100-gallons	1.5 Tablespoons	1 Teaspoon
500-gallons	0.5 Cup	1.5 Tablespoons
1,000-gallons	1 Cup	3 Tablespoons
5,000-gallons	5 Cups	1 Cup
10,000-gallons	10 Cups	2 Cups

Note: 1 Lb of GreenClean Granular by weight = 2 Cups in volume

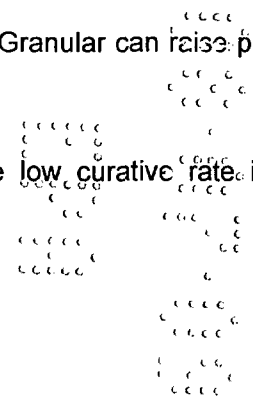
Application Instructions for Treating Green Water Algae:

- Step 1:** Check pH levels before applying GreenClean Granular. GreenClean Granular can raise pH levels up to 1 unit.
- Step 2:** Apply early in the morning
- Step 3:** Shock with GreenClean Granular at the high curative rate.
- Step 4:** Treat as needed once per week with GreenClean Granular at the low curative rate in conjunction with water conditioners (such as beneficial bacteria).

Pond Cleaning:

HEAVY GROWTH	LOW GROWTH
4-6 Cups per 1000 Square Feet	2-4 Cups per 1000 Square Feet

Note: 1 Lb of GreenClean Granular by weight = 2 Cups in volume



- Step 1:** Drain pond (remove fish & plants).
- Step 2:** Apply GreenClean Granular to all surfaces.
- Step 3:** Rinse with water after 10-20 minutes.
- Step 4:** Drain pond.
- Step 5:** Re-fill pond (replace fish & plants after de-chlorinating as appropriate).

GENERAL TREATMENT NOTES

- Treat only a half or a third of any large body of water (lakes, ponds, lagoons) at a time.
- Control is most easily achieved when algae are not yet well established. Treat when growth first begins to appear.
- Dense, thick mats of algae throughout the water volume are indicative of heavy algae growth.
- Apply early in the morning under calm, sunny conditions, and when water temperatures are warm. Sunlight and higher temperatures both enhance GreenClean Granular activity; GreenClean Granular will work more slowly in colder water.
- Skim any dead algae and organic matter that rises to the water's surface after treatment. Allowing dead organics to sink and decay will provide a food source and additional nutrients that stimulate algae re-growth and further blooms.
- If using in conjunction with other water additives (such as bacteria or enzymes), always apply GreenClean Granular first and wait several hours before adding any other products.
- Re-treat areas if re-growth begins to appear. Allow 48 hours between consecutive treatments.
- Maintain ponds with GreenClean Granular maintenance rates at a frequency appropriate for your environmental conditions.
- After application, do not allow undiluted granules to remain in an area where humans or animals are exposed. Sweep up or remove undiluted granules. Undiluted granules may also be eliminated by thoroughly hosing down with water.
- Non-target plants will suffer contact burn if undiluted granules are accidentally spilled on them. Do not apply in such a way that the concentrated product comes in contact with grass, ornamentals and other foliage.
- *(Optional Text for California-Only Label: Never apply at higher than the application rates indicated under the Directions for Use, as desirable plants could be potentially harmed.)*
- Do not tank mix with aquatic herbicides or algaecides containing copper or bromides. Always apply GreenClean Granular at least one day prior to the application of these products.

EFFECTIVENESS FACTORS

- Effects of GreenClean Granular treatment are immediately apparent (bubbling, bleaching/dicoloration of algae, floating dead organic matter).
- **GreenClean Granular treatments are successful when contact of the pesticide is made with the algae.**
- Liquid applications will not sink through the water column as readily as a granular application.
- When treating surface mats and blooms, it is possible that GreenClean Granular will not penetrate the water column below the infested area, and a second application is then required for treating any bottom growing algae.
- Apply more frequently during the summer months when water consumption and temperatures are high.

APPLICATION METHODS

SPREADING / BROADCASTING:

21
25

Broadcast GreenClean Granular with a mechanical spreader or by gloved hand, directly on the water surface, from shore or from a properly equipped boat. A hand spreader or any other applicator that will insure uniform coverage is acceptable.

SPOT TREATMENT:

Apply GreenClean Granular directly over the infested area. Re-treatment is required when heavy growth occurs.

SURFACE TREATMENT

Use GreenClean Granular on all listed non-painted surfaces, to prevent and control algae, moss, and slime molds, and the odors and conditions that these organisms cause.

APPLICATION RATES

Non-Painted Surface Rates:

HEAVY GROWTH	LOW GROWTH / PREVENTATIVE
4-6 Cups per 1000 Square Feet	2-4 Cups per 1000 Square Feet

Note: 1 Lb of GreenClean Granular by weight = 2 Cups in volume

APPLICATION RATES

Ground/Surface Rates:

Square Feet	Amount GreenClean Granular	Amount GreenClean Granular
	2-3 lbs. per 1000 sq. ft.	1-2 lbs. per 1000 sq. ft.
2.5	½ - ¾ tsp.	¼ - ½ tsp.
5	1 - 1 ½ tsp.	½ - 1 tsp.
10	2 - 3 tsp.	1 - 2 tsp.
50	3 - 5 tbsp.	5 - 10 tsp.
125	½ - ¾ cup	¼ - ½ cup
250	1 - 1 ½ cup	½ - 1 cup
500	2 - 3 cups	1 - 2 cups
1000	4 - 6 cups	2 - 4 cups

Note: 1 Lb of GreenClean Granular by weight = 2 Cups in volume

	HEAVY GROWTH	LOW GROWTH / MAINTENANCE
GRANULAR:	2-3 pounds of GreenClean Granular per 1000 square feet of area.	1-2 pounds of GreenClean Granular per 1000 square feet of area.
	Make granular applications over a wet surface or activate with water immediately following application.	
LIQUID:	Solution Preparation:	

	Due to solubility limitations, it is necessary to use at least 1 gallon of water to fully dissolve each 0.5 pounds of GreenClean Granular.
	Dissolution of GreenClean Granular in cold water takes approximately 5 minutes.
	Treatment Rates:
	Use the same rates as the granular application given above.
	(For example: to treat a heavy algae infestation on a 1000 square foot area, dissolve 2 pounds of GreenClean Granular in 4 gallons of water – up to 3 pounds of GreenClean Granular in 6 gallons of water).

Animal Bedding and Litter Rates for Kennels, Livestock Barns, Cages, Stalls and Holding Pens:

LIQUID:	Solution Preparation: Due to solubility limitations, it is necessary to use at least 1 gallon of water to fully dissolve each 0.5 lbs of GreenClean Granular.
	Dissolution of GreenClean Granular in cold water takes approximately 5 minutes.
	Treatment Rates: Mix ½ lb of GreenClean Granular in one gallon of clean water. Spray mixed solution over bedding and/or litter to be treated. Repeat as necessary or every other day.
GRANULAR:	Apply 1 to 2 lbs. of GreenClean Granular over 1000 sq. ft. of area to be treated, then cover with an adequate layer of animal litter or bedding, ensuring even application. Repeat as necessary or every other day to control odors.
	(1 lb. = 2 cups)

Hardscapes: Brick, Stone, and Landscape Pavers

GRANULAR:	Apply 1 to 2 lbs. of GreenClean Granular over 1000 sq. ft. of area. Broom sweep into cracks between bricks or pavers to prevent the emergence of weeds. Repeat as necessary. Activate GreenClean Granular by thoroughly hosing down treated area with water, ensuring all granules are dissolved.
	(1 lb. = 2 cups)

GENERAL TREATMENT NOTES

- Granular applications are the most effective.
- Control is most easily achieved when growth is not yet well established. Treat when growth first begins to appear.
- Dense, thick mats of algae throughout the water volume are indicative of heavy algae growth.
- GreenClean Granular is water activated. Watering before application is preferred over misting after application because it prevents over watering leading to a reduced effectiveness.
- When applying GreenClean Granular to soil, gravel or other similar media, incorporate the application of GreenClean Granular into the first inch of substrate for optimum effectiveness.
- To maintain clean surfaces, apply GreenClean Granular at maintenance rates every 5-7 days or as needed to control new or established conditions.
- After application, do not allow undiluted granules to remain in an area where humans or animals are exposed. Sweep up or remove undiluted granules. Undiluted granules may also be eliminated by thoroughly hosing down with water.
- Non-target plants will suffer contact burn if undiluted granules are accidentally spilled on them. Do not apply in such a way that the concentrated product comes in contact with grass, ornamentals and other foliage.

23
25

- Do not tank mix with aquatic herbicides or algaecides containing copper or bromides. Always apply GreenClean Granular at least one day prior to the application of these products.

APPLICATION METHODS

SPREADING / BROADCASTING:

Broadcast GreenClean Granular with a mechanical spreader or by hand. A lawn spreader or any other applicator that will insure uniform coverage is acceptable.

SPOT TREATMENT:

Apply GreenClean Granular directly over the infested area. Re-treatment is required when heavy growth occurs.

LIQUID:

Make a solution with GreenClean Granular (refer to liquid application rates). Spray this solution on the desired treatment surface. Use liquid application method for surface treatments only. Do not use liquid application method for water treatments.


STORAGE AND DISPOSAL
Do not contaminate water, food, or feed by storage or disposal.

PESTICIDE STORAGE
Store in original containers in a cool, well-vented area, away from direct sunlight. Do not allow product to become overheated in storage. This may cause increased degradation of the product, which will decrease product effectiveness. In case of spill, flood area with large quantities of water. Do not store in a manner where cross-contamination with other pesticides or fertilizers could occur.

PESTICIDE DISPOSAL AND CONTAINER HANDLING
If empty – Nonrefillable container. Do not reuse or refill this container. Place in trash or offer for recycling if available. Batch Code _____
If partly filled – Call your local solid waste agency or 1-800-CLEANUP for disposal instructions. Never place unused product down any indoor or outdoor drain.

WARRANTY

This material conforms to the description on the label and is reasonably fit for the purposes referred to in the directions for use. To the fullest extent permitted by law, the seller shall not be liable for timing, unfavorable temperatures, water conditions, presence of other materials, method of application, weather, watering practices, nature of soil, disease problem, condition of crop, incompatibility with other chemicals, pre-existing conditions and other conditions influencing the use of this product. Buyer assumes all risks associated with the use, storage, or handling of this material not in strict accordance with directions given herewith. **NO OTHER EXPRESS OR IMPLIED WARRANTY OF FITNESS OR MERCHANTABILITY IS MADE.**



Optional Label Claims:

- * Algaecide.
- * For indoor or outdoor uses.
- * For use in water features containing live fish and plants.
- * Eliminates algae and keeps water clear.
- * Get algae-free water with GreenClean Granular.
- * GreenClean Granular works great on ornamental streams and waterfalls.
- * Removes stubborn algae from roofs, walkways, decks, and fountains.
- * Great for pond-less waterfalls.
- * Easy to use.
- * Effective over a wide range of pH conditions.
- * Reduces organic build-up and noxious odors including hydrogen sulfide.
- * Controls algae blooms.
- * Controls odors.
- * Roof and siding cleaner.
- * Kills mold and algae.
- * Easy to use.
- * Kills algae, moss, and mold fast.
- * Removes black stains on roofs quickly.
- * Use near plants and shrubs.
- * 8 lbs. will treat algae and mold stains on the roof and siding of a 2-story house.
- * 8 lbs. makes 32 gallons of solution.
- * 8 lbs. GreenClean Granular covers 16,000 sq. ft. of surface area.

25
25

- * Removes mold stains.
- * Does not off-gas.
- * Roofing and siding treatment.
- * Works on patios, walkways, and other hard surfaces.
- * Kills stubborn algae on outdoor hard surfaces.
- * Treat and prevent algae in ponds, fountains and on patios, walkways, and other hard surfaces.
- * Remove algae from your walkways.
- * Easy application for small areas such as fountains.
- * Not harmful to fish when used according to label directions.
- * Scoop provided for quick measuring.
- * Proud to be made in the USA.
- * Try all of BioSafe Systems pond care products.
- * GreenClean Granular is also available in tablet form.
- * Roof and Siding Treatment
- * Moss and Algae Treatment
- * Marine Algae Cleaner
- * Deck and Siding Treatment
- * Algae Treatment
- * Mildew Treatment & Deodorizer
- * Bilge Cleaner and Treatment
- * Hardscape Treatment
- * Fountain Treatment
- * Bedding Treatment
- * Litter Treatment
- * Garbage Can Treatment

