

70299-3

5/20/2009

1 of 19



UNITED STATES ENVIRONMENTAL PROTECTION AGENCY
Washington, D.C. 20460

May 20, 2009

OFFICE OF
PREVENTION, PESTICIDES
AND TOXIC SUBSTANCES

Donna Bishel, Technical Director
BioSafe System
22 Meadow St.
East Hartford, CT 06108

RE: Product Name: Terra Cyte
EPA Reg. No: 70299-3
Application for Label Notification Dated March 10, 2009 and Revised Label dated
May 5, 2009 to Update Storage and Disposal Language per PR Notice 2007-4

Dear Ms. Bishel:

The Biopesticides and Pollution Prevention Division is in receipt of your application for Notification under Pesticide Registration (PR) Notice 98-10 dated above. A preliminary screen of this request has been conducted for its applicability under PR Notice 98-10 and it has been determined that the action(s) requested falls within the scope of PR Notice 98-10. Our records have been duly noted, and the label submitted with this application has been stamped "Notification, received and reviewed" and will be placed accordingly in our records.

For any question you may have concerning this action, please contact Ms. Diana Hudson at (703) 308-8713 or email at HUDSON.DIANA@EPA.GOV.

Sincerely,

Linda Hollis

Linda Hollis, Chief
Biochemical Pesticides Branch
Biopesticides and Pollution Prevention
Division (7511P)

M-91

2 of 19



United States
Environmental Protection Agency
 Washington, DC 20460

<input type="checkbox"/>	Registration
<input type="checkbox"/>	Amendment
<input checked="" type="checkbox"/>	Other

OPP Identifier Number

Application for Pesticide - Section I

1. Company/Product Number 70299-3	2. EPA Product Manager Linda Hollis	3. Proposed Classification <input checked="" type="checkbox"/> None <input type="checkbox"/> Restricted
4. Company/Product (Name) TerraCyte	PM# 91/BPPD	
5. Name and Address of Applicant (Include ZIP Code) BioSafe Systems 22 Meadow Street East Hartford, CT 06108 <input type="checkbox"/> Check if this is a new address	6. Expedited Review. In accordance with FIFRA Section 3(c)(3) (b)(i), my product is similar or identical in composition and labeling to: EPA Reg. No. _____ Product Name _____	

NOTIFICATION

Section - II

<input type="checkbox"/> Amendment - Explain below.	<input type="checkbox"/> Final printed labels in response to Agency letter dated _____	Date Reviewed: <u>5-20-09</u>
<input type="checkbox"/> Resubmission in response to Agency letter dated _____	<input type="checkbox"/> "Me Too" Application	Reviewed By: <u>D. Hudson</u>
<input type="checkbox"/> Notification - Explain below.	<input type="checkbox"/> Other - Explain below.	MAY 20 2009

Explanation: Use additional page(s) if necessary. (For section I and Section II.)

Notification of label change relative to PR Notice 2007-1, 2007-4. This notification is consistent with the guidance in PR Notice 2007-1, 2007-4 and the requirements of EPA's regulations at 40 CFR 156.10, 156.140, 156.144, 156.146, and 156.156 and no other changes have been made to the labeling or confidential statement of formula for this product. I understand that it is a violation of 18 U.S.C. Sec. 1001 to willfully make any false statement to EPA. I further understand that if this notification is not consistent with the terms of PRN Notice 2007-1, and 2007-4, and the requirements of 40 CFR 156.10, 156.140, 156.144, 156.146, and 156.156, this product may be in violation of FIFRA and may be subject to enforcement action and penalties under sections 12 and 14 of FIFRA.

Section - III

1. Material This Product Will Be Packaged In:				2. Type of Container	
Child-Resistant Packaging <input type="checkbox"/> Yes <input checked="" type="checkbox"/> No	Unit Packaging <input type="checkbox"/> Yes <input checked="" type="checkbox"/> No	Water Soluble Packaging <input type="checkbox"/> Yes <input checked="" type="checkbox"/> No		<input checked="" type="checkbox"/> Metal	<input type="checkbox"/> Plastic
				<input type="checkbox"/> Glass	<input type="checkbox"/> Paper
* Certification must be submitted		If "Yes" Unit Packaging wgt.	No. per container	Other (Specify) _____	
		If "Yes" Package wgt	No. per container		
3. Location of Net Contents Information <input checked="" type="checkbox"/> Label <input type="checkbox"/> Container		4. Size(s) Retail Container 13,50 lb. containers		5. Location of Label Directions <input checked="" type="checkbox"/> on container label	
6. Manner in Which Label is Affixed to Product <input checked="" type="checkbox"/> Lithograph <input type="checkbox"/> Paper glued <input type="checkbox"/> Stenciled			<input type="checkbox"/> Other _____		

Section - IV

1. Contact Point (Complete items directly below for identification of individual to be contacted, if necessary, to process this application.)		
Name Donna Bishel / dbishel@biosafesystems.com	Title Technical Director	Telephone No. (Include Area Code) (410) 878-7700
<p align="center">Certification</p> <p>I certify that the statements I have made on this form and all attachments thereto are true, accurate and complete. I acknowledge that any knowingly false or misleading statement may be punishable by fine or imprisonment or both under applicable law.</p>		6. Date Application Received (Stamped)
2. Signature 	3. Title Technical Director	
4. Typed Name Donna Bishel / dbishel@biosafesystems.com	5. Date March 10, 2009	

30619



22 Meadow Street
East Hartford, CT 06108
Phone: 860.290.8890
Fax: 860.290.8802
E-mail: info@biosafesystems.com
Web: biosafesystems.com

March 10, 2009

Linda Hollis
Chief, Biochemical Pesticides Branch
Biopesticides and Pollution Prevention Division (7511P)
Office of Pesticide Programs, EPA
One Potomac Yard
2777 South Crystal Drive
Arlington, VA 22202

**RE: TerraCyte
EPA Registration No. 70299-3**

**Notification to Update Storage and Disposal instructions per PR Notices 2007-1,
and 2007-4.**

Dear Ms. Hollis:

Enclosed with this letter you will find the following in support of a notification to revise Storage and Disposal Instructions for the above-mentioned product:

- 1) Notification form;
- 2) One (1) copy of the revised label with all changes highlighted in redline.
- 3) Three (3) clean copies of the label.

As you will note, this amendment is to enact the following:

- a. Page 7 of 14 of the Master Label – Revision of Storage and Disposal statements per PR Notice 2007-4.
- b. Page 13 of 14 of the Master Label – Revision of Storage and Disposal statements per PR Notice 2007-1, 2007-4.

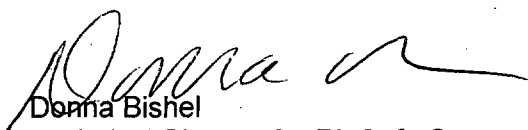
.....
.....
.....
.....
.....
.....
.....
.....

All of these changes are:

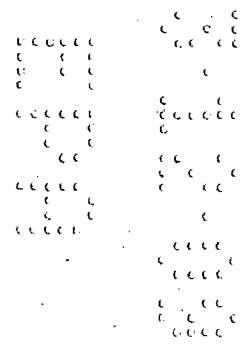
- a. Consistent with PR Notice 98-10 and 40 CFR Part 156; and
- b. Involve no change in the ingredients statement, signal word, use classification, precautionary statements, First Aid, physical/ chemical/ biological properties, storage and disposal, or directions for use advisory and mandatory language.

Please contact me directly if you have any questions or comments.

Sincerely,



Donna Bishel
Technical Director for BioSafe Systems
Direct dial (410) 878-7700; email dbishel@biosafesystems.com



5 of 19

NOTIFICATION

Date Reviewed: 5-20-09

Reviewed By: D. Hudson

TerraCyte™

MASTER LABEL

Sublabel A: Agriculture, Horticulture, and Commercial
Sublabel B: Residential

Alternate Brand Name(s): "TerraCyte™ Broad Spectrum Algaecide/Fungicide"

Active Ingredient:

Sodium Carbonate Peroxyhydrate*34.00%

Other Ingredients:66.00%

Total:100.00%

*Contains 27.60% Hydrogen Dioxide by weight.

EPA Registration No. 70299-3

EPA Establishment No. 68660-TX-001

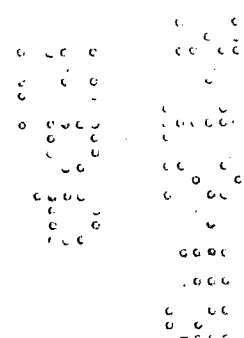
Manufactured by:

BioSafe Systems

22 Meadow Street

East Hartford, CT 06108

(888) 273-3088



TerraCyte™; EPA Reg. No. 70299-3
Notification

REDLINE VERSION - MASTER LABEL version (21) dated March 10, 2009

Page 1 of 15

Sublabel A: Agriculture, Horticulture, and Commercial

TerraCyte™

- * Algaecide
- * Granular Algaecide/Fungicide (for Ornamental Plants and Turf).
- * A treatment for the prevention and control of horticultural diseases in or around commercial greenhouses, garden centers, terrestrial landscapes, nurseries, interiorscapes and golf courses.
- * For indoor and outdoor horticultural, agricultural and commercial uses.

Active Ingredient:
 Sodium Carbonate Peroxyhydrate* 34.00%
Other Ingredients: 66.00%
Total: 100.00%
 *Contains 27.60% Hydrogen Dioxide by weight.

**KEEP OUT OF REACH OF CHILDREN
 DANGER – PELIGRO**

Si usted no entiende la etiqueta, busque a alguien para que se la explique a usted en detalle. (If you do not understand this label, find someone to explain it to you in detail.)

FIRST AID	
If in eyes	<ul style="list-style-type: none"> • Hold eye open and rinse slowly and gently with water for 15 – 20 minutes. • Remove contact lenses, if present, after the first 5 minutes, then continue rinsing eye. • Call a poison control center or doctor for treatment advice.
If on skin or clothing	<ul style="list-style-type: none"> • Take off contaminated clothing. • Rinse skin immediately with plenty of water for 15 – 20 minutes. • Call a poison control center or doctor for treatment advice.
If swallowed	<ul style="list-style-type: none"> • Call poison control center or doctor immediately for treatment advice. • Have person sip a glass of water if able to swallow. • Do not induce vomiting unless told to do so by the poison control center or doctor. • Do not give anything by mouth to an unconscious person.
If inhaled	<ul style="list-style-type: none"> • Move person to fresh air. • If person is not breathing, call 911 or an ambulance, then give artificial respiration, preferably by mouth-to-mouth, if possible. • Call a poison control center or doctor for treatment advice.
Have the product container or label with you when calling a poison control center or doctor, or going for treatment. You may also contact 1-800-222-1222 for emergency medical treatment information.	
NOTE TO PHYSICIAN	
Probable mucosal damage may contraindicate the use of gastric lavage.	

EPA Registration No. 70299-3
 EPA Establishment No. 68660-TX-001

Batch Code _____

Manufactured by: BioSafe Systems
 22 Meadow Street
 East Hartford, CT 06108
 (888) 273-3088

PRECAUTIONARY STATEMENTS

HAZARDS TO HUMAN AND DOMESTIC ANIMALS – DANGER: Corrosive: Causes irreversible eye damage. Harmful if swallowed, inhaled or absorbed through skin. Do not get in eyes, on skin or on clothing. Remove and wash contaminated clothing before reuse.

PERSONAL PROTECTIVE EQUIPMENT (PPE): When handling, wear protective eyewear (goggles or face shield) and chemical resistant gloves. Applicators and handlers must wear coveralls over long-sleeved shirt, long pants, and chemical resistant footwear plus socks. Follow manufacturer's instructions for cleaning/maintaining PPE. If no such instructions exist for washables, use detergent and hot water. Keep and wash PPE separately from other laundry.

USER SAFETY RECOMMENDATIONS: Users should wash hands before eating, drinking, chewing gum, using tobacco or using the toilet. Users should remove clothing/PPE immediately if pesticide gets inside. Then wash thoroughly and put on clean clothing. Users should remove PPE immediately after handling this product. Wash the outside of gloves before removing. As soon as possible, wash thoroughly and change into clean clothing.

ENVIRONMENTAL HAZARDS: This pesticide is toxic to birds. Do not contaminate water when disposing of equipment washwaters and rinsate. Do not apply to treated, finished drinking water reservoirs or drinking water receptacles. This product is highly toxic to bees and other beneficial insects exposed to direct contact on blooming crops or weeds. Do not apply this product or allow it to drift to blooming crops or weeds while bees are actively visiting the treatment area. Do not apply this product or allow it to drift to crops where beneficials are part of an integrated pest management strategy.

PHYSICAL AND CHEMICAL HAZARDS: Strong oxidizing agent. **Corrosive.** Do not bring in contact with other pesticides, cleaners or oxidative agents.

DIRECTIONS FOR USE

It is a violation of Federal law to use this product in a manner inconsistent with its labeling. For any requirements specific to your State or Tribe, consult the state or tribal agency responsible for pesticide regulation. Do not apply this product in a way that will contact workers or other persons, either directly or through drift. Only protected handlers may be in the area during application.

Agricultural Use Requirements

Use this product only in accordance with its labeling and with the Worker Protection Standard, 40 CFR Part 170. This standard contains requirements for the protection of agricultural workers on farms, forests, nurseries and greenhouses, and handlers of agricultural pesticides. It contains requirements for training, decontamination, notification, and emergency assistance. It also contains specific instructions and exceptions pertaining to the statements on this label about personal protective equipment (PPE), notification to workers, and restricted entry intervals (REI). The requirements in this box apply to uses of this product that are covered by the Worker Protection Standard.

Do not enter or allow worker entry into treated areas during the restricted entry interval (REI) of 4 hours.

PPE requirement for early entry to treated areas that is permitted under the Worker Protection Standard and that involves contact with anything that has been treated, such as plants, soil or water, is coveralls, waterproof gloves and shoes plus socks.

Non-Agricultural Use Requirements

The requirements in this box apply to uses of this product that are not within the scope of the Worker Protection Standard for agricultural pesticides (40 CFR Part 170). The WPS applies when this product is used to produce agricultural plants on farms, forests, nurseries or greenhouses.

Keep unprotected persons out of treated areas until dusts have settled and activating water sprays have dried.

Application Directions

Treats, controls and prevents algae, bacteria, fungi and moss on ornamental plants and turf. Organisms controlled include Algae, Moss, Liver Worts, Slime Molds and their spores.

For use in greenhouses, storage areas and nursery yards:

Spread TerraCyte on walkways, under benches, on gravel and dirt floors, weed control mats and hard surfaces to prevent and control algae, bacteria, fungi, moss, slime molds, and the odors and conditions that these organisms can cause.

TerraCyte is activated by moisture, so applications must either be made over wet surfaces or must be watered immediately after spreading. To treat areas that are already heavily contaminated with algae, slime molds and scum, apply 4 lbs. of TerraCyte per 1,000 square feet. Make subsequent preventative treatments by applying 2 - 4 lbs. of TerraCyte per 1,000 square feet. Repeat applications every 5 to 7 days to control new or established conditions. Optimum treatment time is early morning or late afternoon. If applied to a dry surface, activate TerraCyte with water immediately following application.

Apply TerraCyte using a lawn spreader that will ensure uniform coverage. Calibrate spreaders for accurate output. The following settings are approximations for calibration for specific makes of spreaders.

Table 1 - Spreader Calibration Settings

Make of Spreader	Rate per 1,000 sq. ft.	Spreader Settings	Spreader Width
CYCLONE	2 lbs.	4	6 ½ feet
	4 lbs.	6	6 ½ feet
SCOTTS	2 lbs.	4	20 inches
	4 lbs.	7	20 inches
LESCO Rotary	2 lbs.	*6	6 ½ feet
	4 lbs.	*8	6 ½ feet

* LESCO Calibration Gauge

For use on soil surfaces containing growing plants:

Apply TerraCyte to soil surfaces for the prevention and control Algae, Moss, Liver Worts, Slime Molds and their spores. Use on containers, benches, and planters for ornamental plants.

- **Plant beds and bench areas** - TerraCyte is activated by moisture. Applications must be made over wet surfaces. Thoroughly water soil surface to be treated.

For heavily contaminated beds or benches, distribute 15 lbs. uniformly over 1,000 square feet of bed or bench area.

For follow-up or preventative applications, apply 5 lbs. of TerraCyte per 1,000 square feet on a weekly to bi-weekly basis.

- **Mature Potted plants** - TerraCyte is activated by moisture. Applications must be made over wet surfaces. Thoroughly water soil surface to be treated.

For curative applications, evenly distribute .08 oz. or 1/3 teaspoon of TerraCyte over the surface of 8-inch pots; 0.13 oz or 1/2 teaspoon of TerraCyte over the surface of 10-inch pots.

For follow-up and preventative applications, evenly distribute 0.026 oz. or 1/8 teaspoon of TerraCyte over the surface of 8-inch pots; 0.04 oz. or 1/6 teaspoon of TerraCyte over the surface of 10-inch pots. Repeat on a bi-weekly basis.

- **Seedlings or recent transplants** – First test the plants for sensitivity to TerraCyte. TerraCyte increases soil pH by 0.5 pH unit. TerraCyte is activated by moisture. Applications must be made over wet surfaces. Thoroughly water soil surface to be treated.

For curative applications, evenly distribute 10 – 15 lbs. TerraCyte over 1,000 square feet (1/2 to 1 teaspoon per square foot). Rinse TerraCyte granules thoroughly from foliage.

For follow-up and preventative applications, evenly distribute 5 lbs. of TerraCyte per 1,000 square feet (1/8 teaspoon per square foot). Rinse TerraCyte granules thoroughly from foliage. Repeat on a weekly to bi-weekly basis.

For use on turf grasses and lawns:

ALGAE, MOSS AND SLIME MOLD TREATMENT:

Apply TerraCyte to **well-established** lawns, golf course fairways, greens and tees for the prevention and control of Algae, Moss, Slime Molds and their spores. TerraCyte is activated by moisture and must be watered in after application.

The best time to apply TerraCyte for curative applications is either the spring or fall when temperatures are 50°F or above. Apply TerraCyte to well-established lawns, golf course fairways, greens, and tees at a rate of 8 pounds per 1,000 square feet. When using a drop spreader, uniform coverage is essential for best results (see Tables 3, 4, and 5 for spreader settings). Take caution to avoid overlap. If applying on greens, always open up the spreader off of the green and on the collar.

Activate TerraCyte with water immediately following application (see Table 2). Water to specified amount, or for at least 10 minutes.

Make subsequent applications by applying 2 - 4 pounds of TerraCyte per 1,000 square feet. Repeat applications as needed. Apply TerraCyte on consecutive days. The optimum application time is early morning or late afternoon.

During summer months, use TerraCyte for spot treatments. Spoon-feed TerraCyte on infected areas.

TURF DISEASE TREATMENT:

Apply TerraCyte to **well-established** lawns, golf course fairways, greens and tees for the prevention and control of Snow Mold, Brown Patch, Summer Patch, Fairy Ring, Dollar Spot, Pythium, and Phytophthora. TerraCyte is activated by moisture and must be watered in after application.

The best time to apply TerraCyte for curative applications is when temperatures are 50°F or above. Apply TerraCyte to well-established lawns, golf course fairways, greens and tees at a rate of 8 pounds per 1,000 square feet. When using a drop spreader, uniform coverage is essential for best results (see Tables 3, 4, and 5 for spreader settings). Avoid overlap when applying product to turf. If applying on greens, always open up the spreader off of the green and on the collar.

Activate TerraCyte with water immediately following application (see Table 2). Water to specified amount, or for at least 10 minutes.

When making subsequent applications, apply 2 - 4 pounds of TerraCyte per 1,000 square feet. Repeat applications as needed. TerraCyte can be applied in the same area up to 3 consecutive days. The optimum application time is early morning or late afternoon.

During summer months, use TerraCyte for spot treatments. You may spoon-feed TerraCyte on infected areas.

Table 2 – Application Rate

Application Rate Lbs./1,000 ft ²	Amount of water (inches) applied by sprinkler irrigation
2	1/10"
4	1/10"
6	1/10"
8	1/8"

Table 3 – Scotts and Prizelawn Drop Spreader Settings

Scotts and Prizelawn Rate in Lbs. / 1,000 ft ²	Spreader Setting*
2	N/a
4	2
6	2 ½
8	3

* Use of disbursement bars

Table 4 – Gandy Drop Spreader Settings

Gandy Rate in Lbs. / 1,000 ft ²	Spreader Setting* @ 4 mph	Spreader Setting @ 6 mph
2	12	14
4	16	19
6	19	22
8	21	24

*Use disbursement bars

6	19	22
8	21	24

*Use disbursement bars

Table 4 – LESCO Rotary Spreader Settings

LESCO Rate in Lbs. / 1,000 ft ²	Spreader Setting
2	6
4	8
6	9
8	11

NOTICE: A broad spectrum of plant and turf species have been found to be tolerant to TerraCyte; however, due to the large number of species and varieties of ornamental plants and turf, it is impossible to test every one for tolerance to TerraCyte. Neither the manufacturer nor the seller has determined whether or not TerraCyte can be used on all known species of plants and turf. Therefore, test a small section at labeled rates for phytotoxicity prior to widespread use. Repeat applications can raise soil pH to levels that can adversely affect plant growth. TerraCyte is incompatible with metal-based fungicides and fertilizers. Do not apply TerraCyte within three days of metal-based fungicides or fertilizer applications.

STORAGE AND DISPOSAL

Do not contaminate water, food, or feed by storage or disposal.

PESTICIDE STORAGE: Store in original containers in dry conditions in a cool, well-vented area, away from direct sunlight. Do not allow product to become overheated (>50°C) in storage. This may cause increased degradation of the product, which will decrease product effectiveness. In case of spill, flood area with large quantities of water. Do not store in a manner where cross-contamination with other pesticides or fertilizers could occur. Do not store near incompatible materials such as reducing agents, combustible materials, organic materials or acids.

PESTICIDE DISPOSAL: Wastes resulting from the use of this product may be disposed of on site or at an approved waste disposal facility. Open dumping is prohibited. If wastes cannot be disposed of according to label directions, contact your State Pesticide or Environmental Control Agency, or the Hazardous Waste Representative at the nearest EPA Regional Office for guidance.

CONTAINER DISPOSAL: Nonrefillable container. Do not reuse or refill this container. Triple rinse container (or equivalent) promptly after emptying. Triple rinse as follows: Empty the remaining contents into application equipment or a mix tank. Fill the container ¼ full with water and recap. Shake for 10 seconds. Pour rinsate into application equipment or a mix tank or store rinsate for later use or disposal. Drain for 10 seconds after the flow begins to drip. Repeat this procedure two more times. Offer for recycling if available.

WARRANTY

This material conforms to the description on the label and is reasonably fit for the purposes referred to in the directions for use. Timing, unfavorable temperatures, water conditions, presence of other materials, method of application, weather, watering practices, nature of soil, disease problem, condition of crop, incompatibility with other chemicals, pre-existing conditions and other conditions

influencing the use of this product are beyond the control of the seller. To the fullest extent by law, buyer assumes all risks associated with the use, storage, or handling of this material not in strict accordance with directions given herewith. NO OTHER EXPRESS OR IMPLIED WARRANTY OF FITNESS OR MERCHANTABILITY IS MADE.

13 of 19

Sublabel B: Residential

TerraCyte™

Active Ingredient:
 Sodium Carbonate Peroxyhydrate* 34.00%
Other Ingredients: 66.00%
Total: 100.00%
 *Contains 27.60% Hydrogen Dioxide by weight.

**KEEP OUT OF REACH OF CHILDREN
 DANGER – PELIGRO**

Si usted no entiende la etiqueta, busque a alguien para que se la explique a usted en detalle. (If you do not understand this label, find someone to explain it to you in detail.)

FIRST AID	
If in eyes	<ul style="list-style-type: none"> • Hold eye open and rinse slowly and gently with water for 15 – 20 minutes. • Remove contact lenses, if present, after the first 5 minutes, then continue rinsing eye. • Call a poison control center or doctor for treatment advice.
If on skin or clothing	<ul style="list-style-type: none"> • Take off contaminated clothing. • Rinse skin immediately with plenty of water for 15 – 20 minutes. • Call a poison control center or doctor for treatment advice.
If swallowed	<ul style="list-style-type: none"> • Call poison control center or doctor immediately for treatment advice. • Have person sip a glass of water if able to swallow. • Do not induce vomiting unless told to do so by the poison control center or doctor. • Do not give anything by mouth to an unconscious person.
If inhaled	<ul style="list-style-type: none"> • Move person to fresh air. • If person is not breathing, call 911 or an ambulance, then give artificial respiration, preferably by mouth-to-mouth, if possible. • Call a poison control center or doctor for treatment advice.
Have the product container or label with you when calling a poison control center or doctor, or going for treatment. You may also contact 1-800-222-1222 for emergency medical treatment information.	
NOTE TO PHYSICIAN	
Probable mucosal damage may contraindicate the use of gastric lavage.	

EPA Registration No. 70299-3 Batch Code _____
 EPA Establishment No. 68660-TX-001

Manufactured by: BioSafe Systems
 22 Meadow Street
 East Hartford, CT 06108
 (888) 273-3088

Net Contents:

14 of 19

PRECAUTIONARY STATEMENTS

HAZARDS TO HUMAN AND DOMESTIC ANIMALS - DANGER: Corrosive. Causes irreversible eye damage. Harmful if swallowed or absorbed through skin. Do not get in eyes, on skin or on clothing. Wear protective eyewear (goggles, face shield, or safety glasses) and waterproof gloves. Wash thoroughly with soap and water after handling. Remove contaminated clothing and wash clothing before reuse. When prolonged or repeated contact may occur, use chemically resistant gloves and full body clothing.

ENVIRONMENTAL HAZARDS: This pesticide is toxic to birds. Do not contaminate water when disposing of equipment washwaters or rinsate. Do not apply to treated, finished drinking water reservoirs or drinking water receptacles.

PHYSICAL AND CHEMICAL HAZARDS: Strong oxidizing agent. Corrosive. Mix only with water in accordance with label instructions. Do not bring in contact with other pesticides, cleaners or oxidative agents.

DIRECTIONS FOR USE

It is a violation of Federal law to use this product in a manner inconsistent with its labeling.

Application Directions

Treats, controls and prevents algae, bacteria, fungi and moss on ornamental plants and turf. Organisms controlled include Algae, Moss, Liver Worts, Slime Molds and their spores.

For use in home greenhouses, storage areas and yards:

Spread TerraCyte on walkways, under benches, on gravel and dirt floors, weed control mats and hard surfaces to prevent and control algae, bacteria, fungi, moss, slime molds, and the odors and conditions that these organisms can cause.

TerraCyte is activated by moisture, so applications must either be made over wet surfaces or must be watered immediately after spreading. To treat areas that are already heavily contaminated with algae, slime molds and scum, apply 4 lbs. of TerraCyte per 1,000 square feet. Make subsequent preventative treatments by applying 2 - 4 lbs. of TerraCyte per 1,000 square feet. Repeat applications every 5 to 7 days to control new or established conditions. Optimum treatment time is early morning or late afternoon. **If applied to a dry surface, activate TerraCyte with water immediately following application.**

Apply TerraCyte using a lawn spreader or any other applicator that will ensure uniform coverage. Calibrate spreaders for accurate output. The following settings are approximations for calibration for specific makes of spreaders.

Make of Spreader	Rate per 1000 sq. ft.	Spreader Settings	Spreader Width
CYCLONE	2 lbs.	4	6 ½ feet
	4 lbs.	6	6 ½ feet
SCOTTS	2 lbs.	4	20 inches
	4 lbs.	7	20 inches
LESCO	2 lbs.	*6	6 ½ feet
	4 lbs.	*8	6 ½ feet

*LESCO calibration gauge

For use on soil surfaces containing growing plants:

TerraCyte™; EPA Reg. No. 70299-3
Notification

REDLINE VERSION - MASTER LABEL version (21) dated March 10, 2009

Page 10 of 15

15 of 19

Apply TerraCyte to soil surfaces for the prevention and control of Algae, Moss, Liver Worts, Slime Molds and their spores. Use on container, bench, and planters for ornamental plants.

- **Plant beds and bench areas** - TerraCyte is activated by moisture. Applications must be made over wet surfaces. Thoroughly water soil surface to be treated.

For heavily contaminated beds or benches, distribute 1 teaspoon uniformly per square foot of bed or bench area.

For follow-up or preventative applications, apply 1/8 teaspoon of TerraCyte per square foot on a weekly to bi-weekly basis.

- **Mature Potted plants** - TerraCyte is activated by moisture. Applications must be made over wet surfaces. Thoroughly water soil surface to be treated.

For curative applications, evenly distribute .08 oz or 1/3 teaspoon of TerraCyte over the surface of 8-inch pots; 0.13 oz or 1/2 teaspoon of TerraCyte over the surface of 10-inch pots.

For follow-up and preventative applications, evenly distribute 0.026 oz. or 1/8 teaspoon of TerraCyte over the surface of 8-inch pots; 0.04 oz. or 1/6 teaspoon of TerraCyte over the surface of 10-inch pots. Repeat on a bi-weekly basis.

- **Seedlings or recent transplants** - First test the plants for sensitivity to TerraCyte. TerraCyte increases soil pH by 0.5 pH unit. TerraCyte is activated by moisture. Applications must be made over wet surfaces. Thoroughly water soil surface to be treated.

For curative applications, evenly distribute 1/2 to 1 teaspoon per square foot. Rinse TerraCyte granules thoroughly from foliage.

For follow-up and preventative applications, evenly distribute 1/8 teaspoon per square foot. Rinse TerraCyte granules thoroughly from foliage. Repeat on a weekly to bi-weekly basis.

For use on turf grasses:

Apply TerraCyte to **well-established** lawns for the prevention and control of Algae, Moss, Slime Molds and their spores. TerraCyte is activated by moisture and must be watered in after application.

The best time to apply TerraCyte for curative applications is either the spring or fall when temperatures are 50°F or above. Apply TerraCyte to well-established lawns a rate of 8 pounds per 1,000 square feet. When using a drop spreader, uniform coverage is essential for best results (see Tables 2, 3, and 4 for spreader settings). Take caution to avoid overlap.

Activate TerraCyte with water immediately following application (see Table 1). Water to specified amount or for at least 10 minutes.

Make subsequent applications by applying 2 - 4 pounds of TerraCyte per 1,000 square feet. Repeat applications as needed. Apply TerraCyte on consecutive days. The optimum application time is early morning or late afternoon. During summer months, use TerraCyte for spot treatments. Spoon-feed TerraCyte on infected areas.

Table 1 – Application Rate

Application Rate Lbs./1,000 ft ²	Amount of water (inches) applied by sprinkler irrigation
2	1/10"
4	1/10"
6	1/10"
8	1/8"

Table 2 – Scotts and Prizelawn Drop Spreader Settings

Scotts and Prizelawn Rate in Lbs. / 1,000 ft ²	Spreader Setting*
2	N/a
4	2
6	2 ½
8	3

* Use disbursement bars

Table 3 – Gandy Drop Spreader Settings

Gandy Rate in Lbs. / 1,000 ft ²	Spreader Setting* @ 4 mph	Spreader Setting @ 6 mph
2	12	14
4	16	19
6	19	22
8	21	24

• Use disbursement bars

Table 4 – LESCO Rotary Spreader Settings

LESCO Rate in Lbs. / 1,000 ft ²	Spreader Setting
2	6
4	8
6	9
8	11

NOTICE: A broad spectrum of plant and turf species have been found to be tolerant to TerraCyte; however, due to the large number of species and varieties of ornamental plants and turf, it is impossible to test every one for tolerance to TerraCyte. Neither the manufacturer nor the seller has determined whether or not TerraCyte can be used on all known species of plants and turf. Therefore, test a small section at labeled rates for phytotoxicity prior to widespread use. Repeat applications can raise soil pH to levels that can adversely affect plant growth. TerraCyte is incompatible with metal-based fungicides and fertilizers. Do not apply TerraCyte within three days of metal-based fungicides or fertilizer applications.

Optional (Simplified) Residential Use Directions:

DIRECTIONS FOR USE

It is a violation of Federal law to use this product in a manner inconsistent with its labeling.

Where to Use: Lawns, Ornamental Shrubs, Flowerbeds and Walkways.

How to Use: Apply using a walk-behind broadcast lawn spreader or as a spot treatment.

Contents covers up to 6,500 sq. ft.

Moss competes with turf and creates thin areas in the grass. Moss growing under ornamental shrubs and in flowerbeds is unsightly. Treatments in the fall or early spring are most effective, as the best time to control moss is when it is actively growing.

Prepare the lawn:

- 1) Apply TerraCyte to well-established lawns only. TerraCyte is not intended for use on newly seeded or newly established lawns.
- 2) Cut grass and remove clippings.

Treat Established Algae, Moss, Slime Molds and Fungi:

Either - Place 2 – 4 lbs of TerraCyte in either a push-rotary or drop spreader. Set spreader adjustment to setting number 2 or 3. Ensure uniform coverage and prevent overlapping coverage.

Or - Sprinkle granules over areas to be treated in lawn, ensuring that a full and even coverage of the moss to be treated is achieved. Use 2 – 4 lbs. per 1,000 square feet, or an area of 20 feet x 50 feet.

Activate TerraCyte with water immediately following application (see Table 1). Water to specified amount or for at least 10 minutes. Over-watering will dilute the effects.

Wait 3 days until moss turns a rust color and dies. Then rake out dead moss.

STORAGE AND DISPOSAL

Do not contaminate water, food, or feed by storage or disposal.

PESTICIDE STORAGE: Store in original containers in a cool, well-vented area, away from direct sunlight. Do not allow product to become overheated in storage. This may cause increased degradation of the product, which will decrease product effectiveness. In case of spill, flood area with large quantities of water.

CONTAINER DISPOSAL: **If empty** – Nonrefillable container. Do not reuse or refill this container. Place in trash or offer for recycling if available. **If partly filled** – Call your local solid waste agency for disposal instructions. Never place unused product down any indoor or outdoor drain.

WARRANTY

This material conforms to the description on the label and is reasonably fit for the purposes referred to in the directions for use. Timing, unfavorable temperatures, water conditions, presence of other materials, method of application, weather, watering practices, nature of soil, disease problem, condition of crop, incompatibility with other chemicals, pre-existing conditions and other conditions influencing the use of this product are beyond the control of the seller. To the fullest extent permitted by law, buyer assumes all risks associated with the use, storage, or handling of this material not in strict accordance with directions given herewith. NO OTHER EXPRESS OR IMPLIED WARRANTY OF FITNESS OR MERCHANTABILITY IS MADE.

OPTIONAL LABEL CLAIMS:

- Algaecide
- Moss & Algae Control
- Granular Algaecide/Fungicide (for Ornamental Plants and Turf in or around the home and for residential lawns).
- A treatment for the prevention and control of horticultural diseases around residential areas.
- For ornamental plants in or around the home, and residential lawns.
- For residential use.
- For lush, velvety lawns.
- Reliable & Easy-To Use!
- Easy-To-Use Container!
- Kills Algae, Moss, Fungi and Slime Molds
- Contents covers up to 6500 sq. ft.