



UNITED STATES ENVIRONMENTAL PROTECTION AGENCY
WASHINGTON, DC 20460

OFFICE OF CHEMICAL SAFETY
AND POLLUTION PREVENTION

April 29, 2022

Jaqueline Sumski
Agent
KIK International LLC
c/o Delta Analytical Corp.
12510 Prosperity Drive Suite 160
Silver Spring, MD 20904

Subject: Notification per PRN 98-10 – Add graphics and minor changes.
Product Name: Jade
EPA Registration Number: 70271-36
Received Date: December 17, 2021
Action Case Number: 00337460

Dear Jaqueline Sumski:

The Agency is in receipt of your Application for Pesticide Notification under Pesticide Registration Notice (PRN) 98-10 for the above referenced product. The Antimicrobials Division (AD) has conducted a review of this request for its applicability under PRN 98-10 and finds that the action requested falls within the scope of PRN 98-10.

The label submitted with the application has been stamped “Notification” and will be placed in our records.

Should you wish to add/retain a reference to the company’s website on your label, then please be aware that the website becomes labeling under the Federal Insecticide Fungicide and Rodenticide Act and is subject to review by the Agency. If the website is false or misleading, the product would be misbranded and unlawful to sell or distribute under FIFRA section 12(a)(1)(E). 40 CFR 156.10(a)(5) lists examples of statements EPA may consider false or misleading. In addition, regardless of whether a website is referenced on your product’s label, claims made on the website may not substantially differ from those claims approved through the registration process. Therefore, should the Agency find or if it is brought to our attention that a website contains false or misleading statements or claims substantially differing from the EPA approved registration, the website will be referred to the EPA’s Office of Enforcement and Assurance.

If you have any questions, you may contact Wanda Henson at (202) 566-0650 or via email at henson.wanda@epa.gov

Sincerely,

A handwritten signature in blue ink that reads "Wanda G. Fuller, for".

Demson Fuller, Product Manager 32
Regulatory Management Branch I
Antimicrobials Division (7510P)
Office of Pesticide Programs

JADE

Active Ingredients:

Sodium hypochlorite..... 4.5%

Other Ingredients 95.5%**Total** 100.0%

[Yields 4.275% of Available Chlorine]

KEEP OUT OF REACH OF CHILDREN

CAUTION

SEE [BACK] [SIDE] PANEL FOR PRECAUTIONARY STATEMENTS

[NET CONTENTS _____]

[BATCH CODE _____]

*[The following may appear in any appropriate place on the label:]*Manufactured by [for]:
KIK International LLC
33 Macintosh Blvd
Concord, Ontario L4K4L5 Canada*[Optional: Following may be included in addition to "Manufactured by [for]" address above: Distributed by [or Sold by] [or Marketed by] [or Marketed Through] Insert additional company name and address]**[For information: [phone number]] [website address] [e-mail address]*

EPA Reg. No. 70271-36

Santa Fe Springs CA 90670
Denver CO 80207
Auburndale FL 33823
Hampton GA 30228
Houston TX 77054
Salem VA 24153
Concord ON CN L4K4K5
Woodridge, IL 60517
Mars, PA
Ludlow, MAEPA Est. No. 70271-CA-2 ^(G)
EPA Est. No. 70271-CO-1 ^(L)
EPA Est. No. 70271-FL-1 ^(M)
EPA Est. No. 70271-GA-1 ^(S)
EPA Est. No. 70271-TX-1 ^(B)
EPA Est. No. 70271-VA-1 ^(P)
EPA Est. No. 70271-CAN-1 ^(A)
EPA Est. No. 55852-IL-01 ^(CP)
EPA Est. No. 1672-PA-1 ^(V)
EPA Est. No. 1672-MA-1 ^(Q)*[actual establishment shown in code above or below label printed on bottle] [Letter designation is not used if establishment number is to be printed on bottle]***Alternate Format for EPA Est. No.**EPA Est. No. 70271-CA-2 ^(G), CO-1 ^(L), FL-1 ^(M), GA-1 ^(S), TX-1 ^(B), VA-1 ^(P), CAN-1 ^(A), 55852-IL-01 ^(CP), 1672-PA-1 ^(V), 1672-MA-1 ^(Q)
[Letter designation in lot code printed above or below label on bottle identifies actual establishment]

NET [CONTENTS] _____

[BATCH CODE _____] *[May be located anywhere on label or container]*

NOTIFICATION

70271-36

The applicant has certified that no changes, other than those reported to the Agency have been made to the labeling. The Agency acknowledges this notification by letter dated:

04/29/2022

PRECAUTIONARY STATEMENTS

Hazards to Humans and Domestic Animals

CAUTION: Causes moderate eye irritation. Avoid contact with eyes, skin or clothing. Wear safety glasses and rubber gloves. Wash thoroughly with soap and water after handling and before eating, drinking, chewing gum, using tobacco, or using the toilet.

FIRST AID: Call a Poison Control Center [1-800-222-1222] [1-866-366-5048] or doctor immediately for treatment advice. Have the product container or label with you when calling a poison control center or doctor, or going for treatment. **IF**

IN EYES: Hold eye open and rinse slowly and gently with water for 15-20 minutes. Remove contact lenses, if present, after the first 5 minutes, then continue rinsing. **IF ON SKIN OR CLOTHING:** Take off contaminated clothing. Rinse skin immediately with plenty of water for 15-20 minutes.

Environmental Hazards

This product is toxic to fish and aquatic organisms. Do not discharge effluent containing this product into lakes, streams, ponds, estuaries, oceans or public waters unless in accordance with the requirements of a National Pollutant Discharge Elimination System (NPDES) permit and the permitting authority has been notified in writing prior to discharge. Do not discharge effluent containing this product to sewer systems without previously notifying the local sewage treatment plant authority. For guidance contact your State Water Board or Regional Office of the EPA.

[For containers smaller than 5 gallons use the following:]

Environmental Hazards

This product is toxic to fish and aquatic organisms.

Physical and Chemical Hazards

STRONG OXIDIZING AGENT: Mix only with water according to label directions. Mixing this product with chemicals (e.g. ammonia, acids, detergents, etc.) or organic matter (e.g. urine, feces, etc.) may release chlorine gas and other hazardous gases irritating to eyes, lungs, and mucous membranes. Prolonged contact with metal may cause pitting or discoloration.

{Reader's Note: Storage and Disposal will come immediately after Directions for Use on marketplace labels.}

STORAGE AND DISPOSAL

Do not contaminate food or feed by storage, disposal or cleaning of equipment. Store in a cool, dry area away from direct sunlight and heat to avoid deterioration. In case of spill, flood area with large quantities of water. Product or rinsates that cannot be used must be diluted with water before disposal in a sanitary sewer.

Container Disposal:

[For Residential uses only]

Non-refillable container. Do not reuse or refill this container. Offer for recycling if available or place in trash [collection].

[For Institutional uses only, nonrefillable container 5 gallons or less]

Nonrefillable container. Do not reuse or refill this container. Clean container promptly after emptying. Triple rinse as follows: Fill container $\frac{1}{4}$ full with water and recap. Shake for 10 seconds. Drain for 10 seconds after the flow begins to drip. Dispose of rinsate in sanitary sewer. Offer for recycling if available or place in trash.

[DISINFECTING CLAIMS: Choose from the following as appropriate, location is optional.]
[ATCC numbers are required on the master label, but are not required to be listed on the production label]
[This product, when used as directed on hard, non-porous surfaces, is effective against the following:]

DISINFECTANT:

BACTERICIDAL

Escherichia coli [(E. coli)] [ATCC 11229]
Pseudomonas aeruginosa [(Pseudomonas)] [ATCC 15442]
Salmonella enterica [(Salmonella)] [ATCC 10708]
Staphylococcus aureus [(Staph)] [ATCC 6538]

VIRUCIDAL

Influenza A virus (Strain Hong Kong) [ATCC VR-544]
Rhinovirus type 37 [ATCC VR-1147, Strain 151-1]
SARS-Related Coronavirus 2 [(Cause of COVID-19)] [(SARS-CoV-2)] [(Strain Isolate USA-WA1/2020)]

FUNGICIDAL:

Trichophyton interdigitale (Athlete's foot fungus) [ATCC 9533]

[Note: Non-food contact Sanitizer Use Rate of 1/2 cup product to 1 gallon of water, 2 minute contact time; toilet bowl sanitizing directions 1/2 cup undiluted, 5 minute contact time]

Non-food contact Sanitizer

- *Staphylococcus aureus* (staph) [ATCC 6538]
- *Enterobacter aerogenes* [ATCC 13048]

[Standard Machines Laundry Sanitizer Use Rate of 1 cup product to 16 gallons of water, 10 minute contact time]
[HE Machines Laundry Sanitizer Use Rate of 1/2 cup product to 8 gallons of water, 10 minute contact time]

Laundry Sanitizer

- *Staphylococcus aureus* (staph) [ATCC 6538]
- *Klebsiella pneumoniae* [ATCC 4352]

[Note: Mildew Claims Disinfection Use Rate of 1 1/2 cups product to 1 gallon of water, 10 minute contact time; included in separate alternate disinfection directions section B]

- *Aspergillus brasiliensis* (mildew) [ATCC 16404]

[Optional Antimicrobial Claims:] [Note: In accordance with EPA 2005 "Germs" policy, asterisk next to "germs" is optional because all three major classes of organisms are approved.]
[Choose from the following claims as appropriate, location is optional.]

1/2 cup kills [99.9% of] [common -and/or- household] germs*

3-in-1: Cleans, whitens, and disinfects*

5-in-1: cleans, disinfects*, whitens, brightens [and] removes odors

Antibacterial

Bactericide • Bactericidal

Broad Spectrum Disinfectant

Cleans [And Disinfects*]

Clean[s] and Sanitize[s] {laundry} .A

Clean[s] and Sanitize[s] .A.A

Disinfectant • Disinfecting • Disinfects

Disinfecting & Deodorizing

Disinfects* [And] [Sanitizes] [And Deodorizes] [And Cleans] [Around The House^{A.A.A}]

Disinfects* [,Sanitizes] [And Deodorizes]

Disinfect*, Deodorize [and Kill 99.9% Of Germs[*]] [On Counters] In [Sinks] [Showers] [Bathtubs] [and] [On Vinyl and Glazed Tile Floor]

Disinfects hard, nonporous surfaces against the virus that causes COVID-19 ††

Effective against [the] COVID-19 Virus ††

Eliminates Odors

[Brackets throughout label indicate optional or instructional language]

Fungicide • Fungicidal
 Germicide • Germicidal
 [Helps] Reduce[s] [the] build-up of odor-causing bacteria -and/or mold [in your [H[igh] E[fficiency]] machine]
 [Helps] Reduce[s] [the] build-up of odor-causing bacteria [in your [H[igh] E[fficiency]] machine]
 Home Disinfectant Essential
 Hospital Disinfectant
 [Note: All "Kills" claims below may start with "Also" (as in "Also kills flu...)]
 Kills and reduces cross contamination of Germ[s][*] between treated surfaces
 Kills Athlete's Foot Fungus ††
 Kills [or Removes] [99.9% Of] [Common Household] Germs[*] [list any approved organism]
 Kills [or Removes] [99.9% Of] [Germs[*]] [and/or Bacteria**] [and/or Viruses***] [Commonly Found In] [Bathrooms] [or Homes] [or Households] [or Offices] [including [the] COVID-19 Virus ††]
 Kills 99.9% of Bacteria in your Laundry †††
 Kills [99.9% of] [the] [household] virus that causes the flu †
 Kills Flu Virus †
 Kills Germs* and Removes Odors
 Kills Virus That Causes The Flu†
 Kills [the] COVID-19 Virus ††
 Meets surface disinfection recommendations from OSHA Bloodborne Pathogen Standards
 Removes Stains and Disinfects
 Sani-Clean
 Sanitizes [every load] [of your] laundry^{.A}
 Sanitizes laundry [in] [just] [10 min[utes]]^{.A.A.A}
 Sanitizes [your] laundry and disinfects^{.A.A.A} [your] home
 Sanitizing • Sanitizer • Sanitizes
 Tested [and proven effective] against SARS-CoV-2 †† [the virus that causes COVID-19]
 [This Product] was tested according to the AOAC [Use-Dilution] method
 [This product] Whiten[s] -and/or- Remove[s] Stains -and/or- Clean[s] -and/or- Disinfect[s]
 Virucide • Virucidal***
 Whitening -and/or- cleaning -and/or- disinfecting made easy
 Whitens, Deodorizes, and Disinfects+

[Claims to be used only with Alternate Disinfection Directions Section B:]

Kills Mold [And Mildew][in your house] †
 Mildewcide • Mildewcidal †

[**SYMBOLS** connect to the corresponding symbol in the claims above. Different symbols may be used on printed label. All organisms do not have to be listed on the printed labels, but listing must be consistent with EPA guidance requirements for germs claims]

* Staphylococcus aureus, Salmonella enterica, Pseudomonas aeruginosa, Escherichia coli, Influenza A virus, Rhinovirus type 37, SARS-Related Coronavirus 2 [(Cause of COVID-19)] [(SARS-CoV-2)], Trichophyton interdigitale (Athlete's foot fungus), on hard non porous surfaces only

[Insert Aspergillus in the list above only if Alternate Disinfection Directions Section B used on label:

Aspergillus brasiliensis (mildew)
 † Aspergillus brasiliensis (mildew)

[Other Symbols, both sets of directions:]

** Escherichia coli, Pseudomonas aeruginosa, Salmonella enterica, Staphylococcus aureus (staph) on hard non porous surfaces only

*** Influenza A virus, Rhinovirus type 37, SARS-Related Coronavirus 2 [(Cause of COVID-19)] [(SARS-CoV-2)] on hard non porous surfaces only

†† Trichophyton interdigitale (Athlete's foot fungus)

‡ Influenza A virus

‡‡ SARS-Related Coronavirus 2 [(Cause of COVID-19)] [(SARS-CoV-2)] [Strain Isolate USA-WA1/2020], on hard, non porous surfaces only

‡‡‡ Sanitizes: Staphylococcus aureus (staph) & Klebsiella pneumoniae

^{.A} When used according to laundry sanitization use directions

^{.A.A} When used according to sanitization use directions

^{.A.A.A} hard, non-porous surfaces only

+ when used according to disinfection directions

GENERAL NON-PESTICIDAL CLAIMS AND INFORMATION:

33% MORE COMPACT DOSE^

50% MORE USES^

[25%] [More Concentrated]^

^More concentrated formula

[A more] sustainable solution for the environment

Advanced Formula

All-in-one cleaning and laundry solution

Avoid Prolonged Contact With Metal Since Corrosion Or Discoloration May Occur

Always Dilute In Strict Accordance With The Label Directions

Always Mix This Product Strictly In Accordance With Label Instructions

Anti-Allergen (non-living)

Bleaches Out Tough Stains

Bleach Works

Boosts Cold Water Cleaning Power

Boosts Cold Water Washing Power

Boosts Laundry Cleaning Power

Bottle designed to pour bleach easily

Brightens Laundry

Brightens Whites

Check To Make Sure Bottle Is Always Tightly Capped

Cleans [and Deodorizes] [Around The House]

Cleaning booster (even) on cold water washing

Clean Smell[ing]

Clean[s] White[s] [cleans & whitens laundry]

Cold Water Booster

Commercial/Institutional Use

[Compatible] For Use In [High Efficiency] [or HE] Washing Machines

Concentrated [formula]

Concentrated power to clean -and/or- whiten

Contains No Phosphorus

Deep clean

Deep cleans for less cleaning

Deodorizer • Deodorizes • Deodorize

Do Not Break Open - To Be Sold As A [Two] [or Three] [or Four] Pack

Do Not Drop

Do Not Use This [Product] [or Bleach] At Full Strength For Cleaning [Surfaces]

Do not use on Acetate, Leather, Silk, Spandex or Wool, Mohair and non-fast colors.

Do Not Use This Product On Chipped Baked Enamel

Dual action cleaning and whitening formula

Easier To Handle, Pour, and Store Than Before

Easy pour spout

Easy to use!

[Eliminates] [or Removes] Odors

Exercise Care In Handling

[Family] [or Giant] [or King] [or Value] Size

Fabric Friendly®

Fiber Friendly®

For [Use in] Standard [or Top Load] & HE [or Front Load] [Washing] Machines [washers]

For [Use in] HE [or Front Load] [Washing] Machines [washers]

For [Use in] Standard [or Top Load] [Washing] Machines [washers]

For A Clean[er], Fresh[er] Household & [and] Laundry

For odor-free laundry

For Cold Washing

For more product ingredient information, visit [add applicable website]

Free of dyes and perfumes -or- Dyes [and perfume]-[free [only for use with formulations that do not include fragrance/dyes]

Freshens

Gets Even Your Dirtiest Clothes White

Great For Cold Water [Cleaning]

[Brackets throughout label indicate optional or instructional language]

Great Value
 Helps to maintain your HE machine
 Helps remove odor causing residues in standard (top loading) & HE (or front loading) Washing Machines
 Helps remove odor causing residues in HE (or front loading) washing machine(s)
 [High Efficiency] [or HE] [Compatible]
 Household Use
 Institutional Use
 In-wash booster
 Just As Safe On Bleachable Fabrics As Before
 Keep Bottle[s] Upright and Tightly Capped
 Keep Upright
 Looks [and/or Smells] Clean
 Low-splash
 More Value [Than Before]
 No splash [bleach -and/or- formula]
 Powerful Cleaning Action
 Proudly Made In [The USA] [North America]
 Product Should Be Carried and Stored In An Upright Position To Avoid Spillage
 Purest White
 Recycle [Container]
 Recyclable Container
 Reduce Your Carbon Footprint. Buy Products [Made In The USA.] [Made In North America.]
 Remove[s] dirt
 Removes mold stains -and/or- mildew stains
 Removes Non-living Allergens
 Removes old set-in stains
 Removes [Tough] Stains
 Safe For All Washing Machines
 Safe On Bleachable Fabric[s]
 Safe on HE (or Front loading) Washing Machine
 Sparkling White[s]
 Smaller Bottle Is Easier To Handle and Store Than Before
 Smaller is better
 Smaller bottle means easier to handle, pour and store
 Splash-free -and/or- hassle-free
 Splash Resistant With An Easy Open Seal
 Stain-removing power
 Takes less space in your cupboard
 The Original All Purpose Cleaner
 [This product is] [O]kay to use with septic and waste water treatment systems [when used as directed]
 This Product Gets Even Your Dirtiest Clothes White
 Tough on messes, easy on surfaces
 Tough stain fighting power
 Value Size [2] [or 3] [or 4] Pack
 Washing Machine Cleaner
 Wear Gloves When Cleaning For Prolonged Periods
 White [Brite -or- Bright]
 Whitens and brightens
 Whitens [Bleachable Fabrics]
 Whitens (and removes stains) even on cold water washing
 Whitens better than detergent alone [and is easy to pour]
 Whitest Whites
 Whitens [And Removes Stains]
 Works in your maintenance cycle [too]
 Works Even In Cold Water!

Fragrance Descriptions *[pictures describing the fragrance can be used in combination with fragrance descriptions]*

Original [Scent] [Scented]
Regular [Scent] [Scented]
[Crisp] Lemon [Scent] [Scented]
[Fresh] Citrus [Scent] [Scented]
[Fresh] [Sunny] Meadow [Scent] [Scented]
[Wild] Lavender [Scent] [Scented]
[Crisp] [Fresh] Linen [Scent] [Scented]
Tropical [Hawaiian] [Scent] [Scented]
Fresh [Scent] [Scented]
Floral [Scent] [Scented]
Spring [Essence] [Morning] [Awakening] [Scent] [Scented]
Alpine [Air] [Scent] [Scented]
Mountain [Scent] [Scented]

[Note: Foreign language translation of label text, in addition to full English text, is permitted in part or in its entirety on the product so long as it is a true and accurate translation of the English text. This applies to all marketplace labels, whether for the basic registrant or supplemental distributor.]

Emerging Viral Pathogens Claims

[This product qualifies for emerging viral pathogen claims per EPA's "Guidance to Registrants: Process for Making Claims Against Emerging Viral Pathogens not on EPA-Registered Disinfectant Labels" when used in accordance with the appropriate use directions indicated below.]

[This product meets the criteria to make claims against emerging viral pathogens from the following viral categories:]


For an emerging viral pathogen that is a/an:	...follow the directions for use for the following organism on the label:
Enveloped Virus	Rhinovirus type 37
Large Non-Enveloped Virus	Rhinovirus type 37

[Statements must adhere to one or both of the following formats:]

[Product name] has demonstrated effectiveness against viruses similar to **[name of emerging virus]** on hard, non-porous surfaces. Therefore, **[product name]** can be used against **[name of emerging virus]** when used in accordance with the directions for use against **[name of supporting virus – see table above]** on hard non-porous surfaces. Refer to the **[CDC or OIE]** website at **[pathogen-specific website address]** for additional information.

[Name of illness/outbreak] is caused by **[name of emerging virus]**. **[Product name]** kills similar viruses and therefore can be used against **[name of emerging virus]** when used in accordance with the directions for use [against **[name of supporting virus – see table above]**] on hard non-porous surfaces. Refer to the **[CDC or OIE]** website at **[website address]** for additional information.

[These statements shall not appear on marketplace (final printed) labels]



FOR USE IN:

[The following headings may be placed above or in front of appropriate directions (e.g., Household Use in front of directions for dishes or floors)]








- | | | |
|----------------|------------------|-----------------|
| DAYCARE CENTER | HOUSEHOLD [USE] | HOTEL |
| HEALTH CLUBS | INSTITUTION | OFFICE BUILDING |
| HOME [USE] | MEDICAL CLINIC | RESTROOM |
| HOSPITAL [USE] | MEDICAL FACILITY | SCHOOL |

DIRECTIONS FOR USE

It is a violation of Federal law to use this product in a manner inconsistent with its labeling.

[Use one or more of the following use directions as appropriate; may be used in any order.]

[LAUNDRY USE]: [Choose one or more sets of directions as appropriate:]

Laundry	Product	Water	Instructions
 <p>DO NOT use on Acetate, Leather, Silk, Spandex, Wool, Mohair or non-fast colors.</p>	<p>Whiten Laundry</p> 		<ol style="list-style-type: none"> Sort laundry by color. Add laundry detergent. Fill bleach dispenser to max line or add the designated measured amount of bleach to wash water. Add laundry to the machine and start the wash cycle. To sanitize laundry ensure laundry is in contact with bleach for at least 10 minutes.
	<p>Sanitize Laundry</p>  	 	
	<p>Laundry Sanitizers: Bacteria: <i>Klebsiella pneumoniae</i>, <i>Staphylococcus aureus</i> (staph)</p>		

LAUNDRY USE:

- Before adding clothes, mix 1/3 cup of bleach with water in washing machine. For HE Washers, add using the bleach dispenser following the machine manufacturer’s instructions. 2. Add clothes. 3. Wash and rinse with usual cycles. [DO NOT use on Acetate, Leather, Silk, Spandex, Wool, or Mohair and [or] non-fast colors.]

LAUNDRY USE:

- Sort your laundry by color and fabric type.
- Add 1/3 cup of bleach and laundry detergent to wash water.
- Add laundry.

To Sanitize Laundry+++: add 1 cup of this product per load for standard washing machine [16 gallon]; 1/2 cup for front load [HE] [8 gallon] automatic. If clothes are in machine, dilute product with 1 quart of the wash water before adding. Wash and rinse with usual cycles ensuring laundry is in contact with bleach solution for at least 10 minutes.

+++ Sanitizes: *Staphylococcus aureus* (staph) & *Klebsiella pneumoniae*

[Cleaning]: [Choose one or more sets of directions as appropriate:]

To clean [and remove stains]: Mix 1/3 cup of this product in 1 gallon of water. Apply with a sponge, mop or rag. Rinse or wipe clean.

To clean floors: Mop floor with 1/3 cup of this product mixed with 1 gallon of water. Rinse for best shine.

ALLERGENS: [Select one or more sets of directions as appropriate]




To [clean and] remove specified allergens³: Use full strength or mix 1 cup of this product in 1 gallon of water. Apply with a sponge, mop or rag. Rinse or wipe clean.

[Spray application] [Turn nozzle [counter] clockwise to [open -or- spray].] Spray product 4-6 inches from surface until thoroughly wet. [Rinse or] wipe clean.

Allergens³:

- Dust mite matter -or- particles
- Cockroach matter -or- particles
- Pet dander

DISINFECTING: [Select one or more sets of directions as appropriate]

Disinfect Hard Non-porous Surfaces:	Product	Water	Instructions
 <p>Bathtubs, countertops, faucets, floors, glazed ceramic tile, glazed porcelain, showers, plastic shower curtains, shower walls, sinks, vinyl, walls</p>	 <p>1/2 CUP</p>	 <p>1 GAL[LON]</p>	<ol style="list-style-type: none"> 1. Use 1/2 cup of bleach per gallon of water. 2. Pre-wash surface and rinse, then apply the disinfecting solution. 3. Allow surface to remain visibly wet for 10 minutes, then rinse thoroughly and air dry.

DISINFECTION: To [clean and] disinfect hard, non-porous surfaces:

1. Use 1/2 cup of bleach per gallon of water.
2. Pre-wash surface and rinse, then apply the disinfecting solution.
3. Let stand 10 minutes, then rinse thoroughly and air dry.

[KITCHEN: *[Optional to list one or more:]* [Use sites] Appliances, faucets, garbage disposals, microwaves, sinks, room temperature stoves and stove tops, trash cans, trash bins *[Surfaces:]* Countertops, plastic cutting boards, floors, glass, glazed ceramic tile, linoleum, painted woodwork, vinyl, walls, work surfaces *{Graphics representing the approved use sites/surfaces may also be used on marketplace labels; no people, animal, or food will be depicted in use site/surface graphics.}*

Kitchen: Clean and disinfect hard non-porous surfaces *[May add use sites and surfaces from the “kitchen” list directly above]* :

1. Use 1/2 cup of bleach per 1 gallon of water.
2. Pre-wash surface and rinse, then apply the disinfecting solution.
3. Allow surface to remain visibly wet for 10 minutes, then rinse thoroughly and air dry.

[BATHROOM: *[Optional to list one or more:]* [Use sites] Bathtubs, faucets, showers, shower walls, sinks,] *[Surfaces:]* countertops, floors, glazed ceramic tile, glazed porcelain, plastic shower curtains, vinyl, walls *{Graphics representing the approved use sites/surfaces may also be used on marketplace labels; no people, animal, or food will be depicted in use site/surface graphics.}*

[To Disinfect] Bathroom: Disinfect and deodorize hard non-porous surfaces *[May add use sites and surfaces from the from the “bathroom” list directly above]*:

1. Use 1/2 cup of bleach per 1 gallon of water.
2. Pre-wash surface and rinse, then apply the disinfecting solution.
3. Allow surface to remain visibly wet for 10 minutes, then rinse thoroughly and air dry.

[To Disinfect] Kitchens and Bathrooms: Disinfect, deodorize hard non-porous surfaces *[and kill 99.9% of germs[*]:]* *[on]* counters, *[in]* sinks, showers, bathtubs and *[on]* vinyl and tile[d] floors.

1. Pre-wash surface and rinse, then apply the disinfecting solution.
2. Disinfect surfaces with a solution of 1/2 cup of bleach per 1 gallon of water
3. Allow surface to remain visibly wet for 10 minutes then rinse with water and allow to dry.

[B. ALTERNATE DISINFECTION DIRECTIONS WITH USE RATE OF 1-1/2 CUP PRODUCT TO 1 GALLON OF WATER. For use when Aspergillus is on the label]

*[The directions below can be used with the following list of organisms only]
 [Alternate organism formatting shown on other parts of this label may be used]*

FUNGICIDAL

- *Trichophyton interdigitale* (Athlete's foot fungus) [ATCC 9533]
- †*Aspergillus brasiliensis* (mildew) [ATCC 16404]

BACTERICIDAL

- *Escherichia coli* (E. coli) [ATCC 11229]
- *Pseudomonas aeruginosa* (pseudomonas) [ATCC 15442]
- *Salmonella enterica* (salmonella) [ATCC 10708]
- *Staphylococcus aureus* (staph) [ATCC 6538]





VIRUCIDAL

- Influenza A virus (Strain Hong Kong) [ATCC VR-544]
- Rhinovirus type 37 [ATCC VR-1147]
- SARS-Related Coronavirus 2 (SARS-CoV-2) (Cause of COVID-19) [Strain Isolate USA-WA1/2020]

DIRECTIONS FOR USE

It is a violation of Federal law to use this product in a manner inconsistent with its labeling.

[DISINFECTING] [To Disinfect]: *[Choose one or more sets of directions as appropriate:]*

Disinfect Hard Non-porous Surfaces:	Product	Water	Instructions
[To Kill 99.9% of Germs* on hard non-porous surfaces including:] Bathtubs, countertops, faucets, floors, glazed ceramic tile, glazed porcelain, showers, plastic shower curtains, shower walls, sinks, vinyl, walls	 1/2 CUP	 1 GAL[LON]	<ol style="list-style-type: none"> 1. Use 1/2 cup of bleach per gallon of water. 2. Pre-wash surface and rinse, then apply the disinfecting solution. 3. Allow surface to remain visibly wet for 10 minutes, then rinse thoroughly and air dry.
To Kill Mold & Mildew†	 1 1/2 CUPS	 1 GAL[LON]	<ol style="list-style-type: none"> 1. Use 1 1/2 cups of bleach per gallon of water. 2. Pre-wash surface and rinse, then apply the disinfecting solution. 3. Allow surface to remain visibly wet for 10 minutes, then rinse thoroughly and air dry.
* <i>Staphylococcus aureus</i> , <i>Salmonella enterica</i> , <i>Escherichia coli</i> , Influenza A virus, Rhinovirus type 37, SARS-Related Coronavirus 2 [(Cause of COVID-19)] on hard, non-porous surfaces only, and <i>Trichophyton interdigitale</i> (Athlete's foot fungus) † <i>Aspergillus brasiliensis</i>			

DISINFECTION: To [clean and] disinfect hard, non-porous surfaces:

1. [Use 1/2 cup of bleach per gallon of water.] To Kill Mold & Mildew† use 1 ½ Cups of bleach per gallon of water.
2. Pre-wash surface and rinse, then apply the disinfecting solution.
3. Allow surface to remain visibly wet for 10 minutes, then rinse thoroughly and air dry.

[KITCHEN: *[Optional to list one or more:]**[Use sites]* Appliances, faucets, garbage disposals, microwaves, sinks, room temperature stoves and stove tops, trash cans, trash bins *[Surfaces:]* Countertops, plastic cutting boards, floors, glass, glazed ceramic tile, linoleum, painted woodwork, vinyl, walls, work surfaces]

Kitchen: Clean and disinfect hard non-porous surfaces *[May add use sites and surfaces from the “kitchen” list directly above]* :

1. [Use 1/2 cup of bleach per gallon of water.] To Kill Mold & Mildew† use 1 ½ Cups of bleach per gallon of water.
2. Pre-wash surface and rinse, then apply the disinfecting solution.
3. Allow surface to remain visibly wet for 10 minutes, then rinse thoroughly and air dry.

[BATHROOM: *[Optional to list one or more:]* *[Use sites]* Bathtubs, faucets, showers, shower walls, sinks,] *[Surfaces:]* countertops, floors, glazed ceramic tile, glazed porcelain, plastic shower curtains, vinyl, walls]

[To Disinfect] Bathroom: Disinfect and deodorize hard non-porous surfaces *[May add use sites and surfaces from the from the “bathroom” list directly above]*:

1. [Use 1/2 cup of bleach per gallon of water.] To Kill Mold & Mildew† use 1 ½ Cups of bleach per gallon of water.
2. Pre-wash surface and rinse, then apply the disinfecting solution.
3. Allow surface to remain visibly wet for 10 minutes, then rinse thoroughly and air dry.

[To Disinfect] Kitchens and Bathrooms: Disinfect, deodorize hard non-porous surfaces [and kill 99.9% of germs[*]:] [on] counters, [in] sinks, showers, bathtubs and [on] vinyl and tile[d] floors.

1. Pre-wash surface and rinse, then apply the disinfecting solution.
2. [Use 1/2 cup of bleach per gallon of water.] To Kill Mold & Mildew† use 1 ½ Cups of bleach per gallon of water.
3. Allow surface to remain visibly wet for 10 minutes then rinse with water and allow to dry.

SANITIZING [To Sanitize] [Non-food contact]: *[Choose one or more sets of directions from the following. Several versions of wording are offered to provide supplemental distributors with options.]*
[If Sanitizing bathroom directions are used on marketplace label, the toilet bowl directions must also be used]

[BATHROOM: *[Optional to list one or more:] [Use sites] Bathtubs, faucets, showers, shower walls, sinks] [Surfaces:]* Countertops, floors, glazed ceramic tile, glazed porcelain, plastic shower curtains, vinyl, walls]

Bathroom: [To] Sanitize and deodorize hard non-porous surfaces *[May add use sites and surfaces from the "bathroom" list directly above]*

1. Use 1/2 cup bleach per 1 gallon of water.
2. Pre-wash surface and rinse, then apply sanitizing solution.
3. Allow surface to remain visibly wet for 2 minutes, and air dry.

To Sanitize Hard Non-porous Non-food Contact Surfaces:

1. Use 1/2 cup bleach per 1 gallon of water.
2. Pre-wash surface and rinse, then apply sanitizing solution.
3. Allow surface to remain visibly wet for 2 minutes and air dry.

For Sanitizing - Mix 1/2 cup bleach with 1 gallon of water.

Floors, Walls: Prewash surfaces and rinse. Spray, rinse or wipe surface with bleach solution, allow surface to remain visibly wet for 2 minutes. Drain and air dry.

[If Sanitizing bathroom directions are used on marketplace label, one of the following sets of toilet bowl directions must also be used]

SANITIZING [To Sanitize] [Toilet Bowl]

Toilet Bowls: To [clean,] sanitize and deodorize pre-cleaned toilet bowls, use 1/2 cup of this product.

1. Flush, pour in bleach – swab with brush, making sure to get under the rim.
2. Let stand for 5 minutes.
3. Flush. DO NOT use with bowl cleaners or any other household chemicals.

Toilet Bowl: To [clean,] sanitize and deodorize pre-cleaned toilet bowls, use 1/2 cup of this product. Flush, pour in bleach – swab with brush, making sure to get under the rim. Let stand for 5 minutes. Flush. DO NOT use with bowl cleaners or any other household chemicals.