



UNITED STATES ENVIRONMENTAL PROTECTION AGENCY
WASHINGTON, DC 20460

OFFICE OF CHEMICAL SAFETY
AND POLLUTION PREVENTION

January 29, 2021

Jaqueline Sumski
Agent for KIK International LLC
KIK International LLC c/o
Delta Analytical Corp.
12510 Prosperity Drive, Suite 160
Silver Spring, MD 20904

Subject: PRIA Label Amendment – Submission of Efficacy Data to add SARS-CoV-2 virus
Product Name: Mirage
EPA Registration Number: 70271-33
Application Date: September 14, 2020
Decision Number: 566111

Dear Ms. Sumski:

The amended label referred to above, submitted in connection with registration under the Federal Insecticide, Fungicide and Rodenticide Act, as amended, is acceptable. This approval does not affect any conditions that were previously imposed on this registration. You continue to be subject to existing conditions on your registration and any deadlines connected with them.

A stamped copy of your labeling is enclosed for your records. This labeling supersedes all previously accepted labeling. You must submit one copy of the final printed labeling before you release the product for shipment with the new labeling. In accordance with 40 CFR 152.130(c), you may distribute or sell this product under the previously approved labeling for 18 months from the date of this letter. After 18 months, you may only distribute or sell this product if it bears this new revised labeling or subsequently approved labeling. "To distribute or sell" is defined under FIFRA section 2(gg) and its implementing regulation at 40 CFR 152.3.

Should you wish to add/retain a reference to the company's website on your label, then please be aware that the website becomes labeling under the Federal Insecticide Fungicide and Rodenticide Act and is subject to review by the Agency. If the website is false or misleading, the product would be misbranded and unlawful to sell or distribute under FIFRA section 12(a)(1)(E). 40 CFR 156.10(a)(5) lists examples of statements EPA may consider false or misleading. In addition, regardless of whether a website is referenced on your product's label, claims made on the website may not substantially differ from those claims approved through the registration process. Therefore, should the Agency find or if it is brought to our attention that a website

Page 2 of 2
EPA Reg. No. 70271-33
Decision No. 566111

contains false or misleading statements or claims substantially differing from the EPA approved registration, the website will be referred to the EPA's Office of Enforcement and Assurance.

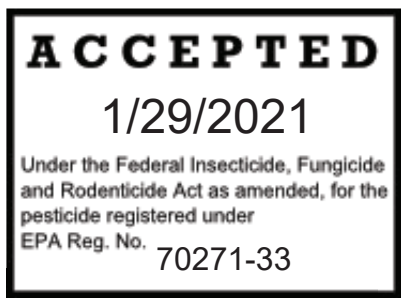
Your release for shipment of the product constitutes acceptance of these conditions. If these conditions are not complied with, the registration will be subject to cancellation in accordance with FIFRA section 6. If you have any questions, please contact Andrés Garzón by phone at (703) 347-8547, or via email at GarzonMoreno.Andres@epa.gov.

Sincerely,

A handwritten signature in cursive script that reads "Jacqueline Hardy".

Jacqueline Hardy
Product Manager 34
Regulatory Management Branch II
Antimicrobials Division

Enclosure: Stamped Label



Mirage

Active Ingredient[:]
 Sodium Hypochlorite[:] 7.5%
Other Ingredients[:] 92.5%
Total[:] 100.0%
 [Yields 7.13% Available Chlorine]

[Optional format
Active Ingredient[:]
 Sodium Hypochlorite[:] 7.5%
Other Ingredients[:] 92.5%
 (Water, Sodium hydroxide, Fragrance)
TOTAL[:] 100.0%
 [Yields 7.13% Available Chlorine]]

KEEP OUT OF REACH OF CHILDREN DANGER

[**Note to Reviewer:** In accordance with 40 CFR 156.68(d), all first aid statements, as prescribed, will appear on the front panel of the product label.]

FIRST AID: Call a poison control center [(1-800-222-1222)] [(1-866-366-5048)] or doctor for treatment advice. Have the product container or label with you when calling a Poison Control Center or doctor, or going for treatment. **If in eyes:** Hold eye open and rinse slowly and gently with water for 15-20 minutes. Remove contact lenses, if present, after the first 5 minutes, then continue rinsing eye. **If on skin or clothing:** Take off contaminated clothing. Rinse skin with plenty of water for 15-20 minutes. **If swallowed:** Have person sip a glass of water if able to swallow. Do not induce vomiting unless told to do so by the poison control center or doctor. Do not give anything by mouth to an unconscious person. **If inhaled:** Move person to fresh air. If person is not breathing, call 911 or an ambulance, then give artificial respiration, preferably mouth-to-mouth if possible. **Note to Physician:** Probable mucosal damage may contraindicate the use of gastric lavage. See side [or back] panel for additional precautionary labeling. [additional precautions]

Manufactured by [for]: **KIK International LLC
 33 Macintosh Blvd.
 Concord, Ontario L4K4L5 [Canada]**

[Optional: Following may be included in addition to "Manufactured by [for]" address: Distributed by [or Sold by] [or Marketed by] [or Marketed through] Insert additional company name and address]

EPA Reg. No. 70271-33

Santa Fe Springs CA 90670
 Denver CO 80207
 Auburndale FL 33823
 Hampton GA 30228
 Houston TX 77054
 Salem VA 24153
 Concord ON CN L4K4K5
 Woodridge, IL 60517
 Mars, PA
 Ludlow, MA

EPA Est. No. 70271-CA-2 ^(G)
 EPA Est. No. 70271-CO-1 ^(L)
 EPA Est. No. 70271-FL-1 ^(M)
 EPA Est. No. 70271-GA-1 ^(S)
 EPA Est. No. 70271-TX-1 ^(B)
 EPA Est. No. 70271-VA-1 ^(P)
 EPA Est. No. 70271-CAN-1 ^(A)
 EPA Est. No. 55852-IL-01 ^(CP)
 EPA Est. No. 1672-PA-1 ^(Z)
 EPA Est. No. 1672-MA-1 ^(V)

[actual establishment shown in code above or below label printed on bottle] [Letter designation is not used if establishment number is to be printed on bottle]

Alternate Format for EPA Est. No.

EPA Est. No. 70271-CA-2 ^(G), CO-1 ^(L), FL-1 ^(M), GA-1 ^(S), TX-1 ^(B), VA-1 ^(P), CAN-1 ^(A), 55852-IL-01 ^(CP), 1672-PA-1 ^(Z), 1672-MA-1 ^(V)
 [Letter designation in lot code printed above or below label on bottle identifies actual establishment]

NET [CONTENTS] _____

[BATCH CODE _____] [May be located anywhere on label or container]

PRECAUTIONARY STATEMENTS
Hazards to Humans and Domestic Animals

DANGER: Corrosive. Causes irreversible eye damage and skin burns. Harmful if swallowed, inhaled, or absorbed through skin. Do not get in eyes, on skin, or on clothing. Wear safety glasses and rubber gloves when handling this product. Wash thoroughly with soap and water after handling and before eating, drinking, chewing gum, using tobacco, or using the toilet. Avoid breathing vapors and use in a well-ventilated area. Remove and wash contaminated clothing before reuse.

[In accordance with PR notice 95-1, use the following complete Environmental Hazards statement for containers 5 gallons and larger:

Environmental Hazards

This product is toxic to fish and aquatic organisms. Do not discharge effluent containing this product into lakes, streams, ponds, estuaries, oceans or public waters unless in accordance with the requirements of a National Pollutant Discharge Elimination System (NPDES) permit and the permitting authority has been notified in writing prior to discharge. Do not discharge effluent containing this product to sewer systems without previously notifying the local sewage treatment plant authority. For guidance contact your State Water Board or Regional Office of the EPA.

[For containers smaller than 5 gallons use the following:]

Environmental Hazards

This product is toxic to fish and aquatic organisms.

Physical and Chemical Hazards

STRONG OXIDIZING AGENT: Mix only with water according to label directions. Mixing this product with chemicals (e.g. ammonia, acids, detergents, etc.) or organic matter (e.g. urine, feces, etc.) may release chlorine gas and other hazardous gases irritating to eyes, lungs, and mucous membranes. Prolonged contact with metal may cause pitting or discoloration.

{Reader's Note: Storage and Disposal will come immediately after Directions for Use on marketplace labels.}

STORAGE AND DISPOSAL

Do not contaminate food or feed by storage, disposal or cleaning of equipment. Storage: Store in a cool, dry area away from direct sunlight and heat to avoid deterioration. In case of spill, flood area with large quantities of water. Product Disposal: Product or rinsates that cannot be used must be diluted with water before disposal in a sanitary sewer.

Container Handling:

[For Residential uses only]

Non-refillable container. Do not reuse or refill this container. Offer for recycling if available or place in trash [collection].

[For Institutional uses only, nonrefillable container 5 gallons or less]

Nonrefillable container. Do not reuse or refill this container. Clean container promptly after emptying. Triple rinse as follows: Fill container ¼ full with water and recap. Shake for 10 seconds. Drain for 10 seconds after the flow begins to drip. Follow Product Disposal instructions for rinsate. Repeat procedure two more times. Offer for recycling if available or place in trash.

[List of Approved Organisms:]

[ATCC numbers are required on the master label, but are not required to be listed on the production label]

This product, when used as directed on hard, non-porous surfaces, is effective against the following:

[Reader's Note: The directions for use provide the following: Disinfection Use Rate of 1/3 cup product to 1 gallon of water, 10 minute contact time]

FUNGICIDAL

- *Trichophyton interdigitale* (Athlete's foot fungus) [ATCC 9533]

BACTERICIDAL

- *Escherichia coli* (E. coli) [ATCC 11229]
- *Pseudomonas aeruginosa* (pseudomonas) [ATCC 15442]
- *Salmonella enterica* (salmonella) [ATCC 10708]
- *Staphylococcus aureus* (staph) [ATCC 6538]

VIRUCIDAL

- Influenza A virus (Strain Hong Kong) [ATCC VR-544]
- SARS-Related Coronavirus 2 (SARS-CoV-2) (Cause of COVID-19) [Strain Isolate USA-WA1/2020]

[Reader's Note: The directions for use provide the following: Non-food contact Sanitizer Use Rate of 1/3 cup product to 1 gallon of water, 2 minute contact time; toilet bowl sanitizing directions 5 minute contact time]

Non-food contact Sanitizer

- *Staphylococcus aureus* (staph) [ATCC 6538]
- *Enterobacter aerogenes* [ATCC 13048]

[Optional Antimicrobial Claims:] [Note: In accordance with EPA 2005 “Germs” policy, asterisk next to “germs” is optional because all three major classes of organisms are approved.]
[Choose from the following claims as appropriate, location is optional.]

Antibacterial
Bactericide • Bactericidal
Broad Spectrum Disinfectant
Cleans [And Disinfects]
Disinfectant • Disinfecting • Disinfects
Disinfecting & Deodorizing
Disinfects [And] [Sanitizes] [And Deodorizes] [And Cleans] [Around The House▲▲]
Disinfects [,Sanitizes] [And Deodorizes]
Disinfect, Deodorize [and Kill 99.9% Of Germs[*]] [On Counters] In [Sinks] [Showers] [Bathtubs] [and] [On Vinyl and Glazed Tile Floor]
Disinfects hard, nonporous surfaces against the virus that causes COVID-19 ††
Effective against COVID-19 Virus ††
Eliminates Odors
Fungicide • Fungicidal
Germicide • Germicidal
Home Disinfectant Essential
Hospital Disinfectant
[Note: All “Kills” claims below may start with “Also” (as in “Also kills flu...)]
Kills Athlete’s Foot Fungus ††
Kills [or Removes] [99.9% Of] [Common Household] Germs[*] [list any approved organism]
Kills [or Removes] [99.9% Of] [Germs[*]] [or Bacteria**] [or Viruses***] [Commonly Found In] [Bathrooms] [or Homes] [or Households] [or Offices]
Kills 99.9% of Germs* -and/or- Viruses*** -and/or- Bacteria** including COVID-19 Virus ††
Kills COVID-19 Virus ††
Kills SARS-CoV-2 ††
Kills Flu Virus †
Kills Germs* and Removes Odors
Kills Virus That Causes The Flu†
Meets surface disinfection recommendations from OSHA Bloodborne Pathogen Standards
Reduces cross contamination of Germ[s][*] between treated surfaces
Removes Stains and Disinfects
Sani-Clean
Sanitizing • Sanitizer • Sanitizes
Tested [and proven effective] against SARS-CoV-2 †† [the virus that causes COVID-19]
[This Product] was tested according to the AOAC [Use-Dilution] method [for hospital disinfection.]
Virucide • Virucidal***

[SYMBOLS connect to the corresponding symbol in the claims above. Different symbols may be used on printed label. All organisms do not have to be listed on the printed labels, but listing must be consistent with EPA guidance requirements for germs claims]

* Staphylococcus aureus, Salmonella enterica, Pseudomonas aeruginosa, Escherichia coli, Influenza A virus, SARS-Related Coronavirus 2 (SARS-CoV-2) on hard non porous surfaces only, Trichophyton interdigitale (Athlete’s foot fungus)

** Escherichia coli, Pseudomonas aeruginosa, Salmonella enterica, Staphylococcus aureus (staph)

*** Influenza A virus, SARS-Related Coronavirus 2 (SARS-CoV-2) on hard non porous surfaces only

†† Trichophyton interdigitale (Athlete’s foot fungus)

† Influenza A virus

▲▲ hard, non-porous surfaces only

†† SARS-Related Coronavirus 2 (Cause of COVID-19) [Strain Isolate USA-WA1/2020], on hard, non-porous surfaces only

GENERAL NON-PESTICIDAL CLAIMS AND INFORMATION:

33% MORE COMPACT DOSE[^]

50% MORE USES[^]

[25%] [More Concentrated][^]

81 fl oz = 121 fl oz[^]

43 fl oz = 64 fl oz[^]

[^]More concentrated formula

[or] [^]As [or When] compared to [insert ABN or supplemental distributor for 70271-13]

[other sizes may be substituted]

[A more] sustainable solution for the environment

Avoid Prolonged Contact With Metal Since Corrosion Or Discoloration May Occur

Always Dilute In Strict Accordance With The Label Directions

Always Mix This Product Strictly In Accordance With Label Instructions

Anti-Allergen (non-living)

Bleaches Out Tough Stains

Bleach Works

Boosts Cold Water Cleaning Power

Boosts Cold Water Washing Power

Boosts Laundry Cleaning Power

Brightens Laundry

Check To Make Sure Bottle Is Always Tightly Capped

Cleans [and Deodorizes] [Around The House]

Cleaning booster (even) on cold water washing

Cleans [Tough] Mold & Mildew Stains

Clean Smell[ing]

Clean[s] White[s] [cleans & whitens laundry]

Cold Water Booster

Commercial/Institutional Use

[Compatible] For Use In [High Efficiency[□]] [or HE[□]] Washing Machines

Compatible with all washing machines

Compatible with HE[□] and Standard Washers

Concentrated [formula]

Contains No Phosphorus

Deodorizer • Deodorizes • Deodorize

Do Not Break Open - To Be Sold As A [Two] [or Three] [or Four] Pack

Do Not Drop

Do Not Use This [Product] [or Bleach] At Full Strength For Cleaning [Surfaces]

Do not use on Acetate, Leather, Silk, Spandex or Wool, Mohair and non-fast colors.

Do Not Use This Product On Chipped Baked Enamel

Easier To Handle, Pour, and Store Than Before

Easy pour spout

[Eliminates] [or Removes] Odors

Emperor Size

Exercise Care In Handling

[Family] [or Giant] [or King] [or Value] Size

For [Use in] Standard [or Top Load] & HE[□] [or Front Load] [Washing] Machines [washers]

For [Use in] HE[□] [or Front Load] [Washing] Machines [washers]

For [Use in] Standard [or Top Load] [Washing] Machines [washers]

For A Clean[er], Fresh[er] Household & [and] Laundry

For odor-free laundry

For Cold Washing

For more product ingredient information, visit [add applicable website]

Freshens

[Fresh] [Lemon] [Citrus] Scent

Gets Even Your Dirtiest Clothes White

Great For Cold Water [Cleaning]

Helps remove odor causing residues in standard (top loading) & HE (or front loading) Washing Machines

Helps remove odor causing residues in HE (or front loading) washing machine(s)

[High Efficiency[□]] [or HE[□]] [Compatible]

Household Use

In-wash booster

Just As Safe On Bleachable Fabrics As Before
Keep Bottle[s] Upright and Tightly Capped
Keep Upright
King Size
Looks [and/or Smells] Clean
More Value [Than Before]
Proudly Made In [The USA] [North America]
Product Should Be Carried and Stored In An Upright Position To Avoid Spillage
Purest White
Recycle [Container] ♻️
Recyclable Container
Reduce Your Carbon Footprint. Buy Products [Made In The USA.] [Made In North America.]
Removes Non-living Allergens
Removes [Tough] Mold & Mildew Stains
Removes [Tough] Stains
Safe For All Washing Machines
Safe On Bleachable Fabric[s]
Safe on HE (or Front loading) Washing Machine
Sparkling White
Smaller Bottle Is Easier To Handle and Store Than Before
Smaller is better
Smaller bottle means easier to handle, pour and store
Smaller Bottle, same number of [loads][uses]
Splash Resistant With An Easy Open Seal
Takes less space in your cupboard
The Original All Purpose Cleaner
This Product Gets Even Your Dirtiest Clothes White
Value Size [2] [or 3] [or 4] Pack
Washing Machine Cleaner
Wear Gloves When Cleaning For Prolonged Periods
White Brite
Whitens [Bleachable Fabrics]
Whitens (and removes stains) even on cold water washing
Whitest Whites
Whitens [And Removes Stains]
Works in your maintenance cycle [too]
Works Even In Cold Water!



▣Whitening

or

▣Whiten Laundry

or

[use symbol to link to "Whiten Laundry" in the laundry use table in the directions for use]




^More concentrated formula

[or] ^As [or When] compared to [insert ABN or supplemental distributor for 70271-13]

[other sizes may be substituted]

[Note: "New" and "Old" can only be used with bottle graphics for the first 6 months after product placed into the marketplace]



[Optional graphic used to depict fragrance of product – similar graphics to the one below may be used] [Lemon Scent]



[Note: Foreign language translation of label text, in addition to full English text, is permitted in part or in its entirety on the product so long as it is a true and accurate translation of the English text. This applies to all marketplace labels, whether for the basic registrant or supplemental distributor.]

FOR USE IN:

[The following headings may be placed above or in front of appropriate directions (e.g., Household Use in front of directions for dishes or floors)] [Use sites may be pluralized below]

DAYCARE CENTER
 HEALTH CLUBS
 HOME [USE]
 HOSPITAL [USE]




HOUSEHOLD [USE]
 INSTITUTION
 MEDICAL CLINIC
 MEDICAL FACILITY

HOTEL
 OFFICE BUILDING
 RESTROOM
 SCHOOL

DIRECTIONS FOR USE

It is a violation of Federal law to use this product in a manner inconsistent with its labeling.

[LAUNDRY USE]: [Choose one or more sets of directions as appropriate:]

Laundry	Product	Water	Instructions
 <p>DO NOT use on Acetate, Leather, Silk, Spandex, Wool, Mohair or non-fast colors.</p>	<p>Whiten Laundry</p> 		<ol style="list-style-type: none"> Sort laundry by color. Add laundry detergent. Fill bleach dispenser to max line or add the designated measured amount of bleach to wash water. Add laundry to the machine and start the wash cycle.




LAUNDRY USE:

- Before adding clothes, mix 1/3 cup of bleach with water in washing machine. For HE Washers, add using the bleach dispenser following the machine manufacturer's instructions.
- Add clothes.
- Wash and rinse with usual cycles. **[DO NOT** use on Acetate, Leather, Silk, Spandex, Wool, or Mohair and [or] non-fast colors.]

LAUNDRY USE:

- Sort your laundry by color and fabric type.
- Add 1/3 cup of bleach and laundry detergent to wash water.
- Add laundry.

[DISINFECTING] [To Disinfect]: *[Choose one or more sets of directions as appropriate.]*

Disinfect Hard Non-porous Surfaces:	Product	Water	Instructions
 <p>Bathtubs, countertops, faucets, floors, glazed ceramic tile, glazed porcelain, showers, plastic shower curtains, shower walls, sinks, vinyl, walls</p>			<ol style="list-style-type: none"> 1. Use 1/3 cup of bleach per gallon of water. 2. Pre-wash surface and rinse, then apply the disinfecting solution. 3. Allow surface to remain visibly wet for 10 minutes, then rinse thoroughly and air dry.

[KITCHEN: *[Optional to list one or more:]**[Use sites]* Appliances, faucets, garbage disposals, microwaves, sinks, stoves, stove tops, trash cans, trash bins *[Surfaces:]* Countertops, plastic cutting boards, floors, glass, glazed ceramic tile, linoleum, painted woodwork, vinyl, walls, work surfaces} *{Graphics representing the approved use sites/surfaces may also be used on marketplace labels; no people, animal, or food will be depicted in use site/surface graphics.}*

Kitchen: Clean and disinfect hard non-porous surfaces *[May add use sites and surfaces from the “kitchen” list directly above]:*

1. Use 1/3 cup of bleach per 1 gallon of water.
2. Pre-wash surface and rinse, then apply the disinfecting solution.
3. Allow surface to remain visibly wet for 10 minutes, then rinse thoroughly and air dry.

[BATHROOM: *[Optional to list one or more:]**[Use sites]* Bathtubs, faucets, showers, shower walls, sinks,] *[Surfaces:]* countertops, floors, glazed ceramic tile, glazed porcelain, plastic shower curtains, vinyl, walls} *{Graphics representing the approved use sites/surfaces may also be used on marketplace labels; no people, animal, or food will be depicted in use site/surface graphics.}*

[To Disinfect] Bathroom: Disinfect and deodorize hard non-porous surfaces *[May add use sites and surfaces from the “bathroom” list directly above]:*

1. Use 1/3 cup of bleach per 1 gallon of water.
2. Pre-wash surface and rinse, then apply the disinfecting solution.
3. Allow surface to remain visibly wet for 10 minutes, then rinse thoroughly and air dry.

[To Disinfect] Kitchens and Bathrooms: Disinfect, deodorize *[and kill 99.9% of germs[*]]* on counters, in sinks, showers, bathtubs and on vinyl and tile[d] floors.

1. Pre-wash surface and rinse, then apply the disinfecting solution.
2. Disinfect surfaces with a solution of 1/3 cup of bleach per 1 gallon of water
3. Allow surface to remain visibly wet for 10 minutes, then rinse thoroughly and air dry.

Disinfect Hard Non-porous Surfaces:

1. Use 1/3 cup of Bleach per 1 gallon of water.
2. Pre-wash surface and rinse, then apply the disinfecting solution.
3. Allow surface to remain visibly wet for 10 minutes, then rinse thoroughly and air dry.

For Disinfecting - Mix 1/3 cup bleach with 1 gallon of water.

Floors, Walls [and other hard inanimate surfaces not in direct contact with food]: Pre-wash surfaces and rinse. Spray, rinse or wipe surface with bleach solution, allow surface to remain visibly wet for 10 minutes. Drain or rinse and air dry.

[CHART FORMAT] [Choose one or more sets of directions as appropriate:]

DISINFECTING	Product	Water	Instructions
Floors, Walls	1/3 Cup	1 Gallon	Pre-wash surface and rinse. Spray, rinse or wipe surface with bleach solution, allow surface to remain visibly wet for 10 minutes then rinse thoroughly and air dry.
SANITIZING	Product	Water	Instructions
Work Surfaces	1/3 Cup	1 Gallon	Pre-wash with detergent, rinse, cover surface with bleach solution allow surface to remain visibly wet for 2 minutes, drain, let air dry.
Bathtubs, Showers, Exterior Surfaces of Refrigerators and Freezers	1/3 Cup	1 Gallon	Wash, rinse, apply bleach solution, allow surface to remain visibly wet for 2 minutes, drain, let air dry.
DEODORIZING	Product	Water	Instructions
Garbage Cans	1/3 Cup	1 Gallon	After washing and rinsing, brush inside with bleach solution. Empty and let drain.
Drains	3/4 Cup	-----	Flush drains. Pour into drain. Flush with hot water.

SANITIZING [To Sanitize] Non-food contact: *[Choose one or more sets of directions from the following. Several versions of wording are offered to provide supplemental distributors with options.]*

[If Sanitizing bathroom directions are used on marketplace label, the toilet bowl directions must also be used]

[BATHROOM: *[Optional to list one or more:] [Use sites] Bathtubs, faucets, showers, shower walls, sinks] [Surfaces:]* Countertops, floors, glazed ceramic tile, glazed porcelain, plastic shower curtains, vinyl, walls]

Bathroom: [To] Sanitize and deodorize hard non-porous surfaces *[May add use sites and surfaces from the “bathroom” list directly above]*

1. Use 1/3 cup bleach per 1 gallon of water.
2. Pre-wash surface and rinse, then apply sanitizing solution.
3. Allow surface to remain visibly wet for 2 minutes, then rinse thoroughly and air dry.

To Sanitize Hard Non-porous Non-food Contact Surfaces:

1. Use 1/3 cup bleach per 1 gallon of water.
2. Pre-wash surface and rinse, then apply sanitizing solution.
3. Allow surface to remain visibly wet for 2 minutes, then rinse thoroughly and air dry.

For Sanitizing - Mix 1/3 cup bleach with 1 gallon of water.

Floors, Walls: Prewash surfaces and rinse. Spray, rinse or wipe surface with bleach solution, allow surface to remain visibly wet for 2 minutes, then rinse thoroughly and air dry.

[If Sanitizing bathroom directions are used on marketplace label, one of the following sets of toilet bowl directions must also be used]

SANITIZING [To Sanitize] [Toilet Bowl]

Toilet Bowls: To sanitize and deodorize pre-cleaned toilet bowls, use 1/3 cup of this product.

1. Flush, pour in bleach – swab with brush, making sure to get under the rim.
2. Allow surface to remain visibly wet for 5 minutes, then rinse thoroughly and air dry.
3. Flush. DO NOT use with bowl cleaners or any other household chemicals.

Toilet Bowl: To sanitize and deodorize pre-cleaned toilet bowls, use 1/3 cup of this product. Flush, pour in bleach – swab with brush, making sure to get under the rim. Allow surface to remain visibly wet for 5 minutes, then rinse thoroughly and air dry. Flush. DO NOT use with bowl cleaners or any other household chemicals.