



UNITED STATES ENVIRONMENTAL PROTECTION AGENCY
WASHINGTON, DC 20460

OFFICE OF CHEMICAL SAFETY
AND POLLUTION PREVENTION

January 27, 2020

Jaqueline Sumski
Agent
KIK International LLC
c/o Delta Analytical Corp.
12510 Prosperity Drive, Suite 160
Silver Spring, MD 20904

Subject: Notification per PRN 98-10 – To Correct Errors
Product Name: Nova
EPA Registration Number: 70271-31
Application Date: September 25, 2019
Decision Number: 556794

Dear Ms. Sumski:

The Agency is in receipt of your Application for Pesticide Notification under Pesticide Registration Notice (PRN) 98-10 for the above referenced product. The Antimicrobials Division (AD) has conducted a review of this request for its applicability under PRN 98-10 and finds that the action requested falls within the scope of PRN 98-10.

The label submitted with the application has been stamped “Notification” and will be placed in our records.

Should you wish to add/retain a reference to the company’s website on your label, then please be aware that the website becomes labeling under the Federal Insecticide Fungicide and Rodenticide Act and is subject to review by the Agency. If the website is false or misleading, the product would be misbranded and unlawful to sell or distribute under FIFRA section 12(a)(1)(E). 40 CFR 156.10(a)(5) list examples of statements EPA may consider false or misleading. In addition, regardless of whether a website is referenced on your product’s label, claims made on the website may not substantially differ from those claims approved through the registration process. Therefore, should the Agency find or if it is brought to our attention that a website contains false or misleading statements or claims substantially differing from the EPA approved registration, the website will be referred to the EPA’s Office of Enforcement and Compliance.

If you have any questions, you may contact Wanda Henson at (703) 308-6345 or via email at henson.wanda@epa.gov

Sincerely,

A handwritten signature in blue ink that reads "Wanda G. Henson, for".

Demson Fuller, Product Manager 32
Regulatory Management Branch I
Antimicrobials Division (7510P)
Office of Pesticide Programs

NOVA

Active Ingredient[:]
Sodium Hypochlorite[:]
Other Ingredients[:]
Total[:]
[Yields 7.13% Available Chlorine]

[Optional format
Active Ingredient[:]
Sodium Hypochlorite[:]
Other Ingredients[:]
(Water, Sodium hydroxide, Sodium silicate, Sodium metaperiodate)
TOTAL[:]
[Yields 7.13% Available Chlorine]]

KEEP OUT OF REACH OF CHILDREN DANGER

FIRST AID: Call a poison control center [(1-800-222-1222)] [(1-866-366-5048)] or doctor for treatment advice. Have the product container or label with you when calling a Poison Control Center or doctor, or going for treatment. **If in eyes:** Hold eye open and rinse slowly and gently with water for 15-20 minutes. Remove contact lenses, if present, after the first 5 minutes, then continue rinsing eye. **If on skin or clothing:** Take off contaminated clothing. Rinse skin with plenty of water for 15-20 minutes. **If swallowed:** Have person sip a glass of water if able to swallow. Do not induce vomiting unless told to do so by the poison control center or doctor. Do not give anything by mouth to an unconscious person. **If inhaled:** Move person to fresh air. If person is not breathing, call 911 or an ambulance, then give artificial respiration, preferably mouth-to-mouth if possible. **Note to Physician:** Probable mucosal damage may contraindicate the use of gastric lavage.

See side [or back] panel for additional precautionary labeling. [additional precautions]

Manufactured by [for]:

**KIK International LLC
33 Macintosh Blvd.
Concord, Ontario L4K4L5 [Canada]**

[Optional: Following may be included in addition to "Manufactured by [for]" address: Distributed by [or Sold by] [or Marketed by] [or Marketed through] Insert additional company name and address]

EPA Reg. No. 70271-31

Santa Fe Springs CA 90670
Denver CO 80207
Auburndale FL 33823
Hampton GA 30228
Houston TX 77054
Salem VA 24153
Concord ON CN L4K4K5
Woodridge, IL 60517
Mars, PA
Ludlow, MA

EPA Est. No. 70271-CA-2 (G)
EPA Est. No. 70271-CO-1 (L)
EPA Est. No. 70271-FL-1 (M)
EPA Est. No. 70271-GA-1 (S)
EPA Est. No. 70271-TX-1 (B)
EPA Est. No. 70271-VA-1 (P)
EPA Est. No. 70271-CAN-1 (A)
EPA Est. No. 55852-IL-01 (CP)
EPA Est. No. 1672-PA-1 (Z)
EPA Est. No. 1672-MA-1 (V)

[actual establishment shown in code above or below label printed on bottle] [Letter designation is not used if establishment number is to be printed on bottle]

Alternate Format for EPA Est. No.

EPA Est. No. 70271-CA-2 (G), CO-1 (L), FL-1 (M), GA-1 (S), TX-1 (B), VA-1 (P), CAN-1 (A), 55852-IL-01 (CP), 1672-PA-1 (Z), 1672-MA-1 (V)
[Letter designation in lot code printed above or below label on bottle identifies actual establishment]

NET [CONTENTS] _____

[BATCH CODE _____] [May be located anywhere on label or container]

NOTIFICATION

70271-31

The applicant has certified that no changes, other than those reported to the Agency have been made to the labeling. The Agency acknowledges this notification by letter dated:

01/27/2020

PRECAUTIONARY STATEMENTS
Hazards to Humans and Domestic Animals

DANGER: Corrosive. Causes irreversible eye damage and skin burns. Harmful if swallowed, inhaled, or absorbed through skin. Do not get in eyes, on skin, or on clothing. Wear safety glasses and rubber gloves when handling this product. Wash thoroughly with soap and water after handling and before eating, drinking, chewing gum, using tobacco, or using the toilet. Avoid breathing vapors and use in a well-ventilated area. Remove and wash contaminated clothing before reuse.

[In accordance with PR notice 95-1, use the following complete Environmental Hazards statement for containers 5 gallons and larger:

Environmental Hazards

This product is toxic to fish and aquatic organisms. Do not discharge effluent containing this product into lakes, streams, ponds, estuaries, oceans or public waters unless in accordance with the requirements of a National Pollutant Discharge Elimination System (NPDES) permit and the permitting authority has been notified in writing prior to discharge. Do not discharge effluent containing this product to sewer systems without previously notifying the local sewage treatment plant authority. For guidance contact your State Water Board or Regional Office of the EPA.

[For containers smaller than 5 gallons use the following:]

Environmental Hazards

This product is toxic to fish and aquatic organisms.

Physical and Chemical Hazards

STRONG OXIDIZING AGENT: Mix only with water according to label directions. Mixing this product with chemicals (e.g. ammonia, acids, detergents, etc.) or organic matter (e.g. urine, feces, etc.) may release chlorine gas and other hazardous gases irritating to eyes, lungs, and mucous membranes. Prolonged contact with metal may cause pitting or discoloration.

STORAGE AND DISPOSAL

Do not contaminate food or feed by storage, disposal or cleaning of equipment. Store in a cool, dry area away from direct sunlight and heat to avoid deterioration. In case of spill, flood area with large quantities of water. Product or rinsates that cannot be used must be diluted with water before disposal in a sanitary sewer.

Container Disposal:

[For Residential uses only]

Non-refillable container. Do not reuse or refill this container. Offer for recycling if available or place in trash [collection].

[For Institutional uses only, nonrefillable container 5 gallons or less]

Nonrefillable container. Do not reuse or refill this container. Clean container promptly after emptying. Triple rinse as follows: Fill container ¼ full with water and recap. Shake for 10 seconds. Drain for 10 seconds after the flow begins to drip. Dispose of rinsate in sanitary sewer. Offer for recycling if available or place in trash.

[List of Approved Organisms:]

[ATCC numbers are required on the master label, but are not required to be listed on the production label]

This product, when used as directed on hard, non-porous surfaces, is effective against the following:

[Note: Disinfection Use Rate of 1/3 cup product to 1 gallon of water, 10 minute contact time]

FUNGICIDAL

- *Trichophyton interdigitale* (Athlete’s foot fungus) [ATCC 9533]

BACTERICIDAL

- *Escherichia coli* (E. coli) [ATCC 11229]
- *Pseudomonas aeruginosa* (pseudomonas) [ATCC 15442]
- *Salmonella enterica* (salmonella) [ATCC 10708]
- *Staphylococcus aureus* (staph) [ATCC 6538]

VIRUCIDAL

- Influenza A virus (Strain Hong Kong) [ATCC VR-544]
- Rhinovirus type 37 [ATCC VR-1147]

[Note: Non-food contact Sanitizer Use Rate of 1/3 cup product to 1 gallon of water, 2 minute contact time; toilet bowl sanitizing directions 5 minute contact time]

Non-food contact Sanitizer

- *Staphylococcus aureus* (staph) [ATCC 6538]
- *Enterobacter aerogenes* [ATCC 13048]

[Laundry Sanitizer Use Rate of 2/3 cup product to 16 gallons of water, 10 minute contact time]

Laundry Sanitizer

- *Staphylococcus aureus* (staph) [ATCC 6538]
- *Klebsiella pneumoniae* [ATCC 4352]

[Note: Mildew Claims Disinfection Use Rate of 3/4 cup product to 1 gallon of water, 10 minute contact time; included in separate alternate disinfection directions section B]

- [• *Aspergillus brasiliensis* (mildew) [ATCC 16404]]

[Optional Antimicrobial Claims:] *[Note: In accordance with EPA 2005 “Germs” policy, asterisk next to “germs” is optional because all three major classes of organisms are approved.]*

[Choose from the following claims as appropriate, location is optional.]

- Antibacterial
- Bactericide • Bactericidal
- Broad Spectrum Disinfectant
- Cleans [And Disinfects]
- Disinfectant • Disinfecting • Disinfects
- Disinfecting & Deodorizing
- Disinfects [And] [Sanitizes] [And Deodorizes] [And Cleans] [Around The House▲▲]
- Disinfects [,Sanitizes] [And Deodorizes]
- Disinfect, Deodorize [and Kill 99.9% Of Germs[*]] [On Counters] In [Sinks] [Showers] [Bathtubs] [and] [On Vinyl and Glazed Tile Floor]
- Eliminates Odors
- Fights Germs[*] [And Odors]
- Fungicide • Fungicidal
- Germicide • Germicidal

Home Disinfectant Essential

Hospital Disinfectant

[Note: All "Kills" claims below may start with "Also" (as in "Also kills flu...)]

Kills and reduces cross contamination of Germ[s][*] between treated surfaces

Kills Athlete's Foot Fungus ††

Kills [or Removes] [99.9% Of] [Common Household] Germs[*] [list any approved organism]

Kills [or Removes] [99.9% Of] [Germs[*]] [or Bacteria**] [or Viruses***] [Commonly Found In] [Bathrooms] [or Homes] [or Households] [or Offices]

Kills 99.9% of Bacteria in your Laundry †††

Kills Flu Virus †

Kills Germs* and Removes Odors

Kills Virus That Causes The Flu†

Meets OSHA Bloodborne Pathogen Standards

Removes Stains and Disinfects

Sani-Clean

Sanitizing • Sanitizer • Sanitizes

Staphylocidal††

[This Product] passed AOAC [Use-Dilution] efficacy testing [for hospital disinfection].

Virucide • Virucidal***

[Claims to be used only with Alternate Disinfection Directions Section B:]

Kills Mold [And Mildew][in your house] †

Mildewcide • Mildewcidal • Mildewstat[ic] †

[SYMBOLS connect to the corresponding symbol in the claims above. Different symbols may be used on printed label. All organisms do not have to be listed on the printed labels, but listing must be consistent with EPA guidance requirements for germs claims]

* Staphylococcus aureus, Salmonella enterica, Pseudomonas aeruginosa, Escherichia coli, Influenza A virus, Rhinovirus type 37, Trichophyton interdigitale (Athlete's foot fungus)

[Insert Aspergillus in the list above only if Alternate Disinfection Directions Section B used on label:

Aspergillus brasiliensis (mildew)]

† Aspergillus brasiliensis (mildew)

[Other Symbols, both sets of directions:]

** Escherichia coli, Pseudomonas aeruginosa, Salmonella enterica, Staphylococcus aureus (staph)

*** Influenza A virus, Rhinovirus type 37

†† Trichophyton interdigitale (Athlete's foot fungus)

† Influenza A virus

††† Sanitizes: Staphylococcus aureus (staph) & Klebsiella pneumoniae

▲▲ hard, non-porous surfaces only

†† Staphylococcus aureus

GENERAL NON-PESTICIDAL CLAIMS AND INFORMATION:

33% MORE COMPACT DOSE[^]

50% MORE USES[^]

[25%] [More Concentrated][^]

81 fl oz = 121 fl oz[^]

43 fl oz = 64 fl oz[^]

[^]More concentrated formula

[or] [^]As [or When] compared to [insert ABN or supplemental distributor for 70271-20]

[other sizes may be substituted]

[A more] sustainable solution for the environment

Avoid Prolonged Contact With Metal Since Corrosion Or Discoloration May Occur

Always Dilute In Strict Accordance With The Label Directions

Always Mix This Product Strictly In Accordance With Label Instructions

Anti-Allergen (non-living)

Bleaches Out Tough Stains

Bleach Works

Boosts Cold Water Cleaning Power

Boosts Cold Water Washing Power

Boosts Laundry Cleaning Power
 Brightens Laundry
 Check To Make Sure Bottle Is Always Tightly Capped
 Cleans [and Deodorizes] [Around The House]
 Cleaning booster (even) on cold water washing
 Clean Smell[ing]
 Clean[s] White[s] [cleans & whitens laundry]
 Cold Water Booster
 Commercial/Institutional Use
 [Compatible] For Use In [High Efficiency[®]] [or HE[®]] Washing Machines
 Concentrated [formula]
 Contains No Phosphorus
 Deodorizer • Deodorizes • Deodorize
 Do Not Break Open - To Be Sold As A [Two] [or Three] [or Four] Pack
 Do Not Drop
 Do Not Use This [Product] [or Bleach] At Full Strength For Cleaning [Surfaces]
 Do not use on Acetate, Leather, Silk, Spandex or Wool, Mohair and non-fast colors.
 Do Not Use This Product On Chipped Baked Enamel
 Easier To Handle, Pour, and Store Than Before
 Easy pour spout
 [Eliminates] [or Removes] Odors
 Exercise Care In Handling
 [Family] [or Giant] [or King] [or Value] Size
 Fabric Friendly®
 Fiber Friendly®
 For [Use in] Standard [or Top Load] & HE[®] [or Front Load] [Washing] Machines [washers]
 For [Use in] HE[®] [or Front Load] [Washing] Machines [washers]
 For [Use in] Standard [or Top Load] [Washing] Machines [washers]
 For A Clean[er], Fresh[er] Household & [and] Laundry
 For odor-free laundry
 For Cold Washing
 For more product ingredient information, visit [*add applicable website*]
 Freshens
 Gets Even Your Dirtiest Clothes White
 Great For Cold Water [Cleaning]
 Helps to maintain your HE machine
 Helps remove odor causing residues in standard (top loading) & HE (or front loading) Washing Machines
 Helps remove odor causing residues in HE (or front loading) washing machine(s)
 HE[®] plus 4 in 1 (or 4 in 1) ([i.e.] Cold water washing, Fabric protection, Anti allergen (non-living) and Deodorization)
 [High Efficiency[®]] [or HE[®]] [Compatible]
 Household Use
 In-wash booster
 Just As Safe On Bleachable Fabrics As Before
 Keep Bottle[s] Upright and Tightly Capped
 Keep Upright
 Looks [*and/or* Smells] Clean
 More Value [Than Before]
 [Now][With] Fabric Protection
 [Now][With] Fiber Protection
 Proudly Made In [The USA] [North America]
 Product Should Be Carried and Stored In An Upright Position To Avoid Spillage
 Purest White
 Recycle [Container] 
 Recyclable Container
 Reduce Your Carbon Footprint. Buy Products [Made In The USA.] [Made In North America.]
 Removes Non-living Allergens
 Removes [Tough] Stains
 Safe For All Washing Machines
 Safe On Bleachable Fabric[s]
 Safe on HE (or Front loading) Washing Machine

Sparkling White
 Smaller Bottle Is Easier To Handle and Store Than Before
 Smaller is better
 Smaller bottle means easier to handle, pour and store
 Splash Resistant With An Easy Open Seal
 Takes less space in your cupboard
 The Original All Purpose Cleaner
 This Product Gets Even Your Dirtiest Clothes White
 Ultra
 Value Size [2] [or 3] [or 4] Pack
 Washing Machine Cleaner
 Wear Gloves When Cleaning For Prolonged Periods
 White Brite
 Whitens [Bleachable Fabrics]
 Whitens (and removes stains) even on cold water washing
 Whitest Whites
 Whitens [And Removes Stains]
 Works in your maintenance cycle [too]
 Works Even In Cold Water!
 Keeps Whites Brighter Longer+
 Keeps Fabrics Brighter Longer+
 NOW! Clothes stay Whiter Longer+
 Clothes Whiter Longer! +
 Protects and Keeps Fabrics Whiter Longer+
 Fabric Protection for Brighter Whites+
 Whites stay Whiter Longer+
 Whites stay Brighter Longer+
 Whites stay Bright Longer+
 Keeps Whites their Brightest Longer+
 Cleans & Protects [Surfaces] [Fabrics]¹
 Stain protection for easier cleaning¹
 Repels grease and grime¹
 Fabric Protection¹
 Fiber Guard¹
 Fiber Friendly¹
 Max Protect[▲]

+ [Use one or the other of the following statements as shown below]:

+When [or As] compared to Pure Bright Germicidal 160 bleach

[can substitute corresponding ABN or Supplemental Distributor products under EPA Registration No. 70271-20]

[or]

[The following is for use with the non-pesticidal whitening and brightening claims only:]

+When compared to bleach that only contains sodium hypochlorite and water.

¹Conditions surface by reducing soil adhesion

[▲]Maximum protection against soil adhesion



▣Whitening

or

▣Whiten Laundry


or

[use symbol to link to “Whiten Laundry” in the laundry use table in the directions for use]

[Note: If the statements above are used as a footnote, location is optional]



^More concentrated formula
[or] ^As [or When] compared to [insert ABN or supplemental distributor for 70271-20]
[other sizes may be substituted]
[Note: "New" and "Old" can only be used with bottle graphics for the first 6 months after product placed into the marketplace]



FOR USE IN:

[The following headings may be placed above or in front of appropriate directions (e.g., Household Use in front of directions for dishes or floors)] [Use sites may be pluralized below]

DAYCARE CENTER
HEALTH CLUBS
HOME [USE]
HOSPITAL [USE]






HOUSEHOLD [USE]
INSTITUTION
MEDICAL CLINIC
MEDICAL FACILITY

HOTEL
OFFICE BUILDING
RESTROOM
SCHOOL

DIRECTIONS FOR USE

It is a violation of Federal law to use this product in a manner inconsistent with its labeling.

[LAUNDRY USE]: [Choose one or more sets of directions as appropriate:]

Laundry	Product	Water	Instructions
 <p>DO NOT use on Acetate, Leather, Silk, Spandex, Wool, Mohair or non-fast colors.</p>	<p>Whiten Laundry</p> 		<ol style="list-style-type: none"> Sort laundry by color. Add laundry detergent. Fill bleach dispenser to max line or add the designated measured amount of bleach to wash water. Add laundry to the machine and start the wash cycle. To sanitize laundry ensure laundry is in contact with bleach for at least 10 minutes.
	<p>Sanitize Laundry</p> 		
<p>Laundry Sanitizers: Bacteria: <i>Klebsiella pneumoniae</i>, <i>Staphylococcus aureus</i> (staph)</p>			

LAUNDRY USE:

1. Before adding clothes, mix 1/3 cup of bleach with water in washing machine. For HE Washers, add using the bleach dispenser following the machine manufacturer’s instructions. 2. Add clothes. 3. Wash and rinse with usual cycles. **[DO NOT use on Acetate, Leather, Silk, Spandex, Wool, or Mohair and [or] non-fast colors.]**

LAUNDRY USE:




- Sort your laundry by color and fabric type.
- Add 1/3 cup of bleach and laundry detergent to wash water.
- Add laundry.

To Sanitize Laundry⁺⁺⁺: add 2/3 cup of this product per load for standard washing machine [16 gallon]; 1/3 cup for front load [8 gallon] automatic. If clothes are in machine, dilute product with 1 quart of the wash water before adding. Wash and rinse with usual cycles ensuring laundry is in contact with bleach solution for at least 10 minutes.

⁺⁺⁺ Sanitizes: *Staphylococcus aureus* (staph) & *Klebsiella pneumoniae*

[A. DISINFECTION DIRECTIONS WITH USE RATE OF 1/3 CUP PRODUCT TO 1 GALLON OF WATER. If Aspergillus is on the label, see B. ALTERNATE DIRECTIONS WITH USE RATE 3/4 cup]

[DISINFECTING] [To Disinfect]: [Choose one or more sets of directions as appropriate:]

Disinfect Hard Non-porous Surfaces:	Product	Water	Instructions
 <p>Bathtubs, countertops, faucets, floors, glazed ceramic tile, glazed porcelain, showers, plastic shower curtains, shower walls, sinks, vinyl, walls</p>			<ol style="list-style-type: none"> 1. Use 1/3 cup of bleach per gallon of water. 2. Pre-wash surface and rinse, then apply the disinfecting solution. 3. Let stand 10 minutes, then rinse thoroughly and air dry.

[KITCHEN: [Optional to list one or more:][Use sites] Appliances, faucets, garbage disposals, microwaves, sinks, stoves, stove tops, trash cans, trash bins [Surfaces:] Countertops, plastic cutting boards, floors, glass, glazed ceramic tile, linoleum, painted woodwork, vinyl, walls, work surfaces]

Kitchen: Clean and disinfect hard non-porous surfaces [May add use sites and surfaces from the “kitchen” list directly above]:

1. Use 1/3 cup of bleach per 1 gallon of water.
2. Pre-wash surface and rinse, then apply the disinfecting solution.
3. Let stand 10 minutes, then rinse thoroughly and air dry.

[BATHROOM: [Optional to list one or more:][Use sites] Bathtubs, faucets, showers, shower walls, sinks,] [Surfaces:] countertops, floors, glazed ceramic tile, glazed porcelain, plastic shower curtains, vinyl, walls]

[To Disinfect] Bathroom: Disinfect and deodorize hard non-porous surfaces [May add use sites and surfaces from the from the “bathroom” list directly above]:

1. Use 1/3 cup of bleach per 1 gallon of water.
2. Pre-wash surface and rinse, then apply the disinfecting solution.
3. Let stand 10 minutes, then rinse thoroughly and air dry.

[To Disinfect] Kitchens and Bathrooms: Disinfect, deodorize hard non-porous surfaces [and kill 99.9% of germs[*]:] [on] counters, [in] sinks, showers, bathtubs and [on] vinyl and tile[d] floors.

1. Pre-wash surface and rinse, then apply the disinfecting solution.
2. Disinfect surfaces with a solution of 1/3 cup of bleach per 1 gallon of water
3. Let stand 10 minutes then rinse with water and allow to dry.

Disinfect Hard Non-porous Surfaces:

1. Use 1/3 cup of Bleach per 1 gallon of water.
2. Pre-wash surface and rinse, then apply the disinfecting solution.
3. Let stand 10 minutes, then rinse thoroughly and air dry.

For Disinfecting - Mix 1/3 cup bleach with 1 gallon of water.

Floors, Walls [and other hard inanimate surfaces not in direct contact with food]: Pre-wash surfaces and rinse. Spray, rinse or wipe surface with bleach solution, let stand for 10 minutes. Drain or rinse and air dry.

[B. ALTERNATE DISINFECTION DIRECTIONS WITH USE RATE OF 3/4 CUP PRODUCT TO 1 GALLON OF WATER. For use when Aspergillus is on the label]

*[The directions below can be used with the following list of organisms only]
 [Alternate organism formatting shown on other parts of this label may be used]*

FUNGICIDAL

- *Trichophyton interdigitale* (Athlete's foot fungus) [ATCC 9533]
- *Aspergillus brasiliensis* (mildew) [ATCC 16404]

BACTERICIDAL

- *Escherichia coli* (E. coli) [ATCC 11229]
- *Pseudomonas aeruginosa* (pseudomonas) [ATCC 15442]
- *Salmonella enterica* (salmonella) [ATCC 10708]
- *Staphylococcus aureus* (staph) [ATCC 6538]




VIRUCIDAL

- Influenza A virus (Strain Hong Kong) [ATCC VR-544]
- Rhinovirus type 37 [ATCC VR-1147]

DIRECTIONS FOR USE

It is a violation of Federal law to use this product in a manner inconsistent with its labeling.

[DISINFECTING] [To Disinfect]: *[Choose one or more sets of directions as appropriate:]*

Disinfect Hard Non-porous Surfaces:	Product	Water	Instructions
 <p>Bathtubs, countertops, faucets, floors, glazed ceramic tile, glazed porcelain, showers, plastic shower curtains, shower walls, sinks, vinyl, walls</p>	 <p>3/4 Cup</p>	 <p>1 Gal.</p>	<ol style="list-style-type: none"> 1. Use 3/4 cup of bleach per gallon of water. 2. Pre-wash surface and rinse, then apply the disinfecting solution. 3. Let stand 10 minutes, then rinse thoroughly and air dry.

[KITCHEN: *[Optional to list one or more:]**[Use sites]* Appliances, faucets, garbage disposals, microwaves, sinks, stoves, stove tops, trash cans, trash bins *[Surfaces:]* Countertops, plastic cutting boards, floors, glass, glazed ceramic tile, linoleum, painted woodwork, vinyl, walls, work surfaces]

Kitchen: Clean and disinfect hard non-porous surfaces *[May add use sites and surfaces from the “kitchen” list directly above]* :

1. Use 3/4 cup of Bleach per 1 gallon of water.
2. Pre-wash surface and rinse, then apply the disinfecting solution.
3. Let stand 10 minutes, then rinse thoroughly and air dry.

[BATHROOM: *[Optional to list one or more:]* *[Use sites]* Bathtubs, faucets, showers, shower walls, sinks,] *[Surfaces:]* Countertops, floors, glazed ceramic tile, glazed porcelain, plastic shower curtains, vinyl, walls]

[To Disinfect] Bathroom: Disinfect and deodorize hard non-porous surfaces *[May add use sites and surfaces from the “bathroom” list directly above]*:

1. Use 3/4 cup of Bleach per 1 gallon of water.
2. Pre-wash surface and rinse, then apply the disinfecting solution.
3. Let stand 10 minutes, then rinse thoroughly and air dry.

[To Disinfect] Kitchens and Bathrooms: Disinfect, deodorize hard non-porous surfaces [and kill 99.9% of germs[*]:] [on] counters, [in] sinks, showers, bathtubs and [on] vinyl and tile[d] floors.

1. Pre-wash surface and rinse, then apply the disinfecting solution.
2. Disinfect surfaces with a solution of 3/4 cup of bleach per 1 gallon of water
3. Let stand 10 minutes then rinse with water and allow to dry.

Disinfecting and Deodorizing [To Disinfect [and Deodorize]] Bathrooms: To disinfect [,] [and deodorize and eliminate mold and mildew from] pre-cleaned hard non-porous surfaces: tubs, showers, counter tops, sinks, glazed ceramic tile and vinyl flooring:

1. Pre-wash surface and rinse. Spread a solution of 3/4 cup of this product per 1 gallon of water.
2. Let stand for 10 minutes, then drain or rinse and air dry.

Disinfect Hard Non-porous Surfaces:

1. Use 3/4 cup of Bleach per 1 gallon of water.
2. Pre-wash surface and rinse, then apply the disinfecting solution.
3. Let stand 10 minutes, then rinse thoroughly and air dry.

For Disinfecting - Mix 3/4 cup bleach with 1 gallon of water.

Floors, Walls [and other hard inanimate surfaces not in direct contact with food]: Pre-wash surfaces and rinse. Spray, rinse or wipe surface with bleach solution, let stand for 10 minutes. Drain or rinse and air dry.

SANITIZING [To Sanitize] [Non-food contact]: *[Choose one or more sets of directions from the following. Several versions of wording are offered to provide supplemental distributors with options.]*

[If Sanitizing bathroom directions are used on marketplace label, the toilet bowl directions must also be used]

[BATHROOM: *[Optional to list one or more:] [Use sites] Bathtubs, faucets, showers, shower walls, sinks] [Surfaces:]* Countertops, floors, glazed ceramic tile, glazed porcelain, plastic shower curtains, vinyl, walls]

Bathroom: [To] Sanitize and deodorize hard non-porous surfaces *[May add use sites and surfaces from the “bathroom” list directly above]*

1. Use 1/3 cup bleach per 1 gallon of water.
2. Pre-wash surface and rinse, then apply sanitizing solution.
3. Let stand 2 minutes, and air dry.

To Sanitize Hard Non-porous Non-food Contact Surfaces:

1. Use 1/3 cup bleach per 1 gallon of water.
2. Pre-wash surface and rinse, then apply sanitizing solution.
3. Let stand 2 minutes and air dry.

For Sanitizing - Mix 1/3 cup bleach with 1 gallon of water.

Floors, Walls: Prewash surfaces and rinse. Spray, rinse or wipe surface with bleach solution, let stand for 2 minutes. Drain and air dry.

[If Sanitizing bathroom directions are used on marketplace label, one of the following sets of toilet bowl directions must also be used]

SANITIZING [To Sanitize] [Toilet Bowl]

Toilet Bowls: To sanitize and deodorize pre-cleaned toilet bowls, use 1/3 cup of this product.

1. Flush, pour in bleach – swab with brush, making sure to get under the rim.
2. Let stand for 5 minutes.
3. Flush. DO NOT use with bowl cleaners or any other household chemicals.

Toilet Bowl: To sanitize and deodorize pre-cleaned toilet bowls, use 1/3 cup of this product. Flush, pour in bleach – swab with brush, making sure to get under the rim. Let stand for 5 minutes. Flush. DO NOT use with bowl cleaners or any other household chemicals.