

**Precautionary Statements
Hazards to Humans and Domestic Animals**

DANGER Corrosive. Causes irreversible eye damage and skin burns. Harmful if swallowed or absorbed through the skin. Do not get in eyes, on skin, or on clothing. Wear goggles or face shield, protective clothing and rubber gloves when handling. Wash thoroughly with soap and water after handling. Remove contaminated clothing and wash before reuse.

FIRST AID

IF ON SKIN OR CLOTHING: Take off contaminated clothing. Rinse skin immediately with plenty of water for 15-20 minutes. Call a poison control center or doctor for treatment advice.

IF IN EYES: Hold eye open and rinse slowly and gently with water for 15-20 minutes. Remove contact lenses, if present, after the first 5 minutes, then continue rinsing. Call a poison control center or doctor for treatment advice.

IF SWALLOWED: Call a poison control center or doctor immediately for treatment advice. Have person sip a glass of water if able to swallow. Do not induce vomiting unless told to do so by a poison control center or doctor. Do not give anything by mouth to an unconscious person.

NOTE TO PHYSICIAN: Probable mucosal damage may contraindicate the use of gastric lavage. Measures against circulatory shock, respiratory depression and convulsion may be needed.

Have the product container or label with you when calling poison control center or doctor or going for treatment.

ENVIRONMENTAL HAZARDS

Do not discharge effluent containing this product into lakes, streams, ponds, estuaries, oceans or other waters unless in accordance with the requirements of a National Pollutant Discharge Elimination System (NPDES) permit and the permitting authority has been notified in writing prior to discharge. Do not discharge effluent containing this product to sewer systems without previously notifying the local sewage treatment plant authority. For guidance, contact your State Water Board or Regional Office of the EPA.

STORAGE AND DISPOSAL

Do not contaminate water, food, or feed by storage or disposal.

PESTICIDE STORAGE: Do not store on side. Avoid creasing or impacting of side walls. Store in original container in areas inaccessible to children.

PESTICIDE DISPOSAL: Pesticide wastes are acutely hazardous. Improper disposal of excess pesticide, spray, or mixture of rinsate is a violation of Federal Law. If these wastes cannot be disposed of by use according to label instructions, contact your State Pesticide or Environmental Control Agency, or the Hazardous Waste representative at the nearest EPA Regional Office for guidance.

CONTAINER DISPOSAL: Plastic Containers: Triple rinse (or equivalent). Then offer for recycling or reconditioning or puncture and dispose of in a sanitary landfill, or incineration, or, if allowed by state and local authorities, by burning. If burned, stay out of smoke. Metal Containers: Triple rinse (or equivalent), then offer for recycling or reconditioning, or dispose of in a sanitary landfill, or by other procedures approved by state and local authorities.

For household products, use this container disposal statement. Do not reuse empty container (bottle, can, bucket). Wrap container and put in trash.

MICROBAN QGC

Disinfectant-Cleaner-Sanitizer-Fungicide-Mildewstat-
Virucide*- Deodorizer
for Hospitals, Institutional and Industrial Use
Effective in hard water up to 400 ppm hardness
(Calculated as CaCO₃) in the presence of 5% serum contamination
Formulated for Effective Poultry Premise Sanitation
Formulated for Effective Swine Premise Sanitation

Active Ingredients

Octyl decyl dimethyl ammonium chloride	1.65%
Dioctyl dimethyl ammonium chloride	0.86%
Didecyl dimethyl ammonium chloride	0.99%
Alkyl (C ₁₄ , 50%; C ₁₂ , 40%; C ₁₈ , 10%) dimethyl benzyl ammonium chloride	2.20%
Inert ingredients	94.50%
TOTAL	100.00%

KEEP OUT OF REACH OF CHILDREN

DANGER PELIGRO

SEE SIDE PANEL FOR ADDITIONAL
PRECAUTIONARY STATEMENTS

EPA Registration No.

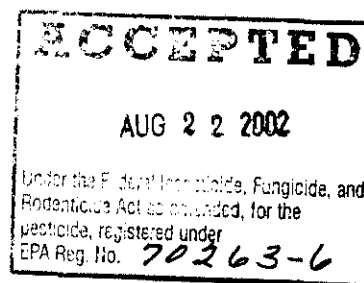
70263-6

EPA Establishment No.

6768-PA-001

Net Contents

Manufactured for:
Microban Systems
1135 Braddock Avenue
Braddock, PA 15104
(412) 351-8686 1-800-332-6037



This product contains no phosphorous. When used as directed **Microban QGC** will clean and deodorize surfaces in rest room and toilet areas, behind and under sinks and counters, garbage cans and garbage storage areas, and other places where bacterial growth can cause malodors.

Cross-contamination is of major housekeeping concern, **Microban QGC** has been formulated to aid in the reduction of cross-contamination on treated surfaces not only in hospitals, but in schools, institutions and industry.

Microban QGC delivers non-acid cleaning performance in an economical (2 ounce per gallon) dilutable formula.

Microban QGC cleans, disinfects, and deodorizes in one labor-saving step.

Microban QGC can be used with a mop and bucket, trigger sprayers, sponge or by soaking.

Microban QGC effectively controls malodors.

Microban QGC is recommended for non-scratch cleaning of showers and tubs, shower doors and curtains, fixtures, and toilet bowls.

Use **Microban QGC** to clean and disinfect Finished Floors, Sinks, Tubs.

Microban QGC is for use in kitchens, bathrooms, and other household areas.

Microban QGC is formulated for use in daily maintenance programs with a balance of detergents, biocides, and malodor counteractants that deliver effective cleaning, disinfecting, and malodor control.

Microban QGC will not leave grit or soap scum.

Microban QGC is a Disinfectant for Veterinarian, Animal Care, and Agricultural applications as indicated on this label.

Microban QGC is recommended for use on exhaust fans, coils and drain pans of air conditioning and refrigeration equipment and heat pumps.

Microban QGC is a cleaner and a broad-spectrum disinfectant formulated for use in Ultrasonic Baths (Ultrasonic cleaning units).

Use **Microban QGC** to clean and disinfect water, non-porous salon (barber) tools and instruments: combs, brushes, scissors, blades, and manicure instruments.

Use **Microban QGC** to clean and disinfect Finished Floors. Apply with damp mop or autoscrubber. Cleans and disinfects without dulling gloss.

To limit gloss reduction, use **Microban QGC** at 2 ounces per gallon.

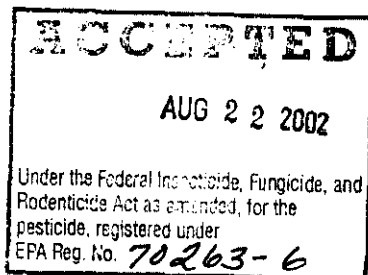
Not to be used on floor finish at 8 ounces per gallon.

Microban QGC is for use in hospitals, homes, medical and dental offices, nursing homes, day care centers, nurseries, restaurants and bars, cafeterias, institutional kitchens, convenience stores, crime scenes, food storage areas, public rest rooms, schools, athletic facilities, camp grounds, play grounds, food processing plants, dairy farms, hog farms, poultry and turkey farms, kennels, pet animal quarters, zoos, pet shops, animal laboratories, transportation terminals, hotels and motels, factories, business and office buildings, boats, ships, campers, trailers, mobile homes, cars, buses, trains, taxis, and airplanes.

Microban QGC is for use on the following hard non-porous surfaces: countertops, stovetops, sinks, appliances, refrigerators, tables, picnic tables, outdoor furniture, chairs, desks, telephones, highchairs, bed frames, washable walls, cabinets, doorknobs, telephones, shower stalls, tubs and glazed ceramic tiles, whirlpool bath tubs, toilets, portable toilets, glazed porcelain tiling, garbage cans, exhaust fans, refrigerated storage and display equipment, coils and drain pans of air conditioning and refrigeration equipment and heat pumps, stainless steel, enameled surfaces, finished woodwork, Formica, vinyl, leather and plastic upholstery, bathtubs, shower stalls, sinks, urinals, toilet bowls, toilet bowl surfaces and bathroom fixtures, walls, kennel runs, cages, floors conductive flooring and other hard non-porous surfaces (such as metal, stainless steel, glazed porcelain, glazed ceramic, fiberglass and plastic).

Microban QGC is recommended for Poultry Premise Sanitation (Hatcheries) of hard, nonporous surfaces in the following areas: Egg Receiving Area, Egg Holding Area, Setter Room, Tray Dumping Area, Buggies, Racks, Egg Flats, Chick Holding Room, Hatchery Room, Chick Processing Area, Chick Loading Area, Poultry Buildings, Ceilings, Sidewalls and Floors, Drinkers, and all other Poultry House related Equipment, and other hard, nonporous surfaces surfaces in the Hatchery Environment.

Microban QGC is recommended for Swine Premise Sanitation: Waterers and Feeders, Hauling Equipment, Dressing Plants, Loading Equipment, Farrowing Barns and Areas, Nursery, Blocks, Creep Area, Chutes.



Microban QGC is a one-step disinfectant cleaner that is effective against a broad spectrum of bacteria, is virucidal* (including HIV-1, the AIDS virus), fungicidal, and inhibits the growth of mold and mildew and their odors when used as directed.

Microban QGC is an effective one-step sanitizer-cleaner for use on non-food contact surfaces.

Microban QGC is an effective fungicide against Trichophyton mentagrophytes (the athlete's foot fungus) when used on surfaces in areas such as locker rooms, dressing rooms, shower and bath areas, exercise facilities.

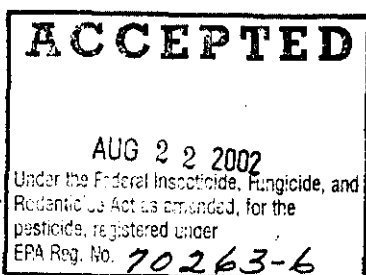
Microban QGC kills *Pseudomonas aeruginosa* (*Pseudomonas*), *Staphylococcus aureus* (*Staph*), Methicillin Resistant *Staphylococcus aureus* (*MRSA*), *Salmonella choleraesuis* (*Salmonella*), *Escherichia coli* (*E. coli*), *Klebsiella pneumoniae* (*Klebsiella*), *Salmonella typhi* (*Salmonella*), *Salmonella schottmuelleri* (*Salmonella*), *Serratia Marcescens* (*Serratia*), *Shigella dysenteriae* (*Shigella*), *Streptococcus faecalis* (*Enterococcus faecalis*), *Streptococcus pyogenes* (*Strep*), *Brevibacterium ammoniagenes* (*Brevibacterium*), HIV-1 (the AIDS virus), Herpes Simplex Virus Types 1 & 2 (Herpes), Influenza Type A/Brazil (Influenza), Adenovirus Type 5 (Adenovirus) at 1:16 dilution (8 ounces per gallon), Vaccinia (Pox virus), *Trichophyton mentagrophytes* (the Athlete's Foot Fungus).

Microban QGC reduces 99.99% of *Staphylococcus aureus*, and *Klebsiella pneumoniae* in 60 seconds.

Microban QGC meets EPA efficacy standards for hospital disinfectants.

Microban QGC meets AOAC efficacy standards for hard surface sanitizers.

Microban QGC is effective against Avian Influenza virus, Avian Infectious Bronchitis virus, Pseudorabies virus, Canine Distemper virus, Newcastle's Disease virus.



Microban QGC is a Hospital Disinfectant at 1:64 dilution (2 ounces per gallon), Bactericidal according to the AOAC Use-Dilution Test method, Fungicidal according to the AOAC fungicidal test, Virucidal* according to the qualification, modified in the presence of 400 ppm hard water plus 5% organic serum against:

<i>Pseudomonas aeruginosa</i>	<i>Salmonella schottmuelleri</i>
<i>Staphylococcus aureus</i>	<i>Salmonella typhi</i>
<i>Staphylococcus aureus-MRSA</i>	<i>Serratia marcescens</i>
<i>Salmonella choleraesuis</i>	<i>Shigella dysenteriae</i>
<i>Brevibacterium ammoniagenes</i>	<i>Streptococcus faecalis</i>
<i>Enterobacter aerogenes</i>	<i>Streptococcus pyogenes</i>
<i>Escherichia coli</i>	<i>Trichophyton mentagrophytes</i> (the athlete's foot fungus)
<i>Klebsiella pneumoniae</i>	

*HIV-1 (AIDS virus)
*Herpes Simplex Type I
*Herpes Simplex Type II

*Influenza A/Brazil
*Vaccinia
*Adenovirus Type 5 at 1:16
dilution (8 ounces per gallon)

Microban QGC is a Sanitizer for porous and non-porous Non-Food Contact Surfaces at 1:256 dilution (200 ppm active) (0.5 ounce per gallon) according to the method for Sanitizers-Non Food Contact Surfaces, modified in the presence of 500 ppm hard water plus 5% organism serum, in 60 seconds against:

Staphylococcus aureus *Klebsiella pneumoniae*

Microban QGC is a mildewstat at 1:64 dilution (2 ounces per gallon) and will effectively inhibit the growth of mold and mildew and the odors caused by them when applied to hard, non-porous surfaces (as indicated in the "Directions for Use" section of this label).

PELIGRO:

Si no sabe el inglés, solicite instrucciones a su supervisor antes de este producto.

4 7 8

DIRECTIONS FOR USE:

It is a violation of Federal Law to use this product in a manner inconsistent with it's labeling.

(Instrucciones de use

El empleo de este producto de manera contraria a lo indicado en su etiqueta constituye una violación de la Ley Federal.)

This product is not to be used as a terminal sterilant/high level disinfectant on any surface or instrument that (1) is introduced directly into the human body, either into or in contact with the bloodstream or normally sterile areas of the body, or (2) contacts intact mucous membranes but which does not ordinarily penetrate the blood barrier or otherwise enter normally sterile areas of the body. This product may be used to preclean or decontaminate critical or semi-critical medical devices prior to sterilization or high level disinfection.

PREPARATION OF USE-SOLUTION:

Add (mix) 2 oz. per gallon of water, to disinfect hard, non-porous surfaces. For heavy-duty use, add (mix) 8 oz. per gallon of water (1:16).

DISINFECTION/VIRUCIDAL*/FUNGICIDAL/MOLD AND MILDEW CONTROL DIRECTIONS:

Apply **use-solution** to hard (inanimate) non-porous surfaces thoroughly wetting surfaces as recommended and required, with a cloth, mop, sponge, or sprayer.

For heavily soiled areas, a preliminary cleaning is required.

For sprayer applications, use a coarse mist pump or trigger sprayer. Spray 6-8 inches from surface, rub with brush, sponge, or cloth. Do not breathe spray mist.

Treated surfaces must remain wet for 10 minutes. Prepare a fresh solution daily or more frequently if use solution becomes visibly diluted or soiled.

After use, all surfaces must be thoroughly rinsed with potable water.

Thoroughly rinse all surfaces which come into contact with food such as countertops, appliances, tables and stovetops with potable water before reuse. This product is not to be used on glassware, dishware, cookware and utensils.

SANITIZING NON-FOOD CONTACT SURFACE DIRECTIONS:

Add (mix) 0.5 oz. per gallon of water, to sanitize hard porous and non-porous environmental surfaces. Treated surfaces must remain wet for 60 seconds. Let air dry. Do not use in food preparation, food handling and food storage areas. This product is not to be used on glassware, dishware, cookware and utensils.

NON-ACID TOILET BOWL AND URINAL DISINFECTANT/CLEANER DIRECTIONS:

From Concentrate:

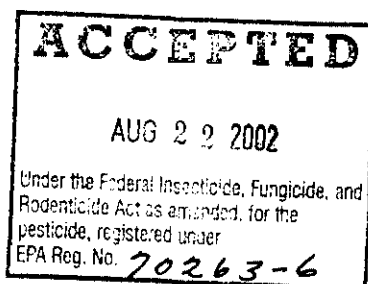
Remove gross filth and heavy soil from toilet bowl. Add 2 oz. to the toilet bowl and mix. Brush thoroughly over exposed surfaces and under the rim allow to stand for 10 minutes and flush.

From use-solution:

Remove gross filth and heavy soil from toilet bowl. Use a brush or swab to thoroughly clean bowl surfaces, especially under the rim. Empty toilet bowl or urinal and apply a 2 oz./gal. (1:64) **use-solution** to exposed surfaces including under the rim with a brush, swab, cloth, mop, sponge or coarse mist pump or trigger sprayer. Brush or swab thoroughly, allow to stand for 10 minutes and flush.

For Heavy-Duty use:

Remove gross filth and heavy soil from toilet bowl. Use a brush or swab to thoroughly clean bowl surfaces, especially under the rim. Empty toilet bowl or urinal and apply a 8 oz./gal. (1:16) **use-solution** to exposed surfaces including under the rim with a brush, swab, cloth, mop, sponge, or coarse mist pump or trigger sprayer, allow to stand for 10 minutes and flush.



KILLS HIV ON PRECLEANED ENVIRONMENTAL SURFACES/OBJECTS PREVIOUSLY SOILED WITH BLOOD/BODY FLUIDS

In health care settings or other settings in which there is an expected likelihood of soiling of inanimate surfaces/objects with blood or body fluids and in which the surfaces/objects likely to be soiled with blood or body fluids can be associated with the potential for transmission of human immunodeficiency virus Type 1 (HIV-1) (associated with AIDS).

"SPECIAL INSTRUCTIONS FOR CLEANING AND DECONTAMINATION AGAINST HIV-1 ON SURFACES/OBJECTS SOILED WITH BLOOD/BODY FLUIDS."

PERSONAL PROTECTION: Clean-up should always be done wearing protective latex gloves, gowns, masks and eye protection.

CLEANING PROCEDURE: Blood and other body fluids containing HIV must be thoroughly cleaned from surfaces and objects before application of **Microban QGC**.

CONTACT TIME: Leave surface wet for 2 minutes with (2 ounces per gallon) use-solution. Use a 10 minute contact time for disinfection against all other virus, bacteria, and fungi claimed.

DISPOSAL OF INFECTIOUS MATERIALS: Blood, body fluids, cleaning materials and clothing should be autoclaved and disposed of according to local regulations for infectious waste disposal.

SALON (BARBER) INSTRUMENTS AND TOOLS DISINFECTANT DIRECTIONS:

Mix 4 ounces of **Microban QGC** per gallon of water, or 1 ounce of **Microban QGC** per quart of water to disinfect hard non-porous instruments and tools. **INSTRUMENTS AND TOOLS:** Completely immerse brushes, combs, rollers, manicure and other salon instruments and tools for 10 minutes. For heavily soiled instruments and tools, a preliminary cleaning is required. Rinse thoroughly and dry before use. Prepare fresh solution daily or more often if solution becomes diluted, cloudy or soiled. **PERFORMANCE:** Using the recommended directions shown above, has been found to be effective as a pseudomonacide, bactericide, germicide, fungicide (Trichophyton mentagrophytes), and virucide* (Herpes simplex Type 1 and Type 2) and Human immunodeficiency virus, HIV-1 (AIDS virus)

NOTE: Plastics may remain immersed until ready to use. Stainless steel shears and instruments must be removed after 10 minutes, rinsed, dried, and kept in a clean non-contaminated receptacle. Prolonged soaking may cause damage to metal instruments.

FUNGICIDAL DIRECTIONS:

For use in areas such as locker rooms, dressing rooms, shower and bath areas and exercise facilities follow disinfection directions. At 2 ounces per gallon (1:64) in 250 ppm hard water and 5% serum, **Microban QGC** is an effective one-step fungicide against Trichophyton mentagrophytes (the athlete's foot fungus). At 2 ounces per gallon (1:64) in 400 ppm hard water, **Microban QGC** is an effective one-step fungicide against Trichophyton mentagrophytes (the athlete's foot fungus) on precleaned surfaces.

MOLD AND MILDEW CONTROL:

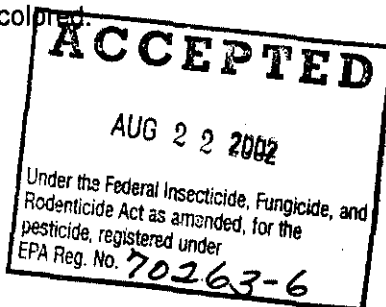
At 2 ounces per gallon **Microban QGC** will effectively inhibit the growth of mold and mildew and the odors caused by them when applied to hard nonporous surfaces. Follow disinfection directions. Allow to dry on surface. Repeat when mildew growth returns.

ULTRASONIC BATH DISINFECTANT DIRECTIONS:

Use **Microban QGC** to disinfect hard (inanimate) non-porous non-critical instruments compatible with Ultrasonic cleaning units.

Pour fresh solution of 2 oz. per gallon of water (1:64) directly into bath chamber. Preclean soiled objects. Place objects into unit and operate for a minimum of 10 minutes, according to manufacturers directions.

Remove objects and rinse with sterile water (sterile water for injection), or allow to air dry. Replace solution daily or more often if solution becomes visibly dirty or discolored.



6 7 8

DISINFECTION OF ANIMAL CARE AND VETERINARY CLINICS:

Add (mix) 2 oz. per gallon of water, to disinfect hard, non-porous surfaces. For heavy-duty use, add (mix) 8 oz. per gallon of water (1:16).

Remove all animals and feed from premises. Remove all litter and manure from floors, walls, surfaces and fixtures occupied or traversed by animals. Empty all feeding and watering appliances. Thoroughly clean all surfaces with soap or detergent and rinse with water. Saturate all surfaces with the recommended disinfecting solution for a period of 10 minutes. Immerse all types of equipment used in handling and restraining animals, and scrapers used for removing litter and manure. Ventilate buildings and allow surfaces to air dry before reintroducing animals. Thoroughly scrub all feeding and watering appliances with soap or detergent, and rinse with potable water before reuse.

BARN DISINFECTION:

Add (mix) 2 oz. per gallon of water, to disinfect hard, non-porous surfaces. For heavy-duty use, add (mix) 8 oz. per gallon of water (1:16).

Remove all animals and feed from premises, vehicles and enclosures. Remove all litter and manure from floors, walls, surfaces of barns, pens, stalls, chutes and other facilities and fixtures occupied and traversed by animals. Empty all troughs, racks and other feeding and watering appliances. Thoroughly clean all surfaces with soap or detergent and rinse with water. Saturate all surfaces with the recommended disinfecting solution for a period of 10 minutes. Immerse all halters, ropes and other types of equipment used in handling and restraining animals, as well as forks, shovels and scrapers used for removing litter and manure. Ventilate buildings, cars, boats and other closed spaces. Do not house livestock or employ equipment until treatment has been absorbed, set or dried. Thoroughly scrub all treated feed racks, mangers, troughs, automatic feeders, fountains and watering appliances with soap or detergent, and rinse with potable water before reuse.

POULTRY (AND SWINE) PREMISE DISINFECTION:

Remove all animals and feeds from premises, trucks, coops, and crates. Remove all litter, droppings, and manure from floors, walls, and surfaces of facilities occupied or traversed by animals. Empty all troughs, racks, and other feeding and watering appliances. Thoroughly clean all surfaces with soap or detergent and rinse with water. Use 2 ounces of **Microban QGC** per gallon of water (1:64). Saturate surfaces with the recommended disinfecting solution for a period of 10 minutes. Ventilate buildings, coops, and other closed spaces. Do not house animals or employ equipment until treatment has been absorbed, set, or dried. Thoroughly scrub treated feed racks, troughs, automatic feeders, fountains and waterers with soap or detergent, and rinse with potable water before reuse.

HATCHERIES:

Follow directions for Poultry (and Swine) Premise Disinfection. Use 2 ounces of **Microban QGC** per gallon of water (1:64) to treat hatching, setters, trays, racks, carts, sexing tables, delivery trucks and other hard nonporous surfaces. Leave all treated surfaces exposed to disinfectant wet for 10 minutes or more.

VEHICLES:

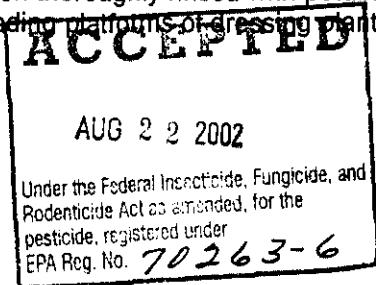
Clean all vehicles including mats, crates, cabs and wheels with high pressure water and **Microban QGC**. Use 2 ounces of **Microban QGC** per gallon of water (1:64) to treat all vehicles. Leave all treated surfaces exposed to disinfectant solution wet for 10 minutes or more.

SHOE BATH SANITIZER DIRECTIONS:

To prevent tracking harmful organisms into animal areas, Shoe Baths containing one inch of freshly made sanitizing solution should be placed at all entrances to buildings and hatcheries. Scrape waterproof boots and shoes and place in a 2 ounce per gallon of water (1:64) solution for 60 seconds prior to entering area. Change the sanitizing solution in the bath at least daily or when solution appears dirty.

DRESSING PLANT DISINFECTANT DIRECTIONS:

Gross filth and heavy soil must be removed prior to application of the product. Disinfect equipment, utensils, walls and floors in poultry and animal dressing plants with a solution of 2 ounces per gallon of water (1:64). Equipment and utensils must remain wet for 10 minutes then thoroughly rinsed with potable water before operations are resumed. Disinfect offal rooms, exterior walls and loading platforms of dressing plants.



FOR USE WITH BOWL CLEANING TOOL:

Specifically formulated for daily and light cleaning of toilet bowls and urinals. Dispensed from the Bowl Cleaning tool, this 8 ounce container cleans more toilets than a full quart of regular bowl cleaner.

- Concentrated – Cleans up to 37 toilet bowls.
- Cost efficient – Metered dispensing combined with concentrated cleaner.
- Disinfectant – Broad-spectrum antimicrobial agent or disinfectant for use on inanimate hard surfaces.
- Deodorizer – Deodorizes as it disinfects, by controlling malodors produced by microorganisms found in such areas as urinals and toilet bowls.

This product has been specifically designed for hospitals, nursing homes, and schools where housekeeping is of prime importance. It deodorizes as it cleans by killing microorganisms in urinals and toilet bowls. Efficacy tests have demonstrated that this product, used as directed, is a proven "one-step" bactericide and virucide* in water up to 400 ppm hardness in the presence of organic soil (5% blood serum). Gross filth and heavy soil must be removed prior to application of this product. This product is recommended for use on hard, non-porous inanimate surfaces (toilet bowls and urinals) and is to be dispensed only out of the Cleaning Tool.

To disinfect, deodorize and clean:

1. Remove Water: Force water into the bowl or urinal trap with the Bowl Cleaning Head.
2. Apply Cleaner: Prior to application of the product, remove gross filth and heavy soil. Slide Trigger Stop to the "ON" position. Squirt concentrated bowl cleaner under and around the rim – minimum of 3 squirts – to thoroughly wet exposed surfaces for toilet bowls and urinals as required.
3. Clean: Wipe all surfaces with the swab portion of the head, so as to wet thoroughly. Scour with the scrub pad under the flush ring, or to remove stubborn stains.
4. Wait: Allow to remain wet for 10 minutes. Flush. Rinse Cleaning head in flush water. Drain head and shake off excess water. Repeat cleaning if necessary.
5. Lock/Store: Slide the Trigger Stop to the "LOCK" position.

DEODORIZER DIRECTIONS:

Nursing Homes, Hospitals, Hotels, Schools, Restaurants: Use 2-4 ounces of Microban QGC in chemical toilets, waste receptacles, bed pans, drainage bottles, diaper pails, hampers, disposals, commodes and air conditioner pans will eliminate odors.

Mopping Solutions, Automatic Scrubbers: Using 4-8 ounces per gallon of cleaning solution eliminates undesirable odors.

Laundry: 4-8 ounces per load added during the final rinse cycle deodorizes all offensive odors.

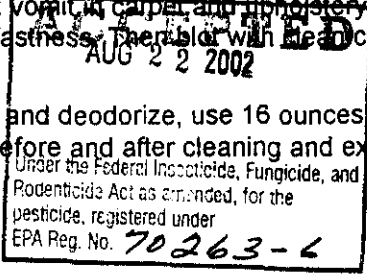
Air Freshener/Automotive Uses: Use 22 ounces per gallon of water (1 part Microban QGC to 5 parts water) or desired concentration to clean and deodorize. Thoroughly wet surfaces with a cloth, mop or sprayer and allow to air dry. The Microban QGC solution will effectively neutralize damp musty odors caused by mildew on surfaces in storage areas, basements, closets and bathrooms. The Microban QGC solution is also effective on cooking odors (garlic, fish, onions, etc.) when used to clean walls, floors, countertops, stovetops, sinks, appliances, tables, chairs and cabinets. The Microban QGC solution will eliminate odors from tobacco smoke, musty carpets and spilled beverages in automobiles when used on leather, vinyl, plastic, metal, and stainless steel surfaces. Treatment of food contact surfaces, such as countertops, stovetops, appliances and tables, must be followed with a potable water rinse. This product is not to be used on glassware, dishware, cookware and utensils.

Carpets: 4-8 ounces per gallon of shampoo solution eliminates odors associated with urine, vomit, smoke, and mildew. Reapply after cleaning for additional freshening effects. Allow to dry.

RV Holding Tanks: Toilet Waste: cover bottom of holding tank with water and add 3-6 ounces. If odors return before time to empty, simply add 1-2 ounces to the tank. **KITCHEN WASTE:** 1-2 ounces of Microban QGC to gray water tank as needed to control malodors created by dirty dish water.

Pet Odors: To clean and deodorize, use 32 ounces per gallon of water (1 part Microban QGC to 3 parts water) or desired concentration, for urine, feces, and vomit on carpet and upholstery. Clean prior to application then spray onto affected areas. Test hidden area for color fastness. Rub with head cloth. Allow to dry. Also effective on pet bedding and litter boxes.

Sewer Backup, Water Damage: To clean and deodorize, use 16 ounces per gallon of water or desired concentration. Spray over affected areas before and after cleaning and extraction. Use proper ventilation; open windows.



8 2 8

Cleaning Solution: Dilute 4-8 ounces per gallon of water for cleaning of kitchen counters, tables, walls, bathrooms, toilet seats, mopping floors and large routine applications. Treatment of food contact surfaces must be followed with a potable water rinse.

Microban QGC has been approved for use in federally inspected meat and poultry plants on all hard, nonporous surfaces in inedible product processing areas, nonprocessing areas and/or exterior areas. After use all surfaces must be thoroughly rinsed with potable water.

Other suggested uses: Homes, Veterinary Clinics, Sewage Treatment Plants (not for treatment of sewage), Fish Markets, Kennels, Trash Compactors, Offices, Beauty Salons, Locker Rooms, Health Spas, Conference rooms, Elevators, Smoking Areas, Lounges, Day Care Center, Churches, Dry Cleaners, Theaters, Farms, Auditoriums, Medical and Dental Offices, Institutional Kitchens, and Public Restrooms.

WATER DAMAGE RESTORATION AGAINST ODOR-CAUSING BACTERIA AND FUNGI FOR HOME, INSTITUTIONAL, INDUSTRIAL AND HOSPITAL USE:

This product is particularly suitable for use in water damage restoration situations against odor causing bacteria and fungi on the following porous and semi-porous materials: carpets, carpet cushion, sub floors, drywall, trim and frame lumber, tackless strip and paneling. Using solution as recommended, saturate affected materials with enough product to remain wet for at least 10 minutes. Use proper ventilation.

Sewer Backup & River Flooding: During mitigation procedures, dilute 2-4 ounces of the product per gallon of water allowing for the diluting effect of absorbed water within saturated materials. Remove gross filth or heavy soil along with non-salvageable materials. Saturate all affected areas with a sprayer using a coarse spray tip, before and after cleaning and extraction.

Carpets, Carpet Cushions and Other Porous Materials such as Subfloors, Drywall Trim and Frame Lumber, Tackless Strip and Paneling: for water damage from clean water source, extract excess water. Test hidden area for colorfastness. Dilute 2-4 ounces of the product per gallon of water, allowing for the diluting effect of absorbed water within saturated materials. Remove gross filth or heavy soil. Apply directly with a sprayer using a coarse spray tip, to fully saturate affected materials. Roll, brush or agitate into materials and allow the materials to remain damp for 10 minutes. Follow with a thorough extraction. Dry rapidly and thoroughly.

Special instructions for Cleaning Carpet Against Odor Causing Bacteria: The product may be used in industrial and institutional areas such as homes, motels, hotels, chains, nursing homes, schools, and hospitals. For use on wet cleanable synthetic fibers. Do not use on wool. Vacuum carpet thoroughly prior to cleaning. Test fabric for colorfastness. For portable extraction units: Mix 2 ounces of product per gallon of water. For truck mounted extraction machines: Mix 24 ounces of the product per gallon of water and meter at 4 gallons per hour. For rotary floor machines: Mix 4 ounces of product per gallon of water and apply at a rate of 300-500 square feet per gallon. Do not mix this product with other cleaning products. Follow the cleaning procedures specified by the manufacturer of the cleaning equipment. After using the product, set the carpet pile and protect the carpet from furniture legs and bases while drying. Do not over wet. If applied to stain resistant nylon carpet, apply a fabric protector according to the manufacturer's recommendations.

CARPET SANITIZER AGAINST ODOR-CAUSING BACTERIA, FOR HOME, INSTITUTIONAL, INDUSTRIAL AND HOSPITAL USE:

This product sanitizes the carpet by controlling the growth of odor-causing bacteria and fungi. It can be used in industrial and institutional areas such as homes, motels, hotel chains, nursing homes and hospitals.

Vacuum carpet thoroughly prior to application. Mix 2 ounces of product per gallon of water. Follow the injection and/or extraction procedures as specified for any conventional steam cleaning equipment you are using. For rotary floor machines, mix 4 ounces per gallon of water and spray on carpet at a rate of 300-500 square feet per gallon.

For use on washable synthetic fibers. Do not use on wool. Test color fastness of carpet before use. Apply diluted product to a small-concealed spot, then rub with a clean white cloth. If color changes or transfers to cloth, a water-based product should not be used.

After using the product, set carpet pile in one direction with a stiff brush. Place aluminum foil under the legs of furniture while carpet is drying. Over wetting can cause carpet to shrink. Manufacturer assumes no responsibility for over wetting misuse.

NOTE: this product should not be mixed with other products.

