

70051-69

3/23/2010

1 of 18



UNITED STATES ENVIRONMENTAL PROTECTION AGENCY
Washington, D.C. 20460

March 23, 2010

OFFICE OF
PREVENTION, PESTICIDES
AND TOXIC SUBSTANCES

Christine A. Dively
Director of Regulatory Affairs
CERTIS USA, LLC
9145 Guilford Road, Suite 175
Columbia, MD 21046

RE: Product Name: SAN 420-I WG
EPA Reg. No: 70051- 69
Application for Notification dated November 13, 2009, to add container reuse statement to the Storage and Disposal section as permitted by PR Notices 2007-4 and 2008-1.

Dear Ms. Dively,

The Biopesticides and Pollution Prevention Division is in receipt of your application for Notification under Pesticides Registration Notice (PRN) 98-10 dated above. A preliminary screen of this request has been conducted for its applicability under PRN 98-10 and it has been determined that the action(s) requested falls within the scope of PRN 98-10. Our records have been duly noted, and the letter submitted with this application has been stamped "Notification, received and accepted" and will be placed accordingly in our records.

Questions concerning this action should be directed to Mary Paden (703) 308-0411 or email at paden.mary@epa.gov.

Sincerely,

Sheryl K. Reilly

Sheryl K. Reilly, Ph.D., Chief
Microbial Pesticides Branch
Biopesticides and Pollution Prevention
Division (7511P)

CONCURRENCES

SYMBOL	7511P						
SURNAME	Paden						
DATE	3-18-10						



United States Environmental Protection Agency Washington, DC 20460

Registration Amendment Other (checked)

OPP Identifier Number

Application for Pesticide - Section I

1. Company/Product Number: 70051-69
2. EPA Product Manager: Microbial Pesticides Branch
3. Proposed Classification: None (checked)
4. Company/Product (Name): SAN 420-1WG
5. Name and Address of Applicant: Certis U.S.A., L.L.C.
6. Expedited Review: Notification Accepted, Date Reviewed: 03-18-10

Section - II

Amendment - Explain below. Resubmission in response to Agency letter dated. Notification - Explain below. Final printed labels in response to Agency letter dated. "Me Too" Application. Other - Explain below.

Explanation: Use additional page(s) if necessary. Notification of label change per PR Notice 2007-4. This notification is consistent with the guidance in PR Notice 2007-4 and the requirements of EPA's regulations at 40 CFR §§ 156.10, 156.140, 156.144, 156.146, and 156.156.

Section - III

1. Material This Product Will Be Packaged In: Child-Resistant Packaging, Unit Packaging, Water Soluble Packaging, 2. Type of Container: Plastic (checked), 3. Location of Net Contents Information: Label (checked), 4. Size(s) Retail Container: 1 and 5 lb. bag, 5. Location of Label Directions: On Label (checked), 6. Manner in Which Label is Affixed to Product: Lithograph (checked)

Section - IV

1. Contact Point: Name: Christine Dively, Title: Director Reg. Affairs, Telephone No.: 301-483-3806
Certification: I certify that the statements I have made on this form and all attachments thereto are true, accurate and complete.
2. Signature: Christine A. Dively
3. Title: Director Reg. Affairs
4. Typed Name: Christine Dively
5. Date: Nov. 13, 2009
6. Date Application Received (Stamped)

30 of 18

SAN 420 I® WG

BIOLOGICAL INSECTICIDE

For Control of Insect Pests on Fruits, Nuts, Vegetables, Cotton, and Soybeans



FOR ORGANIC PRODUCTION

NOTIFICATION *Accepted*

Date Reviewed: *03-18-10*

Reviewed By: *[Signature]*

ACTIVE INGREDIENT:

Bacillus thuringiensis, subspecies *kurstaki* strain SA-12 solids, spores, and insecticidal toxins* 85.0%

OTHER INGREDIENTS: 15.0%

TOTAL 100.0%

* The percentage active ingredient does not indicate product performance and potency measurements are not federally standardized.

KEEP OUT OF REACH OF CHILDREN

CAUTION

SEE SIDE PANEL FOR ADDITIONAL PRECAUTIONARY STATEMENTS

Made in the USA


EPA REG. NO.: 70051-69

Lot No.

EPA EST. NO.: 70051-CA-001

Net Contents:

Manufactured by:
CERTIS USA, L.L.C.
9145 GUILFORD ROAD, SUITE 175
COLUMBIA, MD 21046



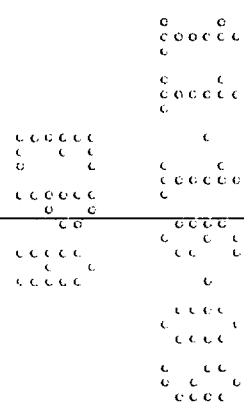
SAN 420I®WG is a registered trademark of Certis USA, LLC

**SAN 420 I® WG
BIOLOGICAL INSECTICIDE**

**PRECAUTIONARY STATEMENTS
HAZARDS TO HUMANS (AND DOMESTIC ANIMALS)
CAUTION**

Harmful if inhaled or absorbed through the skin. Avoid breathing vapors or spray mist. Prolonged or frequently repeated skin contact may cause an allergic reaction in some individuals. Avoid contact with skin, eyes or clothing. Causes moderate eye irritation. Wash thoroughly with soap and water after handling. Remove contaminated clothing and wash clothing before reuse.

FIRST AID	
If in eyes	<ul style="list-style-type: none"> -Hold eyes open and rinse slowly and gently with water for 15-20 minutes. -Remove contact lenses, if present, after the first 5 minutes, then continue rinsing eye. -Call a poison control center or doctor for treatment advice.
If on skin or clothing	<ul style="list-style-type: none"> -Take off contaminated clothing. -Rinse skin immediately with plenty of water for 15-20 minutes. -Call a poison control center or doctor for treatment advice.
If inhaled	<ul style="list-style-type: none"> -Move person to fresh air. -If person is not breathing, call 911 or an ambulance, then give artificial respiration, preferably mouth-to-mouth, if possible. -Call a poison control center or doctor for treatment advice.
<p>Have a product container or label with you when calling a poison control center or doctor, or going for treatment. Hot Line Number: 1-800-255-3924</p>	



Personal Protective Equipment:

Applicators and other handlers must wear:

- Long-sleeved shirt and long pants
- Waterproof gloves
- Shoes plus socks

Follow manufacturer's instructions for cleaning/maintaining PPE. If no such instructions for washables exist, use detergent and hot water. Keep and wash PPE separately from other laundry.

All mixer/loaders and applicators must wear a dust/mist filtering respirator meeting NIOSH standards of at least N-95, R-95 or P-95. Repeated exposure to high concentrations of microbial proteins can cause allergic sensitization.

Engineering controls statements:

When handlers use closed systems, enclosed cabs, or aircraft in a manner that meets the requirements listed in the Worker Protection Standard (WPS) for agricultural pesticides [40CFR 170.250 (d) (4-6)], the handler PPE requirements may be reduced or modified as specified in the WPS.

<p>User Safety Recommendations: Users should:</p> <ul style="list-style-type: none"> • Wash hands before eating, drinking, chewing gum, using tobacco or using the toilet. • Remove clothing immediately if pesticide gets inside. Then wash thoroughly and put on clean clothing. • Remove PPE immediately after handling this product. Wash the outside of gloves before removing. As soon as possible, wash thoroughly and change into clean clothing.

Avoiding spray drift at the application site is the responsibility of the applicator. The interaction of many equipment-and-weather-related factors determines the potential for spray drift. The applicator and the grower are responsible for considering all these factors when making decisions.

ENVIRONMENTAL HAZARDS

Do not apply directly to water, or to areas where surface water is present or to intertidal areas below the mean water mark. Do not contaminate water when disposing of equipment washwaters.

This product must not be applied aerially within 1/4 mile of any habitats of endangered or threatened Lepidoptera. No manual application can be made within 300 ft. of any threatened or endangered Lepidoptera.

DIRECTION FOR USE

It is a violation of Federal Law to use this product in a manner inconsistent with its labeling.

For any requirements specific to your State or Tribe, consult the agency responsible for pesticide regulation.

AGRICULTURAL USE REQUIREMENTS

Use this product only in accordance with its labeling and with the Worker Protection Standard, 40 CFR part 170. This Standard contains requirements for the protection of agricultural workers on farms, forests, nurseries, and greenhouses, and handlers of agricultural pesticides. It contains requirements for training, decontamination, notification, and emergency assistance. It also contains specific instructions and exceptions pertaining to the statements on this label about personal protective equipment (PPE), and restricted-entry interval. The requirements in this box only apply to uses of this product that are covered by the Worker Protection Standard

Do not apply this product in a way that will contact workers or other persons, either directly or through drift. Only protected handlers may be in the area during application.

Do not allow worker entry into treated areas during the restricted entry interval (REI) of 4 hours. PPE required for early entry to treated areas that is permitted under the Worker Protection Standard and that involves contact with anything that has been treated, such as plants, soil, or water is:

- Coveralls
- Waterproof gloves
- Shoes plus socks

Unless specifically stated, do not apply this product through any type of irrigation system. Refer to the Directions for Use booklet attached to this container for further directions.

STORAGE AND DISPOSAL

Do not contaminate water, food, or feed by storage and disposal.

Pesticide Storage: Store in original container in a cool, dry place inaccessible to children and pets and away from heat and direct sunlight. Protect from freezing. Storage at temperatures above 90°F may impair effectiveness. When kept at room temperature (+21°C to 24°) SAN 420 I® WG will keep its activity approximately 2 years.

Pesticide Disposal: Pesticide, spray mixture, or rinse water that cannot be used according to label instruction must be disposed of according to Federal, State, or Local procedures.

Container Handling: Nonrefillable container. Do not reuse or refill this container. Completely empty bag into application equipment. Then offer for recycling if available or dispose of empty bag in a sanitary landfill, or by incineration, or if allowed by state and local authorities, by burning. If burned, stay out of smoke.

(DIRECTIONS FOR USE)
SAN 420 I® WG BIOLOGICAL INSECTICIDE

This labeling must be in the possession of the user at the time of the pesticide application.

NOTICE: Read "WARRANTY" on the container or in this Directions for Use section before buying or using. If terms are not acceptable, return at once unopened.

Unless specifically stated, do not apply this product through any type of irrigation system.

SAN 420 I® WG is a biological insecticide specific for the control of lepidopterous larvae (see Application Rates section).

SAN 420 I® WG may be applied up to and on the day of harvest.

SAN 420 I® WG is a registered trademark of Certis USA, L.L.C.

Manufactured by: Certis USA LLC, 9145 Guilford Road, Suite 175, Columbia, Maryland 21046

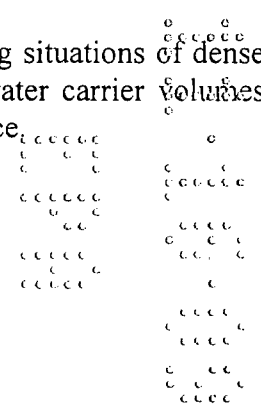
GENERAL USE INSTRUCTIONS

For most consistent control, apply at first sign of newly hatched worms (1st and 2nd instar larvae). Instructions for specific crops are located in ADDITIONAL INSTRUCTION sections under APPLICATION RATES.

Reapply as necessary under a pest management program that includes close scouting.

If rapid knockdown of heavy worm or non-lepidopterous populations is necessary, include an effective contact insecticide in combination with **SAN 420 I® WG**. Use tank mixes only in states where the tank mix product and application site are registered.

For heavy worm infestations, use the higher **SAN 420 I® WG** rate. During situations of dense foliage and/or rapid growth, shorter application intervals and increased water carrier volumes will provide better crop coverage and improve **SAN 420 I® WG** performance.



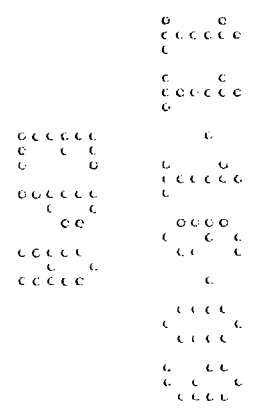
Read and follow all label directions for use for other pesticides used as tank mix partners with SAN 420 I® WG for specific application rates, application timing, and precautions.

Mixing:

Fill spray or mixing tank ¾ full. Turn on agitation and pour SAN 420 I® WG into water while maintaining continuous agitation. Add other spray material (if any) and add balance of water. Agitate as necessary to maintain suspension. Do not allow diluted sprays to remain in the tank for more than 48 hours. SAN 420 I® WG is formulated to provide desirable coverage and adherence to leaf surfaces. Additional adjuvants, spreaders, or stickers may be added to improve product performance, especially under heavy dew or rainy conditions. Combinations with commonly used insecticides, fungicides, or other spray tank adjuvants are generally not deleterious to SAN 420 I® WG if the mix is used promptly. Before mixing in the spray tank, test physical compatibility by mixing all components in a small container in proportionate quantities.

APPLICATION VOLUMES

SAN 420 I® WG can be applied by ground or air in water sufficient to insure thorough and even coverage. Thorough and uniform crop coverage is required for adequate insect control. Applications at higher water volumes have demonstrated improved control of targeted pests. Early morning or evening applications, when air is calm, are generally best for aerial applications.



**INSECTS CONTROLLED
WHEN USED AS DIRECTED, SAN 420 I® WG WILL CONTROL THE FOLLOWING
INSECTS**

COMMON NAME	SCIENTIFIC NAME
Alfalfa caterpillar	<i>Colias eurytheme</i> (Boisduval)
Almond moth	<i>Cadra cautella</i> (Walker)
Armyworm	<i>Pseudaletia unipuncta</i> (Haworth)
Artichoke plume moth	<i>Platyptilla carduidactyla</i> (Riley)
Bagworm	<i>Thyridopteryx ephemeraeformis</i> (Haworth)
Banana skipper	<i>Erionota thrax</i> (Haworth)
Blueberry leafrollers	various
Blueberry spanworm	<i>Itame argillacearia</i> (Pack.)
Bollworm, Tomato Fruitworm, Corn Earworm	<i>Helicoverpa zea</i> (Boddie)
California oak moth	<i>Phrygnidia californica</i> (Packard)
Cherry fruitworm	<i>Grapholita packardi</i> (Zeller)
Citrus cutworm	<i>Xylomyges curialis</i>
Codling moth	<i>Cydia pomonella</i> (Linnaeus)
Cotton Leafworm	<i>Alabama argillacea</i> (Hubner)
Cotton leaf perforator	<i>Bucculatrix thurberiella</i> (Busck)
Cutworm	various, family Noctuidae
Diamondback moth	<i>Plutella xylostella</i> (Linnaeus)
Douglas-fir tussock moth	<i>Orgyia pseudotsugata</i> (McDunnough)
Elm spanworm	<i>Ennomos subsignaria</i> (Hubner)
Eruopean corn borer	<i>Ostrinia nubilalis</i> (Hubner)
Fall cankerworm	<i>Alsophila pometaria</i> (Harris)
Fall webworm	<i>Hyphantria cunea</i> (Drury)
Filbert webworm	<i>Melissopus latiferreanus</i> (Walsingham)
Fruit tree leafroller	<i>Archips argyrospila</i> (Walker)
Grape leaffolder	<i>Desmia funeralisi</i> (Hubner)
Grapeleaf skeletonizer	<i>Harrisina americana</i> (Guerin)
Green cloverworm	<i>Plathypena scabra</i> (Fabricius)
Green fruitworm	<i>Lithophane antennata</i> (Walker)

COMMON NAME	SCIENTIFIC NAME
Gypsy moth	<i>Lymantria dispar</i> (Linnaeus)
Helicoverpa spp.	<i>Helicoverpa</i> spp.
Heliiothis spp.	<i>Heliiothis</i> spp.
Hornworms	<i>Manduca</i> spp.
Imported cabbageworm	<i>Pieris rapae</i> (Linnaeus)
Jack pine budworm	<i>Chloristoneura pinus</i> (Freeman)
Loopers	various
Mimosa webworm	<i>Homadula anisocentra</i> (Meyri)
Naval orangeworm	<i>Amyelois transitella</i> (Walker)
Obliquebanded leafroller	<i>Choristoneura rosaceana</i> (Harris)
Ominverous leafroller	<i>Platynota stultana</i>
Omniverous leaf-tier	<i>Cnephasia longana</i> (Haworth)
Orangedog	<i>Papilio cresphontes</i> (Cramer)
Orange tortrix	<i>Argyrotaenia citrana</i> (Fernald)
Oriental fruit moth	<i>Grapholita molesta</i> (Busck)
Peach twig borer	<i>Anarsia lineatella</i> (Zeller)
Pecan nut casebearer	<i>Acrobasis nuxvorella</i> (Neunzig)
Redbanded leafroller	<i>Argyrotaenia velutinana</i> (Walker)
Redhumped caterpillar	<i>Schizura concinna</i> (J.E. Smith)
Rindworm complex	various
Roughskinned cutworm	<i>Athetis mindara</i> (Barnes & McDunnough)
Saltmarsh caterpillar	<i>Estigmene acrea</i> (Drury)
Sod webworm	<i>Crambus mutabilis</i>
Southwestern corn borer	<i>Diatraea grandiosella</i> (Dyar)
Spotted cutworm	<i>Xestia</i> spp.
Spring cankerworm	<i>Paleacrita vernata</i> (Peck)
Spruce budworm	<i>Choristoneura fumiferana</i> (Clemens)
Tent caterpillar	various, family lasiocamidae
Tobacco budworm	<i>Heliiothis virescens</i> (Fabricius)
Tobacco hornworm	<i>Manduca sexta</i> (Linnaeus)
Tomato pinworm	<i>Keiferia lycopersicella</i> (Walsingham)



COMMON NAME	SCIENTIFIC NAME
Tropical sod webworm	<i>Herpetogramma phaeopteralis</i> (Guenee)
Tufted apple bud moth	<i>Platynota idaeusalis</i> (Walker)
Variegated leafroller	<i>Platynota flavedana</i> (Clemens)
Velvetbean caterpillar	<i>Anticarsia gemmatalis</i> (Hubner)
Western tussock moth	<i>Orgyia vetusta</i> (Boisduval)

Rate Selection Considerations

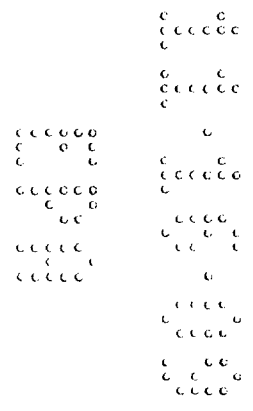
Application rates are typically given as a range:

Use **Lower rate ranges** when tank mixing with contact insecticides labeled for worm control or under conditions of light worm infestations or when uniformly small worms are present.

Use **Medium rate ranges** when multiple worm life stages are present, continuous egg hatches are occurring or young or light armyworm infestations exist.

Use **Upper rate ranges** for heavy worm infestations, mature (larger) worms or for moderate to heavy infestations of armyworm, bollworm or other difficult to control worm species.

Use application rate amount of **SAN 420 I® WG** in water sufficient to insure thorough coverage depending on type of crop, application equipment and requirements of state regulations. Low volume applications may be used, but proper application equipment must be used to insure adequate coverage. Thorough and uniform crop coverage is required for adequate insect control.

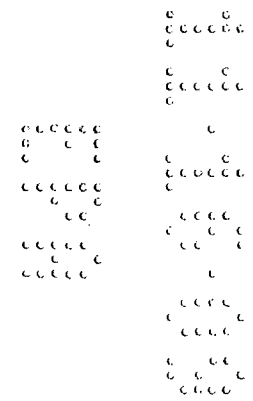


APPLICATION RATES

CROPS	LBS./ACRE
VEGETABLE CROPS	
Artichokes	0.5-1.50
<p>ADDITIONAL INSTRUCTIONS: For ground applications, apply in a minimum of 100 gal. of water per acre with a spray interval of 10 days or less.</p> <p>To aid in resistance management of the artichoke plume moth, apply 0.5 lb/A in combination with a pyrethroid by ground or air. Use and follow all label directions of the tank mix partner regarding application, timing, gallonage, and schedules.</p>	
Asparagus, Beans (Green, Lima, Mung), Broccoli, Broccoli Raab (Rapini), Brussels Sprouts, Cabbage, Cardoon, Carrots, Cauliflower, Celery, Celery, Chick Peas, Chinese Broccoli, Chinese Cabbage, Collards, Cucumbers, Dry Bulb Onions, Eggplants, Garlic, Green Onions, Greens (Dandelion, Turnip, Mustard, Beet, China), Herbs (Basil, Cilantro, Dill, Oregano, Thyme, etc.), Horseradish, Kale, Kohl Rabi, Leeks, Lettuce (Endive, Romaine, Head Lettuce, Escarole, Butter Crunch, Leaf, etc.), Melons (Cantaloupe, Crenshaw, Honeydew, Muskmelon, Watermelon, etc.), Okra, Onions, Parsley, Parsnips, Peas, Peppers, Potatoes, Pumpkins, Radishes, Rutabaga, Salsify, Spinach, Squash (Summer and Winter), Sweet Corn, Sweet Potatoes, Swiss Chard, Table Beets, Tomatoes, Turnip Root, Watercress, Yams	0.25-1.50
<p>ADDITIONAL INSTRUCTIONS: Apply as necessary to maintain control.</p>	
FIELD CROPS	
Alfalfa (Hay and Seed), Sudan Grass, Hay Crops & Other Forage Crops	0.25-1.50
<p>ADDITIONAL INSTRUCTIONS: Under conditions of rapid plant growth and rapidly increasing armyworm populations (10 worms or greater per 180° sweep) use the highest rate. Use a contact insecticide in combination with SAN 420 I® WG if 4th and 5th instars of multiple worm species are present in the crop and continuous egg laying is occurring.</p>	
<p>The addition of a spreader sticker to SAN 420 I® WG may provide improved performance.</p>	
Canola and Evening primrose	0.25-1.50
<p>ADDITIONAL INSTRUCTIONS: Apply as necessary to maintain control.</p>	

CROPS	LBS./ACRE
<p>Except Arizona and California ADDITIONAL INSTRUCTIONS:</p>	
<p><i>Helicoverpa zea</i> and <i>Heliothis virescens</i></p> <p>Early Season</p> <p>Begin applications when at least 50% of plants are at pinhead square stage and <i>Helicoverpa zea</i> or <i>Heliothis virescens</i> are present at damaging levels. If <i>Helicoverpa zea</i> is the predominant species or if worm populations are high, use a higher rate or tank mix with a labeled ovicide (see below).</p>	<p>0.25-1.50</p>
<p>Mid-Season</p> <p>Repeat as necessary throughout season to maintain control. Time application at peak egg hatch or 1st instar larvae. If egg laying is heavy and constant over a three-to-five day period, time application when eggs laid on the first day have developed into 2nd instar larvae. During periods of high temperature, worms will progress through 1st and 3rd instars very rapidly and early application timing is necessary for control. Continue applications as needed based on field scouting up to pyrethroid spray window.</p> <p>To be effective, SAN 420 I® WG spray must be deposited at the larval feeding site. When plant cover is dense and worm are feeding in the lower 2/3 portion of the plant, aerial application of SAN 420 I® WG may not provide adequate control.</p> <p>For added control of <i>Helicoverpa zea</i> and <i>Heliothis virescens</i>, tank mix SAN 420 I® WG with a labeled ovicide, such as amitraz (0.125-0.25 lb a.i./acre), methomyl (0.125 lb a.i./acre), profenofos (0.25 lb a.i./acre), or thiodicarb (NOT FOR CALIFORNIA) (0.125 lb a.i./acre). For added control of pyrethroid resistant <i>Heliothis virescens</i>, include SAN 420 I® WG as a tank mix partner with pyrethroid applications.</p>	<p>0.25-1.50</p>
<p><i>Spodoptera exigua</i></p> <p>Apply when <i>Spodoptera exigua</i> population densities are damaging. Time application when the majority of the worm population is in the egg-hatch to 3rd instar stage. If populations are dense, use a higher rate.</p> <p>To be effective, SAN 420 I® WG spray must be deposited at the larval feeding site. When the plant canopy is dense, for best control tank mix SAN 420 I® WG with a labeled larvicide, such as chlorpyrifos (0.25-1.0 lb a.i./acre), methomyl (0.33-0.75 lb a.i./acre), profenofos (0.5-1.0 lb a.i./acre), or thiodicarb (NOT FOR CALIFORNIA) (0.6-0.9).</p>	<p>0.50-1.50</p>

CROPS	LBS./ACRE
FRUIT, NUT & VINE CROPS	
Apples and Pears ADDITIONAL INSTRUCTIONS: Apply when newly hatched larvae appear and before leaves are rolled. Continue applying as a part of the normal cover spray program until pest is adequately controlled. Apply when caterpillars are actively feeding (2 nd -4 th instars)	0.5-2.00
Avocados ADDITIONAL INSTRUCTIONS: Apply as necessary to maintain control. Begin treatment as soon as possible after hatching and before larvae are protected by leaf folds. (Amorbia [Mexican leafroller] is suppressed only.)	0.5-1.50
Bananas ADDITIONAL INSTRUCTIONS: Hawaii only. Use calibrated ground equipment with adequate water to apply to point of runoff.	0.5-1.50
Citrus ADDITIONAL INSTRUCTIONS: Use 50-600 gallons of water per acre when using ground equipment and 10 gallons of water minimum per acre by air. (Amorbia [Mexican leafroller] is suppressed only.)	0.5-1.50
Blueberries, Caneberries, Currants, Kiwi ADDITIONAL INSTRUCTIONS: Apply by ground equipment only. Begin treatment as soon as possible after hatching. For leafrollers, apply before larvae are protected by leaf folds.	0.25-1.50
Grapes ADDITIONAL INSTRUCTIONS: Start treating as soon as possible after hatching and before larvae are protected by leaf folds.	0.5-1.50



CROPS	LBS./ACRE
<p>Almonds, Apricots, Cherries, Filberts, Nectarines, Peaches, Pecans Persimmons, Pistachios, Plums, Pomegranate, Prunes, Walnuts</p> <p>ADDITIONAL INSTRUCTIONS: For leafrollers, start treating as soon as possible after hatching and before larvae are protected by leaf folds. Apply when caterpillars are actively feeding (2nd to 4th instar).</p> <p>Application timing is very important for good pecan nut casebearer suppression. Consult your local university or extension agent for information concerning specific modeling that predicts egg lay, typical application dates, and scouting techniques for your area. SAN 420 I® WG must be present at egg hatch for best control. Make application when the majority of eggs are in the pink stage. For best control make two applications 7 days apart. If only one application is made, a minimum of 0.5 lb. should be applied.</p>	<p>0.5-2.00</p>
<p>Melons (Also see vegetables)</p> <p>ADDITIONAL INSTRUCTIONS: Apply at first sign of hatch before larvae enter fruit. Repeat as necessary to maintain control.</p>	<p>0.25-1.50</p>
<p>Strawberries</p> <p>ADDITIONAL INSTRUCTIONS: Apply as necessary to maintain control.</p> <p>In a tank mix with contact insecticides, use a minimum of ½ lb. of SAN 420 I® WG for the control of armyworm.</p>	<p>0.25-1.50</p>
<p>SHADE TREES and ORNAMENTALS (INCLUDING ROSES)</p> <p>ADDITIONAL INSTRUCTIONS: Apply when leaf expansion reaches 40% to 50% as infestation warrants. If eggs hatch over a long period of time, or if reinfestation occurs, spray about 14 days after first application.</p> <p>Apply when most larvae are 3rd – 4th instar. Also consider the opening of the bud cap to ensure foliage exposure.</p> <p>Apply after eggs have hatched and early instar larvae are feeding on exposed foliage.</p>	<p>0.25-1.50</p>
<p>TURF AND GRASS SEED PRODUCTION</p> <p>ADDITIONAL INSTRUCTIONS: Repeat as necessary throughout season to maintain control.</p>	<p>0.50-1.50</p>

170918

CROPS **LBS./ACRE**

STORED SOYBEANS, GRAINS (INDIAN MEAL MOTH, ALMOND MOTH)

ADDITIONAL INSTRUCTIONS:

To control and prevent Indian Meal Moth and Almond Moth infestations of stored soybeans and grains, prepare a spray mixture which includes 1 gallon of water for every 1.5 oz. by weight of **SAN 420 I® WG**. Apply spray mixture either by treating the top 4 inches of grain as it is being augered into storage (applying 0.6 pint of mixture per bushel in the grain stream), or by treating the surface of grain after it is in the bin. The Table below can be used as a guide in determining the total amount of **SAN 420 I® WG** needed according to the bin diameter or the number of bushels to be treated.

Bin Diameter ft.)	Surface Area (sq. ft.)	Bushels (to 4 in. (depth)	SAN 420 I® WG Rate (by weight)	
			Grams	oz.
8	50	13	21	0.40
12	113	30	50	0.90
16	201	53	85	1.50
20	314	84	120	2.15
24	452	120	185	3.25
28	615	163	255	4.50
32	804	214	326	5.75

To insure thorough coverage when making applications to the grain surface after it is in the bin, apply spray mixture in three (3) applications. Mix the grain with a scoop or rake to a depth of four (4) inches after each application.

Treat stored grain anytime, but for best results, treat grain at the time it is placed into storage or shortly thereafter, or in the early spring prior to egg-laying. Full season control is normally experienced. Re-treat only if reinfestation occurs.

For the protection of bagged grain, apply spray mixture to entire grain mass, and mix thoroughly prior to bagging. **SAN 420 I® WG** at 3 oz. by weight per 10 gallons of water will treat approximately 100 bushels.

Treated grain may be used at any time after treatment.

FLOWERS AND ORNAMENTALS

SAN 420 I® WG may also be used on flowers and ornamentals outdoors and in the greenhouse at a rate of 0.25 – 1.50 lb. per 100 gallons of water for control of listed insects on this label.

