

69592-22

10/26/2009

10f33



UNITED STATES ENVIRONMENTAL PROTECTION AGENCY

WASHINGTON, D.C. 20460

OFFICE OF
PREVENTION, PESTICIDES AND
TOXIC SUBSTANCES

October 26, 2009

Nicholas Wright
Product Registration Manager
AgraQuest, Inc
1540 Drew Avenue
Davis, CA 95618-6320

Subject: Notification to Add Pests to Product Label Per PR Notice 98-10
Product Name: REQUIEM® 25EC (QRD 400)
EPA Reg. No: 69592-22
Your Submission Dated October 9, 2009

Dear Mr. Wright:

The Biopesticides and Pollution Prevention Division is in receipt of your application for Notification under Pesticide Registration Notice (PRN) 98-10 dated above. A screen of the labeling revision request has been conducted for its applicability under PRN 98-10, and it has been determined that the action request falls within the scope of this Notice. Our records have been duly noted, and the revised label submitted with this application has been stamped "Notification, received and reviewed" and will be placed in our records as current and updated. Should you have any questions regarding this action, you may contact Gina Casciano at (703) 605-0513 or via email at casciano.gina@epa.gov.

Sincerely,

Linda Hollis

Linda A. Hollis, Chief
Biochemical Pesticides Branch
Biopesticides and Pollution
Prevention Division (7511P)



United States
Environmental Protection Agency
Washington, DC 20460

☐ Registration
☐ Amendment
☒ Other

OPP Identifier Number

Application for Pesticide - Section I

1. Company/Product Number #69592-22	2. EPA Product Manager Linda Hollis	3. Proposed Classification <input checked="" type="checkbox"/> None <input type="checkbox"/> Restricted
4. Company/Product (Name) AgraQuest, Inc. / QRD 400	PM# BPPD 91	
5. Name and Address of Applicant (Include ZIP Code) 1540 Drew Avenue Davis, CA 95618 <input type="checkbox"/> Check if this is a new address	6. Expedited Review. In accordance with FIFRA Section 3(c)(3) (b)(i), my product is similar or identical in composition and labeling to: EPA Reg. No. _____ Date Reviewed: 10/22/09 Product Name _____ Reviewed By: G. Casiano	

Section - II

<input type="checkbox"/> Amendment - Explain below.	<input type="checkbox"/> Final printed labels in response to Agency letter dated _____
<input type="checkbox"/> Resubmission in response to Agency letter dated _____	<input type="checkbox"/> "Me Too" Application.
<input checked="" type="checkbox"/> Notification - Explain below.	<input type="checkbox"/> Other - Explain below.

Explanation: Use additional page(s) if necessary. (For section I and Section II.)


Notification of pest addition per PR Notice 98-10. Added specific pest names to several crop groups on the label. The dosage, frequency, concentration or method of application are not changed. No additional guidance statements were added. Continued on attached page.

Section - III

1. Material This Product Will Be Packaged In:				2. Type of Container	
Child-Resistant Packaging <input type="checkbox"/> Yes <input checked="" type="checkbox"/> No	Unit Packaging <input type="checkbox"/> Yes <input checked="" type="checkbox"/> No	Water Soluble Packaging <input type="checkbox"/> Yes <input checked="" type="checkbox"/> No		<input checked="" type="checkbox"/> Metal	
* Certification must be submitted				<input type="checkbox"/> Plastic	
If "Yes" Unit Packaging wgt. No. per container		If "Yes" Package wgt. No. per container		<input type="checkbox"/> Glass	
				<input type="checkbox"/> Paper	
				<input type="checkbox"/> Other (Specify) _____	
3. Location of Net Contents Information <input checked="" type="checkbox"/> Label <input type="checkbox"/> Container		4. Size(s) Retail Container 2.5 gallon		5. Location of Label Directions <input checked="" type="checkbox"/> On Label <input checked="" type="checkbox"/> On Labeling accompanying product	
6. Manner in Which Label is Affixed to Product		<input checked="" type="checkbox"/> Lithograph <input type="checkbox"/> Paper glued <input type="checkbox"/> Stenciled		<input type="checkbox"/> Other _____	

Section - IV

1. Contact Point (Complete items directly below for identification of individual to be contacted, if necessary, to process this application.)			
Name Nicholas Wright		Title Product Registration Mgr.	
		Telephone No. (Include Area Code) (804) 893-3541	
Certification I certify that the statements I have made on this form and all attachments thereto are true, accurate and complete. I acknowledge that any knowingly false or misleading statement may be punishable by fine or imprisonment or both under applicable law.			6. Date Application Received (Stamped)
2. Signature 		3. Title Product Registration Manager	
4. Typed Name Nicholas Wright		5. Date October 9, 2009	



Innovative natural product solutions for pest management*

Mr. Chris Pfeifer, RAL
Biopesticides and Pollution Prevention Division (BPPD)
Document Processing Desk (NOTIF)
Office of Pesticide Programs (7504P)
U. S. Environmental Protection Agency
Room S-4900, One Potomac Yard
2777 South Crystal Drive
Arlington, VA 22202-4501

Dear Mr. Pfeifer:

The attached Master label dated October 9, 2009 has been revised from the current master label on file with the Agency, accepted on September 15, 2009, in the following ways:

The Cucurbit crop table has been revised to list two specific varieties of pests. The original label listed thrips as one of several generic pests in the cucurbit crop table. The revised label adds Melon thrips and Western flower thrips under the thrips heading.

The Fruiting Vegetable crop table has been revised to list two specific varieties of pests. The original label listed several specific varieties of thrips in this crop table; we want to add Florida flower thrips and Eastern flower thrips to this list.

The Tree nuts crop table has been revised to list two specific varieties of pests. The original label listed several specific varieties of aphids in this crop table; we want to add Yellow aphid and Black pecan aphid to this list.

The genus name (*Liriomyza* spp.) was added to the variety of leafminer already listed on the legume crop table.

No other changes, other than those described above and the label identification footer, have been made to the master label.

Included with this cover letter are the following:

1. A completed and signed EPA form 8570-1, including attached page 2,
2. Two copies of the revised master label (one clean copy and one with changes highlighted).

If you have any questions or need any additional information, please contact me by phone at (804) 893-3541 or by email at nwright@agraquest.com.

Sincerely,

Nicholas Rungt

Nicholas Wright
Product Registration Manager
AgraQuest, Inc.

40 of 33

QRD 400

[Alternate Brand Names: REQUIEM® 25EC, METRONOME™]

Master Label

Sub-Label A: Agricultural/Commercial Use

Sub-Label B: Greenhouse & Nursery/Commercial Use

Active Ingredient:

Extract of <i>Chenopodium ambrosioides</i> near <i>ambrosioides</i>	25.0%
Other Ingredients	75.0%
Total:	100.0%

KEEP OUT OF REACH OF CHILDREN

CAUTION

EPA Reg No.: 69592- 22

EPA Establishment No.: 69592-MEX-1

Manufactured By:
AgraQuest, Inc.
1540 Drew Avenue
Davis, California 95618
(530) 750-0150

NOTIFICATION


Date Reviewed: 10/26/09
Reviewed By: G. Casciano

QRD 400

(Alternate Brand Name: REQUIEM[®] 25EC)

Sub-Label A

**For Agricultural / Commercial Use Only
Not For Residential Use**



60033

REQUIEM[®] 25EC

**INSECTICIDE AND ACARICIDE FOR CONTROL OR SUPPRESSION OF APHIDS, THRIPS,
WHITEFLIES, PLANT-FEEDING MITES, MEALY BUGS, LEAFMINERS, LYGUS BUGS, SCALE, LEAF
HOPPERS, AND LEPIDOPTEROUS INSECTS IN AGRICULTURAL CROPS.
NOT FOR RESIDENTIAL USE**

Active Ingredient:

Extract of <i>Chenopodium ambrosioides</i> near <i>ambrosioides</i>	25.0%
Other Ingredients	75.0%
Total:	100.0%

KEEP OUT OF REACH OF CHILDREN

CAUTION

FIRST AID	
If In Eyes	<ul style="list-style-type: none">• Hold eye open and rinse slowly and gently with water for 15-20 minutes. Remove contact lenses, if present, after the first 5 minutes, then continue rinsing eye.• Call a poison control center or doctor for further treatment advice.
In On Skin Or Clothing	<ul style="list-style-type: none">• Take off contaminated clothing.• Rinse skin immediately with plenty of water for 15-20 minutes.• Call a poison control center or doctor for further treatment advice.
HOT LINE NUMBER	
CHEMTREC (800) 424-9300 (24 hours)	
Have the product container or label with you when calling a poison control center or doctor or going for treatment.	


See side/back panels for additional precautionary statements

EPA Reg No.: 69592- 22

EPA Establishment No.: 69592-MEX-1

Net Contents: 2.5 gallon (320 fl. oz.) (9.46 L)

Manufactured By:
AgraQuest, Inc.
1540 Drew Avenue
Davis, California 95618
(530) 750-0150



70x33

PRECAUTIONARY STATEMENTS

HAZARD TO HUMANS AND DOMESTIC ANIMALS

CAUTION: Causes moderate eye irritation. Avoid contact with skin, eyes or clothing. Wash thoroughly with soap and water after handling and before eating, drinking, chewing gum or using tobacco. Remove and wash contaminated clothing before reuse. Prolonged or frequently repeated skin contact may cause allergic reactions in some individuals. Wear the appropriate Personal Protective Equipment (PPE).

PERSONAL PROTECTIVE EQUIPMENT

Applicators mixers, loaders and other handlers must wear:

- Long-sleeved shirt and long pants
- Chemical-resistant gloves made of any waterproof material such as polyethylene or polyvinyl chloride
- Shoes plus socks
- Protective eyewear
- Coveralls for high-pressure handwand and groundboom applicators.
- For overhead exposure wear chemical resistant headgear.
- For greenhouse uses, applicators and other handlers must wear a NIOSH-approved respirator with an organic vapor (OV) cartridge or canister with any R, P or HE filter.

Follow the manufacturer's instructions for cleaning/maintaining PPE. If no such instructions for washables, use detergent and hot water. Keep and wash PPE separately from other laundry.

Engineering Controls: When handlers use enclosed cabs in a manner that meets requirements listed in the Worker Protection Standard (WPS) for agricultural pesticides [40 CFR 170.240 (d) (4-6)], the handler PPE requirements may be reduced or modified as specified in the WPS.

USER SAFETY RECOMMENDATIONS

Users should:

- Remove clothing immediately if pesticide gets inside. Then wash thoroughly and put on clean clothing.
- Remove PPE immediately after handling this product. Wash the outside of gloves before removing. As soon as possible, wash thoroughly and change into clean clothing.

ENVIRONMENTAL HAZARDS

This product is toxic to aquatic invertebrates. For terrestrial uses: Do not apply directly to water or to areas where surface water is present, or to intertidal areas below the mean high water mark. Do not contaminate water when disposing of equipment washwater or rinsate.

Drift and runoff may be hazardous to aquatic organisms in water adjacent to treated areas. Do not apply when weather conditions favor drift or runoff from treated areas. Do not apply when a rain event is expected within 2 hours. Groundboom and air-blast applications must maintain a spray buffer of 15 feet from any water body. See the Directions for Use for details.

80f33

PHYSICAL OR CHEMICAL HAZARDS

Combustible. Do not use or store near heat or open flame.

DIRECTIONS FOR USE

It is a violation of Federal law to use this product in a manner inconsistent with its labeling.

READ THE ENTIRE LABEL. USE STRICTLY IN ACCORDANCE WITH THE LABEL. FAILURE TO FOLLOW DIRECTIONS AND PRECAUTIONS ON THIS LABEL MAY RESULT IN CROP INJURY, POOR INSECT CONTROL, AND/OR ILLEGAL RESIDUES.

Do not apply this product in a way that will contact workers or other persons, either directly or through drift. Only protected handlers may be in the area during application. For any requirements specific to your state or tribe, consult the State or Tribal agency responsible for pesticide regulation.

AGRICULTURAL USE REQUIREMENTS


Use this product only in accordance with its labeling and with the Worker Protection Standard, 40 CFR Part 170. This Standard contains requirements for the protection of agricultural workers on farms, forests, nurseries, greenhouses and handlers of agricultural insecticides. It contains requirements for training, decontamination, notification and emergency assistance. It also contains specific instructions and exceptions pertaining to the statements on this label about personal protective equipment (PPE) and restricted-entry interval. The requirements in this box only apply to uses of this product that are covered by the Worker Protection Standard.

Do not enter or allow worker entry into treated areas during the restricted entry interval (REI) of 4 hours.

PPE required for early entry to treated areas that is permitted under the Worker Protection Standard and that involves contact with anything that has been treated, such as plants, soil or water is:

- Long-sleeved shirt and long pants
- Chemical-resistant gloves made of any waterproof material such as polyethylene or polyvinyl chloride
- Shoes plus socks

SHAKE WELL BEFORE USE



GENERAL INFORMATION

REQUIEM® is a contact insecticide/acaricide for use in the control or suppression of many foliage feeding plants including aphids, thrips, plant-feeding mites, whiteflies, mealy bugs, leafminers, lygus bugs, scale, leaf hoppers, and lepidopterous insects infesting labeled crops. The emulsifiable concentrate of REQUIEM must be mixed with water and applied as a foliar spray with ground equipment equipped for conventional insecticide spraying.

MIXING AND APPLICATION INSTRUCTIONS

Do not apply this product by aerial application or through any type of irrigation system.

REQUIEM is toxic to aquatic invertebrates. Users must maintain the following buffer zones: Groundboom and air-blast spray applicators must not apply within 15 feet of aquatic habitats (such as, but not limited to, lakes, reservoirs, rivers, streams, marshes, ponds, estuaries, and commercial fish ponds). Groundboom and air-blast applicators must also account for wind direction and speed. Only apply this product if the wind direction favors on-target deposition. Do not apply when the wind velocity exceeds 10 mph. Do not apply when a rain event is expected within 2 hours.

Shake container well before use. REQUIEM must be diluted with water for spray applications. Partially fill the spray tank with clean water, add the specified amount of REQUIEM to the tank, and finish filling the tank to the proper volume to obtain the desired application rate per acre as specified in the crop and pest tables listed below. Use at dilutions no more concentrated than 2% v/v.

Compatibility: Do not combine REQUIEM in the spray tank with other pesticides, surfactants, adjuvants, or fertilizers if there has been no previous experience or use of the combination to show it is physically compatible, and non-injurious under your use conditions.

Do not use REQUIEM in tank mixes or in a program or in rotation with products containing captan (with REQUIEM either preceding or following captan applications) in any crop. Use of REQUIEM with captan-containing products may result in phytotoxicity.

Do not use REQUIEM in tank mixture combinations or in rotation with any product containing a label warning against using surfactants, methylated seed oils, oils or other adjuvants.

As with many Emulsifiable Concentrate (EC) formulations, certain combinations can exacerbate phytotoxicity problems. Products which are phytotoxic when used alone may be more phytotoxic when used with an EC formulation such as REQUIEM. AgraQuest has not tested all varieties and cultivars of all crops and potential tank-mix or rotational combinations.

To ensure crop safety, test REQUIEM in combination and in rotation with other products on a small portion of the crop. Wait at least 24-72 hours to evaluate results before applying to the entire field. If phytotoxicity is noted, and if it is determined that the level of

phytotoxicity will result in economic losses to the crop, do not make the application to the crop.

To ensure physical compatibility of tank-mix combinations they must be evaluated prior to use. When products are physically compatible, a homogeneous solution is formed. To determine the physical compatibility of this product with other products, use a jar test. Using a quart jar, add the proportionate amounts of the products to approximately one quart of water with agitation. Add dry formulations first, then flowables, then emulsifiable concentrates last. After thorough mixing, allow this mixture to stand for 15 minutes. If the mixture in the test jar remains uniform for 15 minutes, the combination is compatible and can be used. If separation occurs (e.g. oils float to top, clumps of solids form, etc.), the combination is incompatible and do not use the mixture. Once compatibility has been proven, use the same procedure for adding required ingredients to the spray tank.

Use of Adjuvants: The use of additional adjuvants with REQUIEM is not required.

Biological Control Agents: This product is compatible with the following biological control agents: *Encarsia formosa*, *Amblyseius fallacis*, *Phytoseiulus persimilis*, *Orius insidiosus*, *Aphidius colemani*, *Zetzellia mali*, *Neoseiulus fallacies*, *Typhlodromus pyri*, *Stethorus punctum*, lacewings, syrphid fly larvae, phytoseiid mite predators, aphid midges, lady beetles, and other predacious mites. Wait at least 2 hours after application before introducing new biological agents, or spray the evening before the day of introduction of new biological control agents.

AgraQuest is committed to the practice of sound resistance management programs that include rotation and tank mixing with other treatments having a variety of modes of actions.

APPLICATION

Use REQUIEM early in the pest cycle when local thresholds are reached or before insects reach damaging levels. Applications can be made for ovicidal control. However, ovicidal control will not provide sustained control of migrating adults. REQUIEM is a contact insecticide and thorough coverage is necessary for optimum control. Use appropriate nozzles and nozzle configurations, along with sufficient spray volume to achieve thorough coverage. Rates of REQUIEM may need to increase with increased insect populations and/or large plant canopies. It is not necessary to use a surfactant with REQUIEM.

REQUIEM can be applied with commonly used ground equipment. Use of air-blast spray equipment may result in overhead exposure and requires the use of chemical-resistant headgear.

When using REQUIEM with a new crop, test on a small area before applying to the entire field. Do not apply REQUIEM more than 10 times per crop production cycle.

PREHARVEST INTERVAL

REQUIEM can be applied up to and including the day of harvest. However, note that the restricted entry interval (REI) is 4 hours.

SPRAY DRIFT PRECAUTIONS

Avoiding spray drift at the application site is the responsibility of the applicator. The interaction of many equipment- and weather-related factors determine the potential for spray drift. The applicator and the grower/treatment coordinator are responsible for considering all of these factors when making decisions. Where states have more stringent regulations, they should be observed. Note: This section is advisory in nature and does not supersede the mandatory label requirements.

All ground application equipment must be properly maintained and calibrated using appropriate carriers.

Use the largest droplet size consistent with good pest control. Formation of very small droplets may be minimized by appropriate nozzle selection and by avoiding excessive spray boom pressure.

Make ground applications when the wind velocity favors on target product deposition (approximately 3 to 10 mph). Do not apply when wind velocity exceeds 10 mph. Avoid applications when wind gusts approach 10 mph.

Risk of exposure to sensitive areas can be reduced by avoiding applications when wind direction is toward the area.

Low humidity and high temperatures increase the evaporation rate of spray droplets and therefore the likelihood of increased spray drift. Avoid spraying during conditions of low humidity and/or high temperature.

Do not make ground applications during temperature inversions. Inversions are characterized by stable air and increasing temperatures with height above the ground. Mist or fog may indicate the presence of an inversion in humid areas. The applicator may detect the presence of an inversion by producing smoke and observing a smoke layer near the ground surface.

FOR USE ON THE FOLLOWING CROPS

(REQUIEM has a 0-Day PreHarvest Interval (PHI) for all crops contained on this label. However, note that the restricted entry interval (REI) is 4 hours.)

Asparagus

Pests and Application Rates:

Pests	REQUIEM (qts/acre)	Remarks
Aphids Thrips	2 - 4	Begin applications when thresholds have been reached. The rate of REQUIEM will depend on plant size and pest pressure. Use a lower rate for light infestation and/or small plant canopy and a higher rate for heavy infestations and/or large plants.

Brassica (Cole) Leafy Vegetables

Including Broccoli, Broccoli Raab, Brussels Sprouts, Cabbage, Chinese Cabbage (Bok Choy and Napa), Cauliflower, Cavalo, Collards, Kale, Kohlrabi, Mustard Greens, Rape Greens, and other Brassica leafy vegetable crops.

Pests and Application Rates:

Pests	REQUIEM (qts/acre)	Remarks
Aphids: • Cabbage aphid • Green peach aphid • Turnip aphid Leafminers	2 - 4	Begin treatments when thresholds have been reached.
Thrips		Begin applications as soon as thrips are seen in the crop. Continue applications as needed. Thrips will seek shelter in hard-to-reach parts of the plant. Use appropriate nozzles with sufficient spray volume.
Whiteflies: • Silverleaf whitefly		Apply before pests reach damaging levels. Repeat applications as needed to maintain control. Do not wait until heavy populations have become established. Use the high rate when conditions are favorable for heavy pressure.

Bulb Vegetables

Including Garlic, Leek, Onion (dry bulb, green, and Welch), and Shallot and other bulb vegetable crops.

Pests and Application Rates:

Pests	REQUIEM (qts/acre)	Remarks
Leafminer Maggots Mites	1.5 - 4	Apply before pests reach damaging levels. Repeat applications as needed to maintain control. The amount of REQUIEM per acre will depend on plant size, leaf canopy and pest pressure. Choose lower rates for light infestations and/or small plants and higher rates for heavy infestations and/or larger plants.
Thrips: • Onion thrips • Western flower thrips		Begin applications as soon as thrips are seen in the crop. Continue applications as needed. Thrips will seek shelter hard-to-reach parts of the plant. Use appropriate nozzles with sufficient water for thorough coverage.

Bush Berries

Including Blueberry, Currant, Gooseberry, Huckleberry, Elderberry, and other bush berry crops.

Pests and Application Rates:

Pests	REQUIEM (qts/acre)	Remarks
Aphids Leafhoppers Leafrollers Loopers Lygus Maggots Mites Plum curculio Thrips	2 - 4	Apply before pests reach damaging levels. Repeat applications as needed to maintain control. The amount of REQUIEM per acre will depend on plant size, leaf canopy and pest pressure. Choose lower rates for light infestations and/or small plants and higher rates for heavy infestations and/or larger plants.

Cranberry

Do not apply to flooded fields.

Pests and Application Rates:

Pests	REQUIEM (qts/acre)	Remarks
Aphids Leafhoppers Leafrollers Loopers Thrips Wireworms	2 - 4	Begin applications when thresholds have been reached. The rate of REQUIEM will depend on plant size and pest pressure. Use a lower rate for light infestation and/or small plant canopy and a higher rate for heavy infestations and/or large plants.

Cane Berries

Including Blackberry (including varieties, cultivars, and/or hybrids), Loganberry, Raspberry, and other cane berry crops.

Pests and Application Rates:

Pests	REQUIEM (qts/acre)	Remarks
Aphids Leafhoppers Leafrollers Loopers Sawfly Whiteflies	2 - 4	Apply before pests reach damaging levels. Repeat applications as needed to maintain control. The amount of REQUIEM per acre will depend on plant size, leaf canopy and pest pressure. Choose lower rates for light infestations and/or small plants and higher rates for heavy infestations and/or larger plants.

Citrus Fruits

Including Grapefruit, Lemon, Lime, Orange, Tangerine, Citrus hybrids, Pummelo, and other citrus fruit crops.

Pests and Application Rates:

Pests	REQUIEM (qts/acre)	Remarks
Asian citrus psyllid Lepidoptera larvae: <ul style="list-style-type: none"> • Avocado leafroller • Citrus peelminer • Citrus Leafminer • Cutworms • Fruit tree leafroller • Orange tortrix Mites: <ul style="list-style-type: none"> • Broad mite • Citrus flat mite • Citrus bud mite • Citrus red mite • Citrus rust mite • Six-spotted spider mite • Texas citrus mite • Yuma spider mite • Two-spotted spider mite • Rust mite Thrips: <ul style="list-style-type: none"> • Citrus thrips • <i>Frankliniella</i> spp. • Bean thrips 	2 - 4	Treat when pests appear or in accordance with local economic thresholds. Repeat applications as needed to maintain control. The rate of REQUIEM will depend on tree size and pest pressure. Use a lower rate for light infestation and/or small trees and a higher rate for heavy infestations and/or large trees. When applying to large trees, use higher water volumes to ensure thorough coverage. Do not exceed 2% v/v solution.
Scale		Begin applications when thresholds are reached. Treat for scale when crawlers are present in the spring and fall.

Cucurbit Vegetables

Including Cucumber, Citron melon, Edible Gourds, Gherkin, Muskmelons (including hybrids and/or cultivars of *Cucumis melo*), Pumpkin, Summer and Winter Squash, Watermelon, Cantaloupe, and other cucurbit vegetable crops.

Use of REQUIEM in tank mixes with some products including, but not limited to, those containing strobilurins or chlorothalonil may result in phytotoxicity. Do not apply products containing chlorothalonil within 4 days after application of REQUIEM. Do not apply REQUIEM for 30 days following an application of chlorothalonil.

Pests and Application Rates:

Pests	REQUIEM (qts/acre)	Remarks
Aphids • Green peach aphid Leafminers Mites	2 - 4	Begin treatments when thresholds have been reached.
Thrips • Melon thrips • Western flower thrips		Begin applications as soon as thrips are seen in the crop. Continue applications as needed. Thrips will seek shelter in hard-to-reach parts of the plant. Use appropriate nozzles with sufficient spray volume.
Whiteflies: • Greenhouse whitefly • Sweetpotato whitefly • Silverleaf whitefly		Apply before pests reach damaging levels. Repeat applications as needed to maintain control. Do not wait until heavy populations have become established. Use the high rate when conditions are favorable for heavy pressure.

Figs

Pests and Application Rates:

Pests	REQUIEM (qts/acre)	Remarks
Mites Navel orangeworm Scale Vinegar flies	2 - 4	Begin applications when thresholds have been reached. The rate of REQUIEM will depend on plant size and pest pressure. Use a lower rate for light infestation and/or small plant canopy and a higher rate for heavy infestations and/or large plants.

Globe Artichoke**Pests and Application Rates:**

Pests	REQUIEM (qts/acre)	Remarks
Aphids Leafhoppers Plume moth	2 - 4	Begin applications when thresholds have been reached. The rate of REQUIEM will depend on plant size and pest pressure. Use a lower rate for light infestation and/or small plant canopy and a higher rate for heavy infestations and/or large plants.

Fruiting Vegetables

Including Eggplant, Ground Cherry, Pepino, Pepper, Tomatillo, Tomato, and other fruiting vegetable crops.

Pests and Application Rates:

Pests	REQUIEM (qts/acre)	Remarks
Aphids: • Green peach aphid • Potato aphid Leafhoppers Leafminers (<i>Liriomyza</i> spp.) Mites Tomato pinworm	2 - 4	Begin treatments when thresholds have been reached.
Thrips: • Western flower thrips • Onion thrips • Chili thrips • Melon thrips • Florida flower thrips • Eastern flower thrips		Begin applications as soon as thrips are seen in the crop. Continue applications as needed. Thrips will seek shelter in hard-to-reach parts of the plant. Use appropriate nozzles with sufficient spray volume.
Whiteflies: • Silverleaf whitefly • Greenhouse whitefly • Bandedwinged whitefly		Apply before pests reach damaging levels. Repeat applications as needed to maintain control. Do not wait until heavy populations have become established. Use the high rate when conditions are favorable for heavy pressure.

Grape

Do not use REQUIEM on grapes east of the Rockies. Use of REQUIEM on grapes after fruit set can diminish waxy bloom.

Pests and Application Rates:

Pests	REQUIEM (qts/acre)	Remarks
Grape berry moth Western grape skeletonizer Leafhoppers: • Grape leafhopper • Variegated leafhopper Mealy bug Mites: • Pacific spider mites • Willamette spider mite • Two-spotted spider mite	2 - 4	Begin applications when thresholds have been reached. The rate of REQUIEM will depend on plant size and pest pressure. Use a lower rate for light infestation and/or small plant canopy and a higher rate for heavy infestations and/or large plants. Adjust equipment and spray volumes to ensure through coverage of infested parts of the crop.

Herbs and Spices

Including Allspice, Anise, Basil, Borage, Cardamom, Chive, Dill, Fennel (common), Juniper berry, Marjoram, Nutmeg, Pepper, Saffron, Sage, Tarragon, Vanilla, and other herb and spice crops.

Pests and Application Rates:

Pests	REQUIEM (qts/acre)	Remarks
Aphids Fleahoppers Leafhoppers Leafminers (<i>Liriomyza</i> spp.) Grasshoppers	2 - 4	Begin applications when thresholds have been reached. The rate of REQUIEM will depend on plant size and pest pressure. Use a lower rate for light infestation and/or small plant canopy and a higher rate for heavy infestations and/or large plants.

Hops**Pests and Application Rates:**

Pests	REQUIEM (qts/acre)	Remarks
Mites Aphids	2 - 4	Begin applications when thresholds have been reached. The rate of REQUIEM will depend on plant size and pest pressure. Use a lower rate for light infestation and/or small plant canopy and a higher rate for heavy infestations and/or large plants.

Legume Vegetables (Succulent or Dried)

Including Beans, Green beans, Snap beans, Shell beans, Garbanzo beans, Lima beans, Peas, Chick peas, Split peas, Lentils and other legume vegetable crops.

Pests and Application Rates:

Pests	REQUIEM (qts/acre)	Remarks
Aphids Leafhoppers Leafminers (<i>Liriomyza</i> spp.) Lygus bugs Mites Thrips Whiteflies	2 - 4	Begin applications when thresholds have been reached. The rate of REQUIEM will depend on plant size and pest pressure. Use a lower rate for light infestation and/or small plant canopy and a higher rate for heavy infestations and/or large plant canopy.

Leafy Vegetables

Including Lettuce, Arugula, Celery, Spinach, Parsley, Radicchio, Florence Fennel, Romaine, Swiss Chard, and other leafy vegetable crops.

Pests and Application Rates:

Pests	REQUIEM (qts/acre)	Remarks
Aphids: • Foxglove aphid • Lettuce aphid • Lettuce root aphid • Cabbage aphid • Turnip aphid • Potato aphid • Green peach aphid Leafhoppers Leafminers (<i>Liriomyza</i> spp.) Lygus bugs Mites (except bulb mite) Psyllid	2 - 4	Begin treatments when thresholds have been reached.
Thrips		Begin applications as soon as thrips are seen in the crop. Continue applications as needed. Thrips will seek shelter in hard-to-reach parts of the plant. Use appropriate nozzles with sufficient spray volume.
Whiteflies: • Silverleaf whitefly		Apply before pests reach damaging levels. Repeat applications as needed to maintain control. Do not wait until heavy populations have become established. Use the high rate when conditions are favorable for heavy pressure.

Mint**Pests and Application Rates:**

Pests	REQUIEM (qts/acre)	Remarks
Mites Aphids Thrips	2 - 4	Begin applications when thresholds have been reached. The rate of REQUIEM will depend on plant size and pest pressure. Use a lower rate for light infestation and/or small plant canopy and a higher rate for heavy infestations and/or large plants.

Okra**Pests and Application Rates:**

Pests	REQUIEM (qts/acre)	Remarks
Aphids Leafhoppers Leafminers (<i>Liriomyza</i> spp.) Mites Tomato pinworm	2 - 4	Begin treatments when thresholds have been reached.
Thrips		Begin applications as soon as thrips are seen in the crop. Continue applications as needed. Thrips will seek shelter in hard-to-reach parts of the plant. Use appropriate nozzles with sufficient spray volume.
Whiteflies		Apply before pests reach damaging levels. Repeat applications as needed to maintain control. Do not wait until heavy populations have become established. Use the high rate when conditions are favorable for heavy pressure.

Olives**Pests and Application Rates:**

Pests	REQUIEM (qts/acre)	Remarks
Mites Scale Thrips	2 - 4	Begin applications when thresholds have been reached. The rate of REQUIEM will depend on plant size and pest pressure. Use a lower rate for light infestation and/or small plant canopy and a higher rate for heavy infestations and/or large plants.

Pome Fruits

Including Apple, Crabapple, Loquat, Mayhaw, Pear, Quince, and other pome fruit crops.

Pests and Application Rates:

Pests	REQUIEM (qts/acre)	Remarks
<p>Aphids:</p> <ul style="list-style-type: none"> • Green apple aphid • Woolly apple aphid • Cotton aphid • Bean aphid • Rosy apple aphid • Spirea aphid • Green peach aphid <p>Mites:</p> <ul style="list-style-type: none"> • Brown mite • Pear rust mite • Pear leaf blister mite • European red mite • Two-spotted spider mite • Pacific spider mite • McDaniel spider mite <p>Leafhoppers</p> <p>Mealy bugs</p> <p>Pear psyllid</p> <p>Plum curculio</p> <p>Scale</p> <p>Thrips</p>	2 - 4	<p>Begin applications when thresholds have been reached. The rate of REQUIEM will depend on plant size and pest pressure. Use a lower rate for light infestation and/or small plant canopy and a higher rate for heavy infestations and/or large plant canopy.</p>
<p>Codling moth</p> <p>Oriental fruit moth</p> <p>Tufted apple moth</p> <p>Leafminers (lepidopteran):</p> <ul style="list-style-type: none"> • Spotted tentiform • Western tentiform <p>Leafrollers:</p> <ul style="list-style-type: none"> • Oblique-banded • Pandernis 		<p>Monitor the moth flights and the infestation densities of the larval stages. Repeat applications as necessary to maintain control.</p>

Root / Tuber and Corm Vegetables

Including Carrot, Potato, Sweet Potato, Cassava, Beets, Ginger, Horseradish, Radish, Ginseng, Turnip, True Yam, and other root/tuber and corm crops.

Pests and Application Rates:

Pests	REQUIEM (qts/acre)	Remarks
Aphids: • Potato aphid • Green peach aphid Leafhoppers Leafminers (<i>Liriomyza</i> spp.) Mites Psylla: • Potato psyllid	2 - 4	Begin treatments when thresholds have been reached.
Thrips		Begin applications as soon as thrips are seen in the crop. Continue applications as needed. Thrips will seek shelter in hard-to-reach parts of the plant. Use appropriate nozzles with sufficient spray volume.
Whiteflies: • Silverleaf whitefly		Apply before pests reach damaging levels. Repeat applications as needed to maintain control. Do not wait until heavy populations have become established. Use the high rate when conditions are favorable for heavy pressure.

Stone Fruits

Including Apricot, Cherry, Nectarine, Peach, Plum, Plumcot, Prune, and other stone fruit crops

Pests and Application Rates:

Pests	REQUIEM (qts/acre)	Remarks
Aphids Cherry fruit fly Leafhoppers Leafminers Mites Plum curculio Scale Western cherry fruit fly Thrips	2 - 4	Begin applications when thresholds have been reached. The rate of REQUIEM will depend on plant size and pest pressure. Use a lower rate for light infestation and/or small plant canopy and a higher rate for heavy infestations and/or large plant canopy.
Leafrollers Leafminers Peach twig borer		Monitor the moth flights and the infestation densities of the larval stages. Repeat applications as necessary to maintain control.

22a3

Leaves of Root and Tuber Vegetables

Including Carrot, Sweet Potato, Cassava, Beets, Celeriac, Radish, Turnip, Parsnip, and other leaves of root and tuber crops.

Pests and Application Rates:

Pests	REQUIEM (qts/acre)	Remarks
Aphids Leafhoppers Leafminers (<i>Liriomyza</i> spp.) Mites Psylla	2 - 4	Begin treatments when thresholds have been reached.
Thrips		Begin applications as soon as thrips are seen in the crop. Continue applications as needed. Thrips will seek shelter in hard-to-reach parts of the plant. Use appropriate nozzles with sufficient spray volume.
Whiteflies		Apply before pests reach damaging levels. Repeat applications as needed to maintain control. Do not wait until heavy populations have become established. Use the high rate when conditions are favorable for heavy pressure.

Strawberry**Pests and Application Rates:**

Pests	REQUIEM (qts/acre)	Remarks
Aphids: • Green peach aphid • Melon aphid • Potato aphid • Strawberry aphid Leafhoppers Lygus bug Mites: • Two-spotted spider mite • Carmine spider mite • Cyclamen mite • Pacific spider mite Thrips: • Western flower thrips	1 - 4	Begin applications when thresholds have been reached. The rate of REQUIEM will depend on plant size and pest pressure. Use a lower rate for light infestation and/or small plant canopy and a higher rate for heavy infestations and/or large plants.
Whiteflies: • Silverleaf whitefly • Greenhouse whitefly • Strawberry whitefly		Apply before pests reach damaging levels. Repeat applications as needed to maintain control. Do not wait until heavy populations have become established. Use the high rate when conditions are favorable for heavy pressure.

230233

Tree Nuts

Including Almond, Beech nut, Cashew, Chestnut, Filbert, Hickory nut, Pecan, Walnut, and other tree nut crops.

Do not use of REQUIEM in tank mixes with chlorothalonil. Do not apply products containing chlorothalonil within 30 days after application of REQUIEM. Do not apply REQUIEM for 30 days following an application of chlorothalonil.

Pests and Application Rates:

Pests	REQUIEM (qts/acre)	Remarks
Aphids: • Walnut aphid • Dusky-veined aphid • Rosy apple aphid • Green peach aphid • Spirea aphid • Yellow aphid • Black pecan aphid Fall webworm Scale Walnut husk fly Mites: • Brown mite • Peach silver mite • Citrus flat mite • Pacific spider mite • European red mite • Two-spotted spider mite • Strawberry spider mite	2 - 4	Begin applications when thresholds have been reached. The rate of REQUIEM will depend on plant size and pest pressure. Use a lower rate for light infestation and/or small plant canopy and a higher rate for heavy infestations and/or large plant canopy.
Leafminers Leafrollers Peach twig borer Pecan nut case bearer		Monitor the moth flights and the infestation densities of the larval stages. Repeat applications as necessary to maintain control.

24 of 33

Tropical Fruits

Including Avocado, Banana, Kiwi, Mango, Papaya, Plantains, Pineapple, and other tropical fruits.

Pests and Application Rates:

Pests	REQUIEM (qts/acre)	Remarks
Avocado leafroller Citrus peelminer Cutworms Fruit tree leafroller Naval orange worm Orange tortrix Western tussock moth Mites Thrips Scale	2 - 4	Begin applications when thresholds have been reached. The rate of REQUIEM will depend on plant size and pest pressure. Use a lower rate for light infestation and/or small plant canopy and a higher rate for heavy infestations and/or large plants.

STORAGE AND DISPOSAL

Do not contaminate water, food or feed by storage or disposal.

Pesticide Storage: Store in a cool dry place. Avoid freezing.

Pesticide Disposal: To avoid wastes, use all material in this container by application according to label directions. If wastes cannot be avoided, offer remaining product to a waste disposal facility or pesticide disposal program (often such programs are run by state or local governments or by industry).

Do not contaminate water when disposing of equipment washwater or rinsate. Pesticide wastes may be toxic. Improper disposal of unused pesticide, washwater or rinse water is a violation of federal law.

Container Disposal: Non-refillable container. Do not reuse or refill this container. Triple rinse container (or equivalent) promptly after emptying. Triple rinse as follows: Empty the remaining contents into application equipment or a mix tank and drain for 10 seconds after the flow begins to drip. Fill the container $\frac{1}{4}$ full with water and recap. Shake for 10 seconds. Pour rinsate into application equipment or a mix tank or store rinsate for later use or disposal. Drain for 10 seconds after the flow begins to drip. Repeat this procedure two more times. Then offer for recycling if available, or puncture and dispose of in a sanitary landfill or by incineration. Do not burn unless allowed by state and local ordinances.

WARRANTY AND DISCLAIMER STATEMENT

AgraQuest warrants to those persons lawfully purchasing this product that at the time of the first sale of this product by Seller that this product conformed to its description and was reasonably fit for the purposes stated on the label when used in accordance with Seller's directions. Buyers and users of this product assume the risk of any use contrary to such directions. EXCEPT AS PROVIDED ELSEWHERE IN WRITING CONTAINING AN EXPRESS REFERENCE TO THIS WARRANTY AND LIMITATION OF DAMAGES, SELLER MAKES NO OTHER EXPRESS OR IMPLIED WARRANTY OR GUARANTY, INCLUDING ANY OTHER EXPRESS OR IMPLIED WARRANTY OF FITNESS OR OF MERCHANTABILITY AND NO AGENT OF SELLER IS AUTHORIZED TO DO SO. Except to the extent prohibited by applicable law, AgraQuest offers this product with the following conditions: 1) buyers and users of this product assume the risk of any storage, handling or use contrary to AgraQuest's label and directions and 2) AgraQuest's liability shall in no case exceed the purchase price of the applicable AgraQuest product.

REQUIEM is a registered trademark of AgraQuest.

QRD 400

(Alternate Brand Name: METRONOME™)

Sub-Label B

**For Greenhouse & Nursery / Commercial Use Only
Not For Residential Use**

27 of 33

METRONOME™

Insecticide and Acaricide

**FOR USE ON NON-FOOD ORNAMENTALS (TREES, SHRUBS, AND BEDDING PLANTS)
NOT FOR RESIDENTIAL USE**

Active Ingredient:

Extract of <i>Chenopodium ambrosioides</i> near <i>ambrosioides</i>	25.0%
Other Ingredients	75.0%
Total:	100.0%

KEEP OUT OF REACH OF CHILDREN

CAUTION

FIRST AID	
If In Eyes	<ul style="list-style-type: none">• Hold eye open and rinse slowly and gently with water for 15-20 minutes. Remove contact lenses, if present, after the first 5 minutes, then continue rinsing eye.• Call a poison control center or doctor for further treatment advice.
In On Skin Or Clothing	<ul style="list-style-type: none">• Take off contaminated clothing.• Rinse skin immediately with plenty of water for 15-20 minutes.• Call a poison control center or doctor for further treatment advice.
HOT LINE NUMBER	
CHEMTREC (800) 424-9300 (24 hours)	
Have the product container or label with you when calling a poison control center or doctor or going for treatment.	

See side/back panels for additional precautionary statements

EPA Reg No. 69592-22

EPA Establishment No. 69592-MEX-1

Net Contents: 1 gallon (128 fl. oz.) (3.8 L)
[2.5 gallon (320 fl. oz.) (9.46 L)]

Manufactured By:
AgraQuest, Inc.
1540 Drew Avenue
Davis, California 95618
(530) 750-0150

PRECAUTIONARY STATEMENTS

HAZARD TO HUMANS AND DOMESTIC ANIMALS

CAUTION: Causes moderate eye irritation. Avoid contact with skin, eyes or clothing. Wash thoroughly with soap and water after handling and before eating, drinking, chewing gum or using tobacco. Remove and wash contaminated clothing before reuse. Prolonged or frequently repeated skin contact may cause allergic reactions in some individuals. Wear the appropriate Personal Protective Equipment (PPE).

PERSONAL PROTECTIVE EQUIPMENT

Applicators mixers, loaders and other handlers must wear:

- Long-sleeved shirt and long pants
- Chemical-resistant gloves made of any waterproof material
- Shoes plus socks
- Protective eyewear
- Coveralls for high-pressure handwand and groundboom applicators.
- For greenhouse uses, applicators and other handlers must wear a NIOSH-approved respirator with an organic vapor (OV) cartridge or canister with any R, P or HE filter.

Follow the manufacturer's instructions for cleaning/maintaining PPE. If no such instructions for washables, use detergent and hot water. Keep and wash PPE separately from other laundry.

USER SAFETY RECOMMENDATIONS

Users should:

- Remove clothing immediately if pesticide gets inside. Then wash thoroughly and put on clean clothing.
- Remove PPE immediately after handling this product. Wash the outside of gloves before removing. As soon as possible, wash thoroughly and change into clean clothing.

ENVIRONMENTAL HAZARDS

This product is toxic to aquatic invertebrates. For terrestrial uses: Do not apply directly to water or to areas where surface water is present, or to intertidal areas below the mean high water mark. Do not contaminate water when disposing of equipment washwater or rinsate.

Drift and runoff may be hazardous to aquatic organisms in water adjacent to treated areas. Do not apply when weather conditions favor drift or runoff from treated areas. Do not apply when a rain event is expected within 2 hours. Air blast applications must maintain a spray buffer of 15 feet from any waterbody. See the Directions for Use for details.

PHYSICAL OR CHEMICAL HAZARDS

Combustible. Do not use or store near heat or open flame.

DIRECTIONS FOR USE

It is a violation of Federal law to use this product in a manner inconsistent with its labeling.

READ THE ENTIRE LABEL. USE STRICTLY IN ACCORDANCE WITH THE LABEL. FAILURE TO FOLLOW DIRECTIONS AND PRECAUTIONS ON THIS LABEL MAY RESULT IN CROP INJURY, POOR INSECT CONTROL, AND/OR ILLEGAL RESIDUES.

Do not apply this product in a way that will contact workers or other persons, either directly or through drift. Only protected handlers may be in the area during application. For any requirements specific to your state or tribe, consult the State or Tribal agency responsible for pesticide regulation.

AGRICULTURAL USE REQUIREMENTS

Use this product only in accordance with its labeling and with the Worker Protection Standard, 40 CFR Part 170. This Standard contains requirements for the protection of agricultural workers on farms, forests, nurseries, greenhouses and handlers of agricultural insecticides. It contains requirements for training, decontamination, notification and emergency assistance. It also contains specific instructions and exceptions pertaining to the statements on this label about personal protective equipment (PPE) and restricted-entry interval. The requirements in this box only apply to uses of this product that are covered by the Worker Protection Standard.

Do not enter or allow worker entry into treated areas during the restricted entry interval (REI) of 4 hours.

PPE required for early entry to treated areas that is permitted under the Worker Protection Standard and that involves contact with anything that has been treated, such as plants, soil or water is:

- Long-sleeved shirt and long pants
- Chemical-resistant gloves made of any waterproof material
- Shoes plus socks

NON-AGRICULTURAL USE REQUIREMENTS

The requirements in this box apply to uses that are NOT within the scope of the Worker Protection Standard for agricultural pesticides (40 CFR Part 170). The WPS applies when this product is used to produce agricultural plants on farms, nurseries or green houses.

Do not enter treated areas without protective clothing until spray has dried. Refer to Personal Protective Equipment section under the Precautionary Statements section.

GENERAL INFORMATION

METRONOME™ is an Emulsifiable Concentrate (EC) Insecticide and Acaricide for Use on Field and Container-grown Non-Food Ornamental Plants in Commercial Nurseries, Greenhouses, and Lath- and Shade-houses. Not For Residential Use.

METRONOME is a contact insecticide/acaricide for use in the control of aphids, plant-feeding mites, whiteflies, mealy bugs, leafminers, thrips, fungus gnats, and tarnished plant bugs. METRONOME can be applied to field and container-grown non-food ornamentals – trees, Christmas trees, shrubs, flowers, annual and perennial bedding plants, potted flowers, and tropical plants.

MIXING AND APPLICATION INSTRUCTIONS

Do not apply this product by aerial application or through any type of irrigation system.

METRONOME is toxic to aquatic invertebrates. Users must maintain the following buffer zones: Airblast spray applicators must not apply within 15 feet of aquatic habitats (such as, but not limited to, lakes, reservoirs, rivers, streams, marshes, ponds, estuaries, and commercial fish ponds). Groundboom and airblast applicators must also account for wind direction and speed. Only apply this product if the wind direction favors on-target deposition. Do not apply when the wind velocity exceeds 10 mph. Do not apply when a rain event is expected within 2 hours.

Shake container well before use. METRONOME must be diluted with water for spray applications. Partially fill the spray tank with clean water, add the specified amount of METRONOME to the tank (see table below), and finish filling the tank to the desired volume to obtain the proper spray concentration for the desired application rate per acre.

Gallons Water Acre	METRONOME gallon 0.5% solution	METRONOME gallon 1% solution
25	0.12 (16 fl oz)	0.25 (32 fl oz)
50	0.25 (32 fl oz)	0.5 (64 fl oz)
75	0.37 (48 fl oz)	0.75 (96 fl oz)
100	0.5	1
For smaller quantities, mix at a rate of 0.65 – 1.3 fl. oz. METRONOME per 1 gallon of water.		

Apply on a 7- to 14-day schedule as necessary. Apply METRONOME at first sign of insect pressure or plant-feeding mite infestation. Use higher application rate under conditions of heavy pest pressure. Uniform coverage of both upper and lower leaves is critical for effective pest control. Avoid overspraying to the point of excessive runoff. Do not apply METRONOME more than 10 times per year.

METRONOME can be applied with commonly used ground equipment, hose-end, pressurized, greenhouse, and hand-held sprayers.

Biological Control Agents: This product is compatible with the following biological control agents: *Encarsia formosa*, *Amblyseius fallacis*, *Phytoseiulus persimilis*, *Orius insidiosus*, *Aphidius colemani*, *Zetzellia mali*, *Neoseiulus fallacis*, *Typhlodromus pyri*, *Stethorus punctum*, lacewings, syrphid fly larvae, phytoseiid mite predators, aphid midges, lady beetles, and other predacious mites. Wait at least 2 hours after application before introducing new biological agents, or spray the evening before the day of introduction of new biological control agents.

AgraQuest is committed to the practice of sound resistance management programs that include rotation and tank mixing with other treatments having a variety of modes of actions.

Compatibility: Do not combine METRONOME in the spray tank with other pesticides, surfactants, adjuvants, or fertilizers if there has been no previous experience or use of the combination to show it is physically compatible, and non-injurious under your use conditions.

Do not use METRONOME in tank mixes or in a program or in rotation with products containing captan (with METRONOME either preceding or following captan applications) in any crop. Use of METRONOME with captan-containing products may result in phytotoxicity.

Do not use METRONOME in tank mixture combinations or in rotation with any product containing a label warning against using surfactants, methylated seed oils, oils or other adjuvants.

As with many Emulsifiable Concentrate (EC) formulations, certain combinations can exacerbate phytotoxicity problems. Products which are phytotoxic when used alone may be more phytotoxic when used with an EC formulation such as METRONOME. AgraQuest has not tested all varieties and cultivars of all crops and potential tank-mix or rotational combinations.

To ensure physical compatibility of tank-mix combinations they must be evaluated prior to use. When products are physically compatible, a homogeneous solution is formed. To determine the physical compatibility of this product with other products, use a jar test. Using a quart jar, add the proportionate amounts of the products to approximately one quart of water with agitation. Add dry formulations first, then flowables, then emulsifiable concentrates last. After thorough mixing, allow this mixture to stand for 15 minutes. If the mixture in the test jar remains uniform for 15 minutes, the combination is compatible and can be used. If separation occurs (e.g. oils float to top, clumps of solids form, etc.), the combination is incompatible and do not use the mixture. Once compatibility has been proven, use the same procedure for adding required ingredients to the spray tank. Test the combination on a small number of plants to check for phytotoxicity before treating large areas. Do not use the combination if adverse effects are observed.

PLANTS EVALUATED FOR PHYTOTOXICITY

METRONOME has been evaluated alone in a wide range of crops and ornamentals. However, since testing on all varieties of all ornamentals is not feasible, testing a small portion of the area to be treated for phytotoxicity is required before treating the entire area. Further, all possible combinations or sequences of pesticide sprays, including other fertilizers, surfactants, adjuvants and other pesticides, have not been tested, thus testing for compatibility and phytotoxicity of spray mixtures is required. Use the product in accordance with all label use directions. It is further required that spray equipment used to apply METRONOME be thoroughly cleaned before use.

Phytotoxicity has occasionally been observed following the use of this product on flowers of Cyclamen, Gerbera, Begonia, and Impatiens. Do not use METRONOME on flowering Cyclamen, Gerbera, Begonia, and Impatiens.

STORAGE AND DISPOSAL

Do not contaminate water, food or feed by storage or disposal.

Pesticide Storage: Store in a cool dry place. Avoid freezing.

Pesticide Disposal: To avoid wastes, use all material in this container by application according to label directions. If wastes cannot be avoided, offer remaining product to a waste disposal facility or pesticide disposal program (often such programs are run by state or local governments or by industry).

Do not contaminate water when disposing of equipment washwater or rinsate. Pesticide wastes may be toxic. Improper disposal of unused pesticide, washwater or rinse water is a violation of federal law.

Container Disposal: Non-refillable container. Do not reuse or refill this container. Triple rinse container (or equivalent) promptly after emptying. Triple rinse as follows: Empty the remaining contents into application equipment or a mix tank and drain for 10 seconds after the flow begins to drip. Fill the container $\frac{1}{4}$ full with water and recap. Shake for 10 seconds. Pour rinsate into application equipment or a mix tank or store rinsate for later use or disposal. Drain for 10 seconds after the flow begins to drip. Repeat this procedure two more times. Then offer for recycling if available, or puncture and dispose of in a sanitary landfill or by incineration. Do not burn unless allowed by state and local ordinances.

WARRANTY AND DISCLAIMER STATEMENT

AgraQuest warrants to those persons lawfully purchasing this product that at the time of the first sale of this product by Seller that this product conformed to its description and was reasonably fit for the purposes stated on the label when used in accordance with Seller's directions. Buyers and users of this product assume the risk of any use contrary to such directions. EXCEPT AS PROVIDED ELSEWHERE IN WRITING CONTAINING AN EXPRESS REFERENCE TO THIS WARRANTY AND LIMITATION OF DAMAGES, SELLER MAKES NO OTHER EXPRESS OR IMPLIED WARRANTY OR GUARANTY, INCLUDING ANY OTHER EXPRESS OR IMPLIED WARRANTY OF FITNESS OR OF MERCHANTABILITY AND NO AGENT OF SELLER IS AUTHORIZED TO DO SO. Except to the extent prohibited by applicable law, AgraQuest offers this product with the following conditions: 1) buyers and users of this product assume the risk of any storage, handling or use contrary to AgraQuest's label and directions and 2) AgraQuest's liability shall in no case exceed the purchase price of the applicable AgraQuest product.

METRONOME is a registered trademark of AgraQuest.