

69529-3

10/30/2003

110



U. S. ENVIRONMENTAL PROTECTION AGENCY
Office of Pesticide Programs
Registration Division (H7505C)
401 M. St., S.W.
Washington, D. C. 20460

EPA Reg. Number
69529-3

Date of Issuance
OCT 30 2003

**NOTICE OF PESTICIDE
Registration**

Term of Issuance
UnConditional Registration

Name of Pesticide Product
BoraSol WP Liquid

(under FIFRA, as amended)

Name and Address of Registrant (include ZIP Code)

**QUALITY BORATE
3690 ORANGE PLACE SUITE 480
CLEVELAND OHIO 44122**

Note: Changes in labeling differing in substance from that accepted in connection with this registration must be submitted to and accepted by the Registration Division prior to use of the label in commerce. In any correspondence on this product always refer to the above EPA registration number.

On the basis of information furnished by the registrant, the above named pesticide is hereby registered/reregistered under the Federal Insecticide, Fungicide and Rodenticide Act


Registration is in no way to be construed as an endorsement or recommendation of this product by the Agency. In order to protect health and the environment, the Administrator, on his motion, may at any time suspend or cancel the registration of a pesticide in accordance with the Act. The acceptance of any name in connection with the registration of a product under this Act is not to be construed as giving the registrant a right to exclusive use of the name or to its use if it has been covered by others

This product is unconditionally registered in accordance with FIFRA sec. 3(c)(5). Once a pesticide is registered, however, it is not regarded as permanently acceptable. Registration does not eliminate the need for continual reassessment of pesticides. If the Agency determines that, at any time, additional data are required to maintain in effect an existing registrations, the Agency will require submission of such data under FIFRA section (3)(c)(2)(B).

1. Make the following label changes:

- a. The statement **"This label is for End-Use Applications Only"** is not considered a Precautionary statement, therefore should not appear as a part of these statements. Please reposition this statement as to not distract from the precautionary statements.
- b. The **First Aid statement** must be organized so the most severe routes of exposure are listed first. Please reorganize the first aid statement accordingly. It should be, **If Swallowed, IF in Eyes, If on Skin or Clothing and If Inhaled.**
- c. EPA encourages registrants to include a company telephone number or toll free-hotline number on their pesticide labels in case of emergency.
- d. Add the following statements near the **First Aid Statements:**

"Have the product or label with you when calling a Poison Control Center or Doctor or going for treatment". In case of emergency, for additional information call (**insert toll free-emergency number**).

Signature of Approving Official Linda Arrington, Acting Product Manger 10 	Date 1003
--	---------------------

e. Add a "Net Content" or "Net Weight" statement before the 10lbs/gallons on your pesticide container.

f. Revise the **Environmental Hazards** Statement to read as follows:

Do not discharge effluent containing this product into lakes, streams, ponds, estuaries, oceans or other water unless in accordance with the requirements of a National Pollutant Discharge Elimination System (NPDES) permit and the permitting authority has been notified in writing prior to discharge. Do not discharge effluent containing this product to sewer systems without previously notifying the local sewage treatment plant authority. For guidance contact your State Water Board or Regional Office of the EPA.

2. Revise the EPA Registration Number to read, EPA Reg. No.69529-3.

3. Submit four (4) copies of the revised final printed labeling for the record.

If these conditions are not complied with, the registration will be subject to cancellation in accordance with FIFRA sec 6(e). Your release for shipment of the product constitutes acceptance of these conditions.

A stamped copy of the label "Accepted with Comments" is enclosed for your records.

enclosure

Signature of Approving Official: Linda Arrington, Acting Product Manger 10	Date:
---	-------

3/10

BoraSol Liquid

Manufactured by: Quality Borate Co., 3690 Orange Place, #480,
Cleveland, OH 44122 Phone: 1-866-BORATES (866-267-2837)

FOR PROTECTION AND PREVENTATIVE TREATMENT OF WOOD AGAINST TERMITES, REMEDIAL CONTROL OF SUCH PESTS IN INFESTED WOOD, PRESSURE TREATMENT AND DIP-DIFFUSION TREATMENT.

ACTIVE INGREDIENT:

Disodium Octaborate Tetrahydrate (Na₂B₈O₁₃ • 4H₂O) ..50%

INERT INGREDIENTS:.....50%

(Product contains 2% H₂O-absorbed moisture)

EPA Reg. No. 69529-G EPA Est. No. XXX-XXX

10 lbs./gallon

KEEP OUT OF REACH OF CHILDREN

Precautionary Statements:

Hazards to humans and domestic animals

This label is for End-Use Applications Only.

C A U T I O N

Harmful if swallowed. Avoid contact with eyes. Wash thoroughly after handling. Avoid contamination of food and feed. Do not leave container where children or animals may gain access.

	FIRST AID
If Inhaled	Move person to fresh air. -If person is not breathing, call 911 or an ambulance, then give artificial respiration, preferably by mouth-to-mouth, if possible -Call a poison control center or doctor for further advice.
If on skin or clothing	- Rinse skin with plenty of water for 15-20 minutes. -Take off contaminated clothing. -Call poison control center or doctor for additional treatment advice.
If in eyes	-Hold eye open and rinse slowly and gently with water for 15-20 minutes. -Remove contact lenses, if present, after the first 5 minutes, then continue rinsing eye. -Call a poison control center or doctor for treatment advice.
If swallowed	-Call poison control center or doctor immediately for treatment advice. -Have person sip a glass of water if able to swallow. -Do not induce vomiting unless told to do so by the poison control center or doctor. -Do not give anything by mouth to an unconscious person.

ACCEPTED
with COMMENTS
Re EPA Letter Dated:

OCT 30 2003

69529-3

Personal Protection Equipment

Applicators and other handlers must wear a long-sleeved shirt and long pants which cover the entire arm and leg skin surface, socks, water resistant boots, chemical resistant gloves, and chemical resistant protective eyewear – splash goggles are recommended. When applying this product in confined spaces such as crawl spaces and attics, a ventilation exhaust system is recommended. If this is impractical, the use of a NIOSH approved respirator designed for dusts/mists is recommended. Clean spills and over-spray with a clean damp cloth or use an absorbent. Dispose of spill as required by state guidelines and laws.

DIRECTIONS FOR USE: It is a violation of Federal Law to use this product in a manner inconsistent with its labeling. **Do not apply to foamboard.** Do not use in edible product areas of food processing plants or on counter tops and other surfaces where food is prepared. Do not use in serving areas where food is exposed. Do not contaminate feed, water or food. Do not use to treat lumber that will contact soil or be exposed to leaching by weather. Do not apply in classrooms when in use. Do not use in aircraft cabins. Do not apply to patient rooms in hospitals and nursing homes while occupied. Do not apply directly to food. In a non-federally inspected meat and poultry plant and food processing establishment, the facility must not be in operation when this product is used. Exposed food should be covered or removed prior to the application. Thoroughly wash all food processing surfaces before reuse. After application in bakeries, meat packing plants, food processing plants, cafeterias, and similar facilities, wash all benches, shelving equipment etc. where exposed food will be handled with an effective cleaning compound followed by a potable water rinse to remove all traces of contamination.

This product cannot be tank mixed with other pesticide products. In the home, remove or cover exposed food, food handling surfaces, and cooking utensils. Wash thoroughly after treatment and before reuse. When spraying overhead interior areas of homes, apartments buildings, and all other dwellings, cover or protect all surfaces below the area being treated with plastic sheeting or other material which can be disposed of if contamination from dripping or splashing occurs. Use of this product does not substitute for mechanical alteration, soil treatment or foundation treatment, but is merely a supplement that is used as a preventative or remedial treatment to protect treated wood only.

GENERAL INFORMATION

BoraSol Liquid is a water soluble inorganic borate salt with termiticidal properties. BoraSol Liquid is effective for the protection and remedial treatment of wood against wood-destroying organisms, including the target pests listed below. This product can be used for remedial treatment of wood infested with target organisms, for preventative treatment of wood in existing structures (before signs of infestation), for pre-treatment of wood during construction, for the pressure treatment of lumber and for the dip-diffusion of lumber.

TARGET ORGANISMS

BoraSol Liquid is effective for treatment of wood (and wood-foam composite structural components) against wood-boring insects, including the following termites.

- Subterranean Termites
 - Reticulitermes, Heterotermes,
 - Coptotermes (Formosan)
- Dampwood Termites
 - Zootermopsis

WOOD

BoraSol Liquid is recommended for wood materials in accordance with the specific treatment methods described below. BoraSol Liquid is effective for interior and exterior wood (and wood-foam composite structural components) that will be protected from excessive rain and not in direct contact with soil. Types of wood include, but are not limited to, all types of lumber, logs, and plywood. This product is toxic to wood-destroying insects, but surface etching of treated wood may occur.

REMEDIAL TREATMENT

PREPARATION OF TREATMENT SOLUTION

A 30% aqueous solution of BoraSol Liquid (15% Disodium Octaborate Tetrahydrate) is used for treatment. For example, to treat 200 square feet of surface area, gradually mix 2.8 pounds of BoraSol Liquid (equivalent to 1.4 lbs of Disodium Octaborate Tetrahydrate) to 6 lbs of water to make a total solution of one gallon (8.8 lbs). Continue with agitation until the BoraSol Liquid has dissolved and the solution is completely clear. Please see table below for mixing instructions for various treatment areas.

Surface Area (sq. ft.)	200	1000	2000	5000	10,000	20,000
Water (gallons)	0.72	3.6	7.2	18.0	36.0	72.0
Water (lbs)	6.0	30.0	60.0	150.0	300.0	600.0
BoraSol Liquid (gallons)	0.28	1.4	2.8	7.0	14.0	28.0
BoraSol Liquid (lbs)	2.8	14.0	28.0	70.0	140.0	280.0
Equiv. DOT (lbs)	1.4	7.0	14.0	35.0	70.0	140.0
Total Solution (gallons)	1.0	5.0	10.0	25.0	50.0	100.0
Total Solution (lbs.)	8.8	44.0	88.0	220.0	440.0	880.0

REMEDIAL APPLICATION OF SOLUTION

For remedial control of organisms attacking wood, apply the 15% aqueous solution of BoraSol Liquid by brush or spray until surface is thoroughly wet (approximately 5 gallons per 1000 square feet). For adequate penetration, treatment should be conducted a second time after surface has dried. Treatment should include the crawl space, slab, basement, attic and all void constructions. Application may also be made by drilling and then injecting the solution under pressure into sound wood or until run-off is observed from entry/exit holes of infested wood. This product should be applied only to treat bare wood, plywood, and particleboard where an intact water repellent such as paint, stain, or a sealer is not present. Be sure to check the wood for structural integrity as this product does not enhance or provide structural integrity to treated

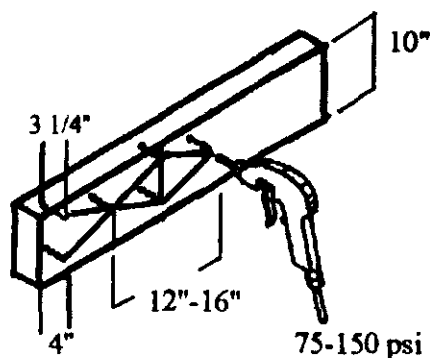
wood. Do not use this product on wood in contact with the soil. Remedial treatment should result in a retention of 0.25 lb/ft³ (4.0 kg/m³).

For treating infected wood thicker than one inch, you must inject the BoraSol Liquid solution into the wood in addition to spraying.

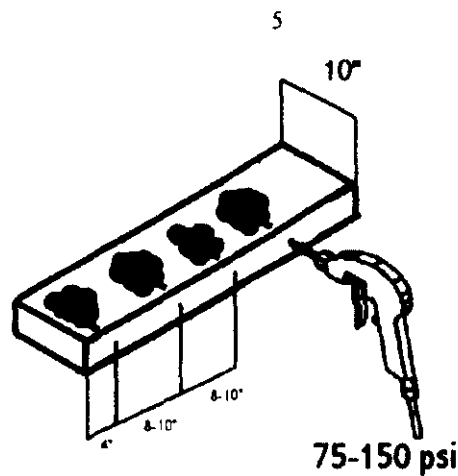
- Injection holes (1/8 inch in diameter) should be drilled in the area of suspected infestation. The holes should be drilled in a diamond pattern with the long axis along the grain and the holes spaced every 12 to 16 inches. Holes should be spaced 4 to 6 inches across the grain (see figure 1). When possible the wood should be treated one diamond pattern beyond the immediate area of visible infestation.
- Drill the holes through the widest dimension available. Do not drill completely through the beam, leave about 3/4 inch undrilled (See figure 1). If the widest surface is not accessible, holes can be drilled in the narrower surface. If the diamond pattern cannot be used. Drill holes 8-10 inches apart. All holes should no deeper than the injection tip. A longer injection tip should not be used (See Fig. 2).
- Press and hold the injection tip firmly into each hole and inject solution until runoff is observed from other holes, galleries, etc. When injecting solid wood maintain the injection pressure for 15 to 60 seconds at each hole. Longer times give better penetration.
- Release the trigger, wait briefly, and withdraw the injection tip. Excess solution can be absorbed with paper towels and collected for disposal.
- BoraSol Liquid solutions are compatible with stainless steel, brass and all plastic components of spray equipment.
- Equipment should be rinsed with clear water to flush remaining BoraSol Liquid out of equipment. The rinsate should be saved and treated as clean water to make up future BoraSol Liquid solutions or disposed in accordance with local regulations.

Example: Treat an infestation in a structural beam with nominal 4x10 inch dimensions.

- Each hole is drilled approximately 3.25" deep in the diamond pattern shown.
- Solution is injected under pressure (75-150 psi) for 15 to 60 seconds in each hole.
- If a gallery is directly penetrated, solution should be injected until runoff is detected from other holes. Wood surrounding the gallery should also be pressure injected. Treat "one diamond" length beyond the suspected area of infestation when possible.



Drill and pressure injection of a 4" x 10" structural beam



Alternative pressure treatment of a 4" x 10" structural beam

PREVENTATIVE TREATMENT

Spray applications of BoraSol Liquid may also be made to wood during construction. A 30% aqueous solution of BoraSol Liquid (15% Disodium Octaborate Tetrahydrate) is used for treatment. For example, to treat 200 square feet of surface area, gradually mix 2.8 pounds of BoraSol Liquid (equivalent to 1.4 lbs of Disodium Octaborate Tetrahydrate) to 6 lbs of water to make a total solution of one gallon (8.8 lbs). Continue with agitation until the BoraSol Liquid has dissolved and the solution is completely clear. Please see table below for mixing instructions for various treatment areas.

Surface Area (sq. ft.)	200	1000	2000	5000	10,000	20,000
Water (gallons)	0.72	3.6	7.2	18.0	36.0	72.0
Water (lbs)	6.0	30.0	60.0	150.0	300.0	600.0
BoraSol Liquid (gallons)	0.28	1.4	2.8	7.0	14.0	28.0
BoraSol Liquid (lbs)	2.8	14.0	28.0	70.0	140.0	280.0
Equiv. DOT (lbs)	1.4	7.0	14.0	35.0	70.0	140.0
Total Solution (gallons)	1.0	5.0	10.0	25.0	50.0	100.0
Total Solution (lbs.)	8.8	44.0	88.0	220.0	440.0	880.0

Apply solution to all accessible surfaces of bare wood at a rate of approximately 5 gallons per 1000 square feet. For adequate penetration, treatment should be conducted a second time after surface has dried. This should include the flooring, subfloors, sill plates, top plates, wall studs, trusses, rafters, roofing plywood, etc. Application should be performed after framing and roofing are in place and before insulation and dry wall are installed. Avoid spraying electrical components. Be sure electricity is turned off until solution is completely dry. Protect treated wood from excessive rain. Use of this product does not substitute for mechanical alteration, soil or foundation treatment, but is merely a supplement that is used as a preventative treatment to protect treated wood only.

End cut treatment

Certain pressure treated lumber should be treated when cut at a construction site because typical wood preservatives do not penetrate some wood species effectively. Spray, brush or dip the end-cuts over a plastic drop cloth to collect any runoff. Spray or brush generously until the wood will accept no more solution. Alternatively, dip each end-cut for about 5 minutes.

Estimating amounts for application

Calculating the amount of BoraSol Liquid to be used for a particular treatment is important. Approximately 1 gallon of BoraSol Liquid solution will be needed to treat 200 sq. ft. of wood surface area. You should always try to avoid extra, left-over solution. There are some predetermined factors which you can use as multipliers for given situations to calculate the square footage of wood to be treated. For example, if you had to spray a piece of wood that was 10 feet long and 6 inches wide, one side of the piece of wood will be 5 sq. ft. of wood surface area ($10 \text{ ft} \times 0.5 \text{ ft.} = 5 \text{ ft.}^2$). If you spray all four sides once, the total square footage would be 20 ft.^2 requiring 0.1 gallons of solution.

When calculating square footage of wood surface area in a crawl space or basement, you have to consider all the wood present. The calculations are easily done. First, determine the square footage of the crawl area, by multiplying the length by the width, i.e., a 20 ft. x 40 ft. crawl space is 800 sq. ft. Multiply this by 2.5 and the result is an approximation of the total square footage of wood surface area for all the wood in the crawl space. Therefore, a 20 ft. x 40 ft. crawl area would be 2000 sq. ft. needing 10 gallons of BoraSol Liquid solution for one application.

In estimating the amount for a preventative treatment, there are many sections to consider: attics, interior walls, exterior walls and flooring. The guideline to use here is to obtain the square footage for the living area of the structure from the builder and multiply by 9. If a crawl space or basement is involved, then use the calculations above and add that number to the amounts calculated here. For example, the structure to be treated will be 2000 sq. ft. and have a 20 ft. x 40 ft. crawl space. Wood surface area is 2000 multiplied by 9, equaling 18000 sq. ft. Add the 2000 sq. ft. for the crawls space to get 20,000 sq. ft. of wood surface to be treated. This is 100 gallons of BoraSol Liquid solution per application.

PRESSURE TREATMENT

Pressure treatment of wood should result in a retention of 0.25 lb/ft^3 (4.0 kg/m^3) DOT (equiv.) in the assay zone specified in AWPA standard C-2. The concentration of the solution must be adjusted to give the correct retention for wood species and size being treated; in general, solutions are in the range of 1-2% DOT (equiv.) ($0.083\text{-}0.166 \text{ lb/gal}$) w/v. Standards C-1 and C-2 of the American Wood Preservers' Association should be consulted regarding treatment times, pressures and temperatures necessary for various species of wood.

Clean wood should be cut to dimension, dried to less than 25% moisture (as oven dry weight), stickered before treating. If several species are being treated at the same time, the treatment schedule should be chosen for the most difficult species to treat. If both sapwood and heartwood are included, use the schedule for heartwood to ensure adequate loadings.

Board Feet	500	1000	2000	3000	5000	10,000
Wood (cubic feet)	41.7	83.3	166.7	250.0	416.7	833.3
Water (gallons)	62.7	125.4	250.8	376.2	627.0	1,254.0
Water (lbs)	520.4	1,040.8	2,081.6	3,122.5	5,204.1	10,408.2
BoraSol Liquid (gal.)	2.1	4.2	8.3	12.5	20.8	41.6
BoraSol Liquid (lbs)	21.0	42.0	84.0	126.0	210.0	420.0
Equiv. DOT (lbs)	10.5	21.0	42.0	63.0	105.0	210.0

DIP-DIFFUSION TREATMENT

PREPARATION OF SOLUTIONS: To prepare solutions, described below, water should be added to the tank to about 80% of the volume of solution required. The temperature is then raised to the desired level and the calculated amount of BoraSol Liquid is gradually added with good agitation. The remaining water is then added and the solution agitated for an additional 10 minutes to insure that the product has dissolved. The temperature of the solution should be maintained during treatment. Upon cooling some BoraSol Liquid may crystallize out of the solution, but will re-dissolve when the solution is heated for the next treatment session. In very cold weather, some heating or insulation should be provided to prevent solidification in the bottom of the tank. The tank should be covered when not in use to prevent contamination and evaporation of water.

Conditions and Solution Strengths for the Dip-Diffusion Method

Lumber Thickness	Pounds of BoraSol Liq. Per Gallon of Water	Gallons BoraSol Liq.	Pounds of DOT (equiv.)	DOT (equiv.) Solution Conc.	Solution Temp.	Time of Diffusion
Up to 1 inch (2.5 cm)	4.0	0.40	2.0	16.2%	105°F (40°C)	2 to 4 weeks
1 to 1.75 in. (2.5 to 4.0 cm)	6.0	0.60	3.0	21.0%	120°F (50°C)	4 to 6 weeks
1.75 to 2.5 in. (4.0 to 6.5 cm)	12.0	1.2	6.0	29.6%	130°F (55°C)	4 to 6 weeks
2.5 to 3 in.* (6.5 to 7.5 cm)	15.0	1.5	7.5	32.2%	135°F (57°C)	6 to 8 weeks

* Lumber over 3 inches (7.5 cm) in thickness or over 5 inches (12.5 cm) in width should be dipped twice 24 to 72 hours apart.

DIP-DIFFUSION METHOD OF APPLICATION: Dip freshly-cut lumber in a tank containing a hot aqueous solution of BoraSol Liquid for 2 to 5 minutes. After dipping, the newly treated wood should be stacked and stored under a tarpaulin or shed roof to slow the drying process and prevent wash-off by rainfall, thus improving penetration. Diffusion of the wood preservative into the interior of the wood will start immediately and will require several weeks to thoroughly penetrate the lumber, depending on species and thickness of wood. The dip-diffusion of lumber should result in a retention of 0.25 lbs/ft³ (4.0 kg/m³) DOT (equiv.)

ENVIRONMENTAL HAZARDS

BoraSol Liquid solutions carelessly spilled or applied to cropland or growing plants, including trees and shrubs, may kill or seriously retard plant growth. Do not contaminate water when disposing of equipment wash-waters.

Do not apply directly to water, or to areas where surface water is present or to intertidal area below the mean high water mark.

STORAGE AND DISPOSAL

Do not contaminate water, food, or feed by storage or disposal.

STORAGE: Store in a dry place. Do not store where children or animals may gain access.

PESTICIDE DISPOSAL: Wastes resulting from the use of this product may be disposed of on site or at an approved waste disposal facility.

CONTAINER DISPOSAL: Completely empty bag into application equipment. Then dispose of empty bag in a sanitary landfill or by incineration, or if allowed by state and local authorities by burning. If burned, stay out of smoke.

NOTICE

Neither manufacturer nor seller shall be liable in respect to any injury or damage suffered by reason of the use of this product for a purpose not indicated by the label or when used contrary to the directions or instructions hereon nor with respect to breach of any warranty not expressly specified herein. Buyer accepts this material subject to these terms, and assumes all risk of usage and handling except when used or handled in accordance with this label. For active termite infestations, get a professional inspection.