

69526-17

4/9/2012

1/12



UNITED STATES ENVIRONMENTAL PROTECTION AGENCY
WASHINGTON, D.C. 20460

OFFICE OF CHEMICAL SAFETY
AND POLLUTION PREVENTION
APR 4 2012

S914523
300/1155

Ms. Juliana Mann
Paralegal Specialist
Agent for Petro-Canada Lubricants, Inc.
Steptoe & Johnson, LLP
1330 Connecticut Avenue, NW
Washington, DC 20036-1795

Subject: CIVITAS ONE™
EPA Registration No. 69526-17
Confidential Statements of Formula Submitted on January 6, 2012
Label Submitted on March 28, 2012

Dear Ms. Mann:

The basic Confidential Statement of Formula (CSF) dated "December 19, 2011", is accepted. CSFs proposed for what now are to be alternative formulations "1", "2", and "3" also are accepted. These CSFs describe the only formulations that may be used for this product. With the acceptance of these CSFs, the claims "For Use in Organic Turfgrass Management", "For Organic Turfgrass Management", and "For Use in Both Conventional and Organic Turfgrass Management" are now acceptable for this product.

The label submitted on March 28, 2012, is accepted under the provisions of the Federal Insecticide, Fungicide and Rodenticide Act (FIFRA), as amended.

A stamped copy of the label is enclosed for your records.

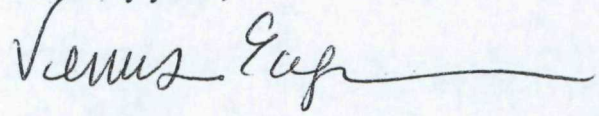
As required by 40 CFR 156.10(a)(6), submit one (1) copy of your final printed labeling incorporating the changes listed above before you release the product for shipment under the labeling accepted via this letter. As defined in 40 CFR 152.3, "final printed labeling" means the "label or labeling of the product when distributed or sold." Clearly legible reproductions or photo reductions will be accepted for unusual labels. Note that a clean copy of the master label in most cases does not meet the definition of final printed labeling. Products shipped after 18 months from the date of this letter or the next printing of the label, whichever occurs first, must bear this revised label.

2/12

If these conditions are not complied with, this registration will be subject to cancellation in accordance with FIFRA section 6(e).

If you have any questions regarding this letter, you may reach Dr. William Jacobs by phone at 703-305-6406, by FAX at 703-308-0029, or via e-mail at jacobs.bill@epa.gov.

Sincerely yours,

A handwritten signature in cursive script that reads "Venus Eagle". The signature is written in black ink and has a long, horizontal flourish extending to the right.


Venus Eagle
Product Manager 01
Insecticide-Rodenticide Branch
Registration Division (7505P)

Enclosure

3/12

2012-03-27 Civitas One
Master Label

Alternate Brand Names: CIVITAS Link/CIVITAS Uni/CIVITAS Aim/CIVITAS
Prem/CIVITAS Target/CIVITAS Aspire/CIVITAS Unus/Civitas 1P



TM

ACCEPTED
 APR 4 2012
 Under the Federal Insecticide, Fungicide,
 and Rodenticide Act, as amended, for the
 pesticide registered under:
 EPA. Reg. No: 69526-17

Fungicide and Insecticide for Golf Course Turf


ACTIVE INGREDIENT:	By Weight
Mineral Oil*	88.80%
OTHER INGREDIENTS:	11.20%
TOTAL	100.00%

*Contains petroleum distillates

Patent Pending



KEEP OUT OF REACH OF CHILDREN



CAUTION



See inside for additional Precautionary Statements

TMTrademark of Suncor Energy Inc. Used under licence. [Petro-Canada is a Suncor Energy business.]

received 3/28/12

4/12

2012-03-27 Civitas One
Master Label

FIRST AID	
If swallowed:	<ul style="list-style-type: none"> • Immediately call a poison control center or doctor. • Do not induce vomiting unless told to by a poison control center or doctor. • Do not give any liquid to the person. • Do not give anything by mouth to an unconscious person.
If on skin or clothing:	<ul style="list-style-type: none"> • Take off contaminated clothing. • Rinse skin immediately with plenty of water for 15-20 minutes. • Call a poison control center or doctor for treatment advice.
HOTLINE NUMBER	
<p>Have the product container or label with you when calling a poison control center or doctor or going for treatment. To reach a U.S. POISON CONTROL CENTER, call 1-800-222-1222. You may also contact PETRO-CANADA: 403-296-3000, or CANUTEC Canadian Transport Emergency Centre: 613-996-6666.</p>	
<p>NOTE TO PHYSICIAN: Contains petroleum distillate. Do not induce vomiting since vomiting may induce aspiration pneumonia.</p>	

EPA REG. NO. [69526-17]

EPA EST. NO. 79693-CAN-001

MADE IN CANADA (MAY CONTAIN IMPORTED PARTS) FOR:

PETRO-CANADA LUBRICANTS, INC., A SUNCOR ENERGY BUSINESS
2310 LAKESHORE ROAD WEST
MISSISSAUGA, ONTARIO, CANADA L5J 1K2

NET CONTENTS: XX U.S. GAL. (XX L)

[Batch Code/Lot Number]



PRECAUTIONARY STATEMENTS

HAZARDS TO HUMANS AND DOMESTIC ANIMALS

Avoid contact with eyes, skin, or clothing.

Personal Protective Equipment (PPE)

Some materials that are chemical resistant to this product are listed below. If you want more options, follow the instructions for category E on an EPA chemical resistance category selection chart.

Applicators and other handlers must wear:

- Long sleeved shirt and long pants;
- Chemical-resistant gloves made of: Barrier laminate or Nitrile rubber, Neoprene rubber or Viton;
- Shoes plus socks

Follow manufacturer's instructions for cleaning and maintaining PPE. If there are no such instructions for washables, use detergent and hot water. Keep and wash PPE separately from other laundry.

Discard clothing and other absorbent materials that have been drenched or heavily damaged by this product's concentrate. Do not reuse them.

User Safety Recommendations

Users should:

- Wash hands before eating, drinking, chewing gum, using tobacco, or using the toilet;
- Remove clothing and/or PPE immediately if pesticide gets inside and then wash thoroughly and change into clean clothing;
- Remove PPE immediately after handling this product. As soon as possible, wash thoroughly and change into clean clothing.

ENVIRONMENTAL HAZARDS

Do not apply directly to water, or to areas where surface water is present or to intertidal areas below the mean high water mark. Do not contaminate water when disposing of equipment wash waters or rinsate. Apply this product only as specified on the label. Drift and runoff may be hazardous to aquatic organisms in water adjacent to treated areas.

DIRECTIONS FOR USE

It is a violation of Federal law to use this product in a manner inconsistent with its labeling. Do not apply this product through any type of irrigation system. Do not apply this product in a way that will contact workers or other persons, either directly or through drift. Only protected handlers may be in the area during application. For any requirements specific to your State or Tribe, consult the agency responsible for pesticide regulation. Aerial application of this product is prohibited.

This product is registered only for use on turf on golf courses.

NON-AGRICULTURAL USE REQUIREMENTS

The requirements in this box apply to uses of this product that are NOT within the scope of the Worker Protection Standard for agricultural pesticides (40 CFR Part 170). The WPS applies when this product is used to produce agricultural plants on farms, forests, nurseries, or greenhouses. Keep children and pets out of the treated area until sprays have dried.

STORAGE AND DISPOSAL

Do not contaminate water, food, or feed by storage or disposal.

PESTICIDE STORAGE: Keep out of reach of children and animals. Store in original containers only. Store in a cool, dry place and avoid excess heat. **Keep from freezing.**

Shake well before using (see mixing instructions). Carefully open containers. After partial use, replace lids and close tightly. Do not put concentrate or dilute material into food or drink containers. Keep containers closed to prevent entry of water.

In case of spill, avoid contact, isolate area and keep out animals and unprotected persons. Confine spills. To confine spill: If liquid, dike surrounding area or absorb with sand, cat litter or commercial clay. If dry material, cover to prevent dispersal. Place damaged package in a holding container. Identify contents.

PESTICIDE DISPOSAL: Dispose of wastes resulting from use of this product on site or at an approved waste disposal facility.

CONTAINER DISPOSAL: Non-refillable container. Do not reuse or refill this container. Offer for recycling, if available. Clean container promptly after emptying. Triple rinse as follows: Empty the remaining contents into application equipment or a mix tank and drain for 10 seconds after the flow begins to drip. Fill the container ¼ full with water and recap. Shake for 10 seconds. Pour rinsate into application equipment or a mix tank or store rinsate for later use or disposal. Drain for 10 seconds after the flow begins to drip. Repeat this procedure two more times. If recycling is unavailable, puncture and dispose of container in sanitary landfill, or by incineration, or if allowed by state and local authorities, by burning. If burned, stay out of smoke.

PRODUCT INFORMATION

CIVITAS™ ONE should be applied to healthy, growing turf. CIVITAS™ ONE should be applied prior to the onset of disease symptoms. CIVITAS™ ONE may be used in combination with other fungicides. Application rates toward the higher end of the ranges specified on this label and/or inter-application intervals toward the shorter end of the specified ranges should be used when conditions are favorable for disease development and in the absence of environmental stressors, including high heat or low temperatures. Combinations of CIVITAS™ ONE with registered fungicides may be necessary when disease pressure is high.

CIVITAS™ ONE may be used on cool-season grasses and warm-season grasses if applied in accordance with the requirements and specifications of this label.

**2012-03-27 Civitas One
Master Label**

Except when temperatures are, or are expected to be, very high (above 90° F) or low (40° F or below), CIVITAS™ ONE may be applied repeatedly throughout the growing season, at the intervals and rates specified on this label.

Turf may show a luster after having been sprayed with this product.

USE RESTRICTIONS

CIVITAS™ ONE may only be used on turf on golf courses – including tees, greens, and fairways -- to control the types of insects and fungi identified in the tables in this **DIRECTIONS FOR USE** section.

Do not apply this product during or immediately prior to times when temperatures are expected to be 40° F or lower or above 90° F, or when rain or other unsuitable weather conditions are predicted.

Do not over-spray or double-spray.

USE PRECAUTIONS

Reduce the use of CIVITAS™ ONE during periods of severe environmental stress, like high heat and humidity (including high soil temperatures at the roots), by using the longer specified inter-application intervals and/or the lower specified application rates in combination with cultural practices to reduce stresses on turf. Under such conditions, use the product with caution on *Poa annua* and do not apply this product during mid-day.

This product has not been tested on all species or varieties of plants. Before treating a large area, treat a small area and observe it for damage for several days prior to making full scale applications.

Plants should be sprayed only when in vigorous condition and when moisture conditions are suitable.

SPRAY DRIFT MANAGEMENT

A variety of factors including weather conditions (e.g., wind direction, wind speed, temperature, and relative humidity) and method of application (ground) can influence pesticide drift. The applicator and grower must evaluate all factors and make appropriate adjustments when applying this product.

Wind Speed

Do not apply at wind speeds greater than 15 mph at the application site.

Temperature Inversions

If applying at wind speeds less than 3 mph, the applicator must determine if (a) conditions of temperature inversion exist, or (b) stable atmospheric conditions exist at or below nozzle height. Do not make applications into areas of temperature inversions or stable atmospheric conditions.

Release Height

Apply using a nozzle height of no more than 4 feet above the ground.

Droplet Size

Apply as a medium or coarser spray (ASABE standard 572), and the minimum volume mean diameter (VMD) for spinning atomizer nozzles.

INTEGRATED PEST MANAGEMENT (IPM)

This product can be used in resistance management strategies or in integrated pest management (IPM) programs. Consult with your local Cooperative Extension Specialist on using this product for resistance management and using it in an IPM program.

MIXING DIRECTIONS

Use only in equipment with sufficient agitation to keep contents thoroughly mixed. Provide sufficient agitation during mixing and application to maintain a uniform emulsion. Before mixing or using this product, make certain that the tank is clean and free of sulfur residues.

DO NOT USE THIS MATERIAL IF IT DOES NOT EMULSIFY.

1. Carefully calculate the quantity of CIVITAS™ ONE needed before mixing. Refer to the DIRECTIONS FOR USE ON GOLF COURSE TURF tables for controlling specific pests.
2. **CIVITAS™ ONE MUST BE SHAKEN WELL BEFORE USE.** Phase separation can occur during storage. Shake firmly for 30 seconds, or until the liquid has a uniform consistency and color.
3. With agitator running to provide vigorous mixing, start filling tank with water until it gets to about ½ full.
4. Add any powders or granular products that are to be used, and be sure that they are completely dissolved before other products are added.
5. Add CIVITAS™ ONE to the mixture. An initial green bloom indicates emulsification. Continue agitation. Do not proceed further until the spray mix has a uniform opaque dark green color.
6. Add any other products that are to be part of the spray mix and fill the tank completely with water.
7. Apply directly following mixing. **Continue agitation during mixing and application.**
8. Prepare only enough spray mix for the current day's use. Do not store spray mix.

Protect surfaces and objects from overspray to avoid discoloration. Clean up any spills containing CIVITAS™ ONE immediately with warm water and soap to help avoid persistent staining.

Tank Mixes

Follow all directions, precautions, and limitations on labeling of all products used in tank mixes. Observe the most restrictive of the labeling limitations and precautions of all products used in the mixture. Tank mixtures or other applications of products referenced on this label are permitted only in those states in which the referenced products are registered.

DO NOT combine CIVITAS™ ONE in the spray tank with pesticides, surfactants, or fertilizers, unless your prior use or "jar compatibility test" has shown the combination to be physically compatible and non-injurious under your conditions. USE WITH CAUTION and test on a small area prior to broad application, especially in the following combinations:

- CIVITAS™ ONE combined in a tank-mix with both propiconazole and chlorothalonil may cause phytotoxicity when applied to Colonial bentgrass under high temperatures and humidity
- CIVITAS™ ONE combined with DMI fungicides may cause phytotoxicity when applied to stressed turf especially to Poa annua and Bermuda grass under high temperatures and humidity
- CIVITAS™ ONE combined with high rates of certain iron-containing products may cause potential turf discoloration
- DO NOT combine CIVITAS™ ONE with high label rates of chlorothalonil on Ryegrass as phytotoxicity may result from the combination under high temperatures

9/12

2012-03-27 Civitas One
Master Label

- DO NOT combine CIVITAS™ ONE with PCNB as phytotoxicity may result from the combination when applied to turf

APPLICATION PROCEDURES

CIVITAS™ ONE may be applied using the types of spray equipment commonly employed for ground applications. Note requirements for **SPRAY DRIFT MANAGEMENT**. Ensure that sufficient agitation is provided and maintained, either through use of mechanical mixing equipment or thorough circulation.

Apply CIVITAS™ ONE mixed in water as indicated above with 1-5 gal of total spray volume per 1000 ft² of turf area to be treated. Apply CIVITAS™ ONE in a volume of water sufficient for adequate coverage and canopy penetration. All applications must be consistent with the requirements and specifications indicated in the **DIRECTIONS FOR USE** and the rest of this label.

DIRECTIONS FOR USE ON GOLF COURSE TURF*

- * CIVITAS™ ONE should be applied to healthy, growing turf.
- * Apply CIVITAS™ ONE according to the interval range identified for the specific disease throughout the whole growing season, prior to the onset of disease symptoms.
- * CIVITAS™ ONE and any tank-mix combinations should be tested on a small area prior to broad application.
- * On greens and tees, use application rates toward the lower end of the specified range. On fairways, use application rates toward the upper end of the specified range.
- * Refer to Tank Mix section for compatibility cautions.

Turf Disease Control

Target Disease	Application Interval (Days)	Total Application Volume with water (gal per 1,000 sq. ft.)	Application Rates (Fluid Ounces CIVITAS™ ONE per 1,000 sq. ft.)	Comments
Anthracnose (<i>Colletotrichum cereale</i>)	7-14 days	1-5 gal.	8.5 to 17 fl. oz.	
Brown Patch (<i>Rhizoctonia solani</i>)	14-21 days	1-5 gal.	8.5 to 17 fl. oz.	When disease pressure is high, CIVITAS™ ONE should be used in combination with an appropriate, registered fungicide.
Crown Rust	14-21 days	1-5 gal.	17 fl. oz.	When disease pressure is high, CIVITAS™ ONE should be used in combination with an appropriate, registered fungicide.
Dollar Spot (<i>Sclerotinia homoeocarpa</i>)	7-21 days	1-5 gal.	8.5 to 17 fl. oz.	When disease pressure is high, CIVITAS™ ONE should be used in combination with an appropriate, registered fungicide.

10/12

2012-03-27 Civitas One
Master Label

Fusarium patch (<i>Microdochium nivale</i>)	14-21 days	1-5 gal.	17 fl. oz.	When disease pressure is high, CIVITAS™ ONE should be used in combination with an appropriate, registered fungicide.
Gray Leaf Spot (<i>Pyricularia grisea</i>)	14 days	1-5 gal.	8.5 to 17 fl. oz.	CIVITAS™ ONE should be used in combination with an appropriate, registered fungicide.
Large Patch of Zoysia (<i>Rhizoctonia solani</i>)	2 applications in the early Fall. (September, October) It is critical to apply before the plant has become dormant.	1-5 gal.	17 fl. oz.	CIVITAS™ ONE should be used in combination with an appropriate, registered fungicide. Application in early Spring may be necessary where disease pressure is high.
Leaf Spot / Melting-out (<i>Drechslera spp.</i> and/or <i>Biopolaris spp.</i>)	14 days	1-5 gal.	8.5 to 17 fl. oz.	
Necrotic Ring (<i>Leptosphaeria korrae</i>)	14 days	1-5 gal.	17 fl. oz.	
Powdery Mildew (<i>Erysiphe graminis</i>)	14 days	1-5 gal.	17 fl. oz.	
Red Thread (<i>Laetisaria fuciformis</i>)	14 days	1-5 gal.	17 fl. oz.	
Snow Mold, Grey (<i>Typhula ishikariensis</i> , <i>Typhula incarnate</i>) Pink (<i>Microdochium nivale</i>)	Apply clean-up spray 14-21 days before final spray. Must apply final spray before the plant has become dormant.	1-5 gal.	17 to 34 fl. oz.	CIVITAS™ ONE should be used in combination with an appropriate, registered fungicide.

2012-03-27 Civitas One
Master Label

Southern Blight	14 days	1-5 gal.	8.5 to 17 fl. oz.	
Spring Dead Spot (<i>Ophiosphaerella korrae</i>)	2 applications in the early Fall. (September, October) Must apply before the plant has become dormant.	1-5 gal.	17 fl. oz.	CIVITAS™ ONE should be used in combination with an appropriate, registered fungicide. When CIVITAS™ is used in a tank mix with fenarimol the turfgrass should be irrigated with 0.5 inch of water following application.
Summer Patch (<i>Magnaporthe poae</i>)	7 days	1-5 gal.	8.5 fl. oz.	CIVITAS™ ONE should be used in combination with an appropriate, registered fungicide.

Turf Pest Control

Target Pest	Application Interval (Days)	Total Application Volume with water (gal per 1,000 sq. ft.)	Application Rates (Fluid Ounces CIVITAS™ ONE per 1,000 sq. ft.)	Comments
Annual Blue Grass Weevils Banks Grass Mites Mealybugs Mites Cutworm Sod Webworm Fall Armyworm	7-21 days	1-5 gal.	8.5 to 17 fl. oz.	Do not make spot applications. Treat the entire area where exposure (or infestation) occurs. Insecticidal effect of CIVITAS™ ONE can also be achieved when CIVITAS™ ONE is combined with other compatible control methods as part of an integrated pest management (IPM) program.

CONDITIONS OF SALE AND LIMITATIONS OF WARRANTY AND LIABILITY

It is impossible to eliminate all risks inherently associated with the use of this product. Crop injury, ineffectiveness, or other unintended consequences may result because of such factors as weather conditions, presence of other materials, or the manner of use or application, all of which are beyond the control of Petro-Canada, the manufacturer or seller. To the extent consistent with applicable law neither Petro-Canada, the manufacturer or seller shall be liable for consequential, special or indirect damages resulting from the use or handling of this product. All such risks shall be assumed by the buyer. Except as warranted by this label, Petro-Canada, the manufacturer or seller makes no warranties, guarantees, or representations of any kind, either express or implied, or by usage of trade, statutory or otherwise, with regard to the product sold, including, but not limited to, merchantability, fitness for a particular purpose, use or eligibility of the product for any particular trade usage. To the extent consistent with applicable law, buyer's or user's exclusive remedy, and Petro-Canada's, the manufacturer's or seller's total liability, shall be for damages not exceeding the cost of the product.

12/12

OPTIONAL MARKETING CLAIMS

- Requires less mixing than CIVITAS™
- Brought to you by the makers of CIVITAS™
- Easier to use than the 2-Pack CIVITAS™ Formulation
- CIVITAS™ One - A Turf Management Tool
- Use CIVITAS™ One as part of your Overall Turf Management Program
- Fungicide that controls over 10 turfgrass pathogens
- Year-Round Applicability (subject to limitations of extreme temperatures)
- Controls Surface Insects as listed on the label
- Fungicide and Insecticide for Turf on Golf Course Greens and Tee Blocks
- Fungicide and Insecticide for Turf on Golf Course Greens, Tee Blocks, and Fairways
- Shake well before using
- Keep from freezing
- For Organic Turfgrass Management
- For Use in Organic Turfgrass Management
- For Use in Both Conventional and Organic Turfgrass Management
- See inside booklet for Directions for Use