



UNITED STATES ENVIRONMENTAL PROTECTION AGENCY  
WASHINGTON, DC 20460

OFFICE OF CHEMICAL SAFETY  
AND POLLUTION PREVENTION

July 29, 2020

Juli Mann  
Regulatory Analyst  
Petro Canada Lubricants, Inc. DBA Intelligro  
c/o Steptoe & Johnson LLP  
13350 Connecticut Ave. NW  
Washington, D.C. 20036

Subject: Label Amendment – Multiple Minor Changes Throughout Label  
Product Name: PC Herbicide Concentrate Plus  
EPA Registration Number: 69526-15  
Application Date: March 26, 2019  
Decision Number: 551506

Dear Ms. Mann:

The amended label referred to above, submitted in connection with registration under the Federal Insecticide, Fungicide and Rodenticide Act, as amended, is acceptable. This approval does not affect any conditions that were previously imposed on this registration. You continue to be subject to existing conditions on your registration and any deadlines connected with them.

A stamped copy of your labeling is enclosed for your records. This labeling supersedes all previously accepted labeling. You must submit one copy of the final printed labeling before you release the product for shipment with the new labeling. In accordance with 40 CFR 152.130(c), you may distribute or sell this product under the previously approved labeling for 18 months from the date of this letter. After 18 months, you may only distribute or sell this product if it bears this new revised labeling or subsequently approved labeling. "To distribute or sell" is defined under FIFRA section 2(gg) and its implementing regulation at 40 CFR 152.3.

Should you wish to add/retain a reference to the company's website on your label, then please be aware that the website becomes labeling under the Federal Insecticide Fungicide and Rodenticide Act and is subject to review by the Agency. If the website is false or misleading, the product would be misbranded and unlawful to sell or distribute under FIFRA section 12(a)(1)(E). 40 CFR 156.10(a)(5) list examples of statements EPA may consider false or misleading. In addition, regardless of whether a website is referenced on your product's label, claims made on the website may not substantially differ from those claims approved through the registration process. Therefore, should the Agency find or if it is brought to our attention that a website contains false or misleading statements or claims substantially differing from the EPA approved registration, the website will be referred to the EPA's Office of Enforcement and Compliance.

Your release for shipment of the product constitutes acceptance of these conditions. If these conditions are not complied with, the registration will be subject to cancellation in accordance

Page 2 of 2  
EPA Reg. No. 69526-15  
Decision No. 551506

with FIFRA section 6. If you have any questions, please contact Kable Bo Davis by phone at 703-306-0415, or via email at [davis.kable@epa.gov](mailto:davis.kable@epa.gov).

Sincerely,

A handwritten signature in black ink, appearing to read 'MO' followed by a flourish, and the word 'for' written to the right.

Mindy Ondish  
Product Manager 23  
Herbicide Branch  
Registration Division (7505P)  
Office of Pesticide Programs

Enclosure

## Master Label (identifying market sub-labels)

- Alternate Names:**
- Clear Choice Pro**
  - Clear Choice WEEDfree™ BRAND Concentrate♦**  
♦see back label for listed weeds and control details
  - Clear Choice WEEDfree™ BRAND Concentrate Selective Herbicide♦**  
♦see back label for listed weeds and control details
  - Clear Choice WEEDfree™ BRAND Concentrate Herbicide♦**  
♦see back label for listed weeds and control details
  - Clear Choice WEEDfree™ BRAND Attach & Spray♦**  
♦see back label for listed weeds and control details
  - Clear Choice WEEDfree™ BRAND Ready-to-Spray♦**  
♦see back label for listed weeds and control details
  - CIVITAS WEEDfree™ BRAND Concentrate♦**  
♦see back label for listed weeds and control details
  - CIVITAS WEEDfree™ BRAND Concentrate Selective Herbicide♦**  
♦see back label for listed weeds and control details
  - Clear Choice™ WhatWEED? [™] Concentrate**
  - Clear Choice™ WhatWEED? [™] Concentrate Selective Herbicide**
  - Clear Choice™ WhatWEED? [™] Concentrate Herbicide**
  - Clear Choice™ WhatWEED? [™] Attach & Spray**
  - Clear Choice™ WhatWEED? [™] Ready-to-Spray**
  - CIVITAS™ Weed Control "™" Concentrate**
  - CIVITAS™ Weed Control "™" Concentrate Selective Herbicide**
  - Clear Choice™ FOR WEEDS Concentrate**
  - Clear Choice™ FOR WEEDS Concentrate Selective Herbicide**
  - Clear Choice™ FOR WEEDS Concentrate Herbicide**
  - Clear Choice™ FOR WEEDS Attach & Spray**
  - Clear Choice™ FOR WEEDS Ready-to-Spray**

### *[Sub-label: Homeowner Uses]*

#### *[Front Panel]*

## PC HERBICIDE CONCENTRATE PLUS

### ACTIVE INGREDIENTS:

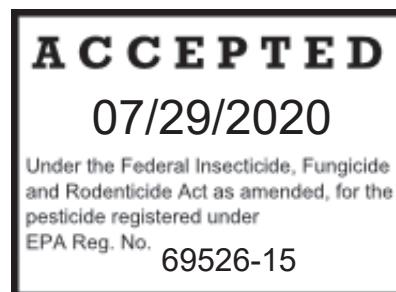
2,4-D, dimethylamine salt* .....	0.885%
Mecoprop-p, dimethylamine salt** .....	0.573%
Dicamba, dimethylamine salt*** .....	0.109%
OTHER INGREDIENTS ††: .....	98.433%
<b>Total</b>	<b>100.000%</b>

\*2,4-D Acid Equivalent ..... 0.738%

\*\* Mecoprop-p Acid Equivalent..... 0.478%

\*\*\* Dicamba Acid Equivalent ..... 0.091%

††Contains Petroleum Distillate



**KEEP OUT OF REACH OF CHILDREN**

**Shake well before using**

**Protect from freezing**

Note to EPA: [Bracketed information] in ***bold, italicized*** text is information for the reviewer and will be removed from final printed label. (Phrases in parenthesis are optional.) Text separated by "/" denotes and/or options.

**See inside (booklet) for additional Precautionary Statements and Directions for Use**

**MADE IN CANADA (MAY CONTAIN IMPORTED PARTS) FOR:**

**Intelligro™**

2310 Lakeshore Road West

Mississauga, Ontario, Canada L5J 1K2

1-844-388-2665

**EPA REG. NO. 69526-15**

**EPA EST. NO. \_\_\_\_\_**

Patent(s): [www.suncor.com/patents](http://www.suncor.com/patents)


™Trademark of Suncor Energy Inc. Used under license.

***[Batch Code/Lot Number] [Note: May appear on immediate container]***

**NET CONTENTS: \_\_\_\_\_**

***[Inside booklet]***

<b>PRODUCT SUMMARY</b>	
<b>CONTROLS</b>	<p>Kills over 60 broadleaf weeds without harming lawns when used as directed. <sup>^</sup></p> <p><b><i>[Note to Reviewer: The following text will appear on the same label panel as statements annotated with this symbol ^:</i></b></p> <p><b><i>^ Important: Do not apply to Bentgrass and Floratam. See full list of controlled weeds and use directions on peel away label.]</i></b></p>

<b>HOW IT WORKS</b>	
 <p><b><i>[Microtechnology Graphic]</i></b></p>	<p>Fast-acting, improved absorption formula</p> <p><b>PC HERBICIDE CONCENTRATE PLUS</b> kills over 60 broadleaf weeds, without harming your lawn when used as directed. <sup>^</sup></p>

<b>FIRST AID</b>	
If swallowed:	<ul style="list-style-type: none"> <li>• Immediately call a poison control center or doctor.</li> <li>• Do not induce vomiting unless told to do so by a poison control center or doctor.</li> <li>• Do not give any liquid to the person.</li> <li>• Do not give anything by mouth to an unconscious person.</li> </ul>
<b>HOTLINE NUMBER</b>	
<p>Have the product container or label with you when calling a poison control center or doctor or going for treatment. To reach a U.S. POISON CONTROL CENTER, call 1-800-222-1222. You may also contact Intelligro: 1-844-388-2665, or CANUTEC Canadian Transport Emergency Centre: 613-996-6666.</p>	
<p><b>NOTE TO PHYSICIAN:</b> May pose an aspiration pneumonia hazard, contains petroleum distillate.</p>	

<b>PRECAUTIONARY STATEMENTS</b>	
	<p><b>HAZARDS TO HUMANS AND DOMESTIC ANIMALS</b></p> <p>Avoid contact with skin, eyes or clothing. Wash thoroughly with soap and water after handling and before eating, drinking, chewing gum, or using tobacco.</p> <p><b>ENVIRONMENTAL HAZARDS</b></p> <p>This pesticide is toxic to fish and aquatic invertebrates and may adversely affect non-target plants. To protect the environment, do not allow pesticide to enter or run off into storm drains, drainage</p>

	<p>ditches, gutters or surface waters. Applying this product in calm weather when rain is not predicted for the next 24 hours will help to ensure that wind or rain does not blow or wash pesticide off the treatment area. Rinsing application equipment over the treated area will help avoid run off to water bodies or drainage systems.</p> <p>This chemical has properties and characteristics associated with chemicals detected in groundwater. The use of this chemical in areas where soils are permeable, particularly where the water table is shallow, may result in groundwater contamination. Application around a cistern or well may result in contamination of drinking or ground water.</p>
<b>DIRECTIONS FOR USE</b>	
	<p>It is a violation of Federal law to use this product in a manner inconsistent with its labeling. Read and follow all label directions.</p>

### **USE PRECAUTIONS AND RESTRICTIONS**

Protect from freezing.  
Shake well before using.

#### **RESTRICTIONS:**

- Do not apply this product in a way that will contact any person or pet, either directly or through drift. Keep people and pets out of the area during application.
- Do not allow people or pets to enter the treated area until sprays have dried.
- Do not use more product than specified on the label. Application at rates above specified may cause injury to turfgrass.
- Do not apply directly to or near water, storm drains, gutters, sewers, or drainage ditches.
- Do not apply within 25 feet of rivers, fish ponds, lakes, streams, reservoirs, marshes, estuaries, bays, and oceans.
- Do not apply in windy conditions.
- To prevent product run-off, do not over-water the treated area(s) to the point of runoff or apply when raining or when rain is expected that day.
- Rinse applicator over lawn area only.
- Do not apply when the lawn [and/or turf, and/or site] is under severe stress from drought, insect attack or high temperatures.
- Do not use this product on or near desirable plants, including within the dripline of the roots of desirable trees and shrubs, since injury may result. Avoid drift of spray mist onto vegetables, flowers, ornamental plants, shrubs, trees and other desirable plants.
- Do not spray exposed roots of ornamentals and trees.
- Do not water the lawn within 24 hours following application.
- Do not apply as a fine mist because of potential injury to desirable plants.

#### **PRECAUTIONS:**

**Precaution on warm season Grasses: Centipede, St. Augustine, Bahia, Common Bermuda, and Zoysia**

Some temporary discoloration may occur on warm season grasses. Do not apply if grass is stressed from heat or drought. Avoid application during winter-to-spring and fall-to-

Note to EPA: [Bracketed information] in **bold, italicized** text is information for the reviewer and will be removed from final printed label. (Phrases in parenthesis are optional.) Text separated by "/" denotes and/or options.

winter transition periods. **Centipede and St. Augustine** grasses are sensitive to 2,4-D and great care should be taken to prevent overdosing. If hand-type sprayers are used, it is preferable to use a single nozzle sprayer rather than a multiple nozzle boom as sideways application with a boom where the spray from more than one nozzle is allowed to fall on the same area will result in heavy local over-application and subsequent discoloration or injury. Also, applications to dormant bermudagrass, dormant Zoysia grass, and dormant Bahiagrass are not suggested.

**APPLICATION DIRECTIONS**

**WEEDS CONTROLLED**

<b>[WEED IMAGE]</b>	<b>WEEDS CONTROLLED IN TURF [or, LAWN] AND ORNAMENTAL AREAS:</b>		
	Bedstraw	Grass leaved stitchwort	Russian thistle
	Bindweed (field)	Ground ivy (creeping Charlie)	Sandwort (thyme-leaved)
	Birdsfoot trefoil†	Hawkweed	Sheep sorrel†
	Black medic	Heal-all	Shepherd's purse
	Blackseed plantain	Henbit	Smartweed (green)
	Blueweed	Honeysuckle†	Soliva
	Brambles†	Jimsonweed	Sow thistle
	Bull thistle	Knotweed	Speedwell (purslane leaved)
	Burdock	Kochia	Spotted spurge
	Buttercup	Kudzu	Spreadwell (annual)
	Canada thistle	Lamb's-quarters	Spurge†
	Carolina geranium	Little starwort	Stitchwort†
	Chickweed	Mallow	Stonecrop (mossy)

Note to EPA: [Bracketed information] in **bold, italicized** text is information for the reviewer and will be removed from final printed label. (Phrases in parenthesis are optional.) Text separated by "/" denotes and/or options.

	Chicory	Morningglory	Sumac†
	Clover (White clover in California)	Mouse-ear chickweed	Veronica (thyme-leaved)
	Cocklebur	Mustards	Vervain†
	Common chickweed	Oxalis (yellow woodsorrel)	Vetch†
	Cudweed	Ox-eye daisy	Violet
	Daisy fleabane	Pennywort/Dollarweed	Wild aster
	Dandelion	Peppergrass	Wild blackberry†
	Devil's paint brush (hawkweed)	Pigweed	Wild carrot
	Dock (curled)	Pineapple weed†	Wild garlic
	English daisy	Plantains (narrow-leaved, buckhorn, broadleaf)	Wild geranium
	Evening primrose†	Poison ivy	Wild lettuce†
	Fall dandelion (fall hawkbit)	Poorjoe	Wild onion
		Povertyweed†	Wild radish
	False dandelion	Prostrate pigweed	Wild raspberry†
	Fleabane	Purslane	Yarrow
	Florida pusley	Ragweed	Yellow hawkweed
	Frenchweed poison oak		

†*Not registered for use in California*



**WHERE TO USE:**

This product is for use as a spot treatment or broadcast treatment on lawns for broadleaf weed control without damaging lawn grasses when used as directed.

**IMPORTANT:** Do not use this product on Bentgrass and Floratam, a variety of St. Augustine grass.

**NOTE:** Some hybrid Bermuda grasses may be sensitive to this product. Contact your local extension service weed control specialist.

Certain grasses vary in tolerance to this product. Slight discoloration may occur, which will disappear after about one week.

**HOW TO USE:**

**Spot treatment with hand-held or backpack sprayer:**

- Mix 1 part PC Herbicide Concentrate Plus with 12 parts of water to make about a 7.5% solution.
- Mix the spray solution well before using.
- Hold sprayer about 12 inches from weed and spray to lightly wet weeds.

<b>Volume of Sprayer Container</b>	<b>Amount of PC Herbicide Concentrate Plus</b>	<b>Amount of Water to Add to Container</b>
4 gals	1 qt (1/4 gal )	12 qts (3 gals)
2 gals	1 pt (1/8 gal)	6 qts (1.5 gals)
1 gal	8 fl.oz.	96 fl.oz.
32 fl.oz.	2 fl.oz.	24 fl.oz.
16 fl.oz.	1 fl.oz.	12 fl.oz.

**To treat entire lawn (broadcast application) with hand-held or backpack sprayer:**

- Mix 1 part PC Herbicide Concentrate Plus with 12 parts of water (as per table above) to make about a 7.5% spray solution.
- Mix the spray solution well before using.
- Apply the spray solution at the rate of 17.5-35 fl.oz./100 sq ft.  
Example: 1 quart PC Herbicide Concentrate Plus diluted with 3 gallons of water can treat 1200-2400 sq. ft. of lawn
- Avoid overlapping between spray patterns.

One 6 fl.oz bottle treats up to 450 sq.ft.  
 One 32 fl.oz bottle treats up to 2400 sq.ft.  
 One 40 fl.oz bottle treats up to 3000 sq.ft.  
 One 64 fl.oz bottle treats up to 4800 sq.ft.

## WHEN TO USE

- Do not apply when rain is anticipated within 24 hours.
- Spray when weeds are young and actively growing. Maximum control of weeds will be obtained from spring or early fall applications when weeds are actively growing.
- Apply when daytime temperatures are above 45°F and below 85°F.
- If the lawn [and/or turf] is dry, water 24 hours before using this product.
- Delay mowing 1 to 2 days before and after the application of this product. Grass seed can be sown 3 to 4 weeks after application. Newly seeded lawns [and/or turf, and/or site] may be treated after the third mowing.

## EXPECTED RESULTS

Visible injury on weeds can be seen within 12 hours. It can take up to 4 weeks for weeds to completely die.

How often to apply:

Repeat application can be made after 30 days if necessary. The maximum number of broadcast applications per treatment site is 2 per year.

## STORAGE AND DISPOSAL

Do not contaminate other pesticides, fertilizers, water, food, or feed by storage and disposal.

### PESTICIDE STORAGE:

Keep out of reach of children and animals. Keep from freezing. Keep pesticide in original container. Do not put into food or drink containers. Store in a cool, dry place, preferably in a locked storage area.

### PESTICIDE AND CONTAINER HANDLING:

**Nonrefillable container. Do not reuse or refill this container.**

**If empty:** Offer for recycling if available, or place container in trash.

**If partly filled:** Call your local solid waste agency for disposal instructions. Never place unused product down any indoor or outdoor drain.

## CONDITIONS OF SALE AND LIMITATIONS OF WARRANTY AND LIABILITY

It is impossible to eliminate all risks inherently associated with the use of this product. Injury to desirable plants, ineffectiveness, or other unintended consequences may result because of such factors as weather conditions, presence of other materials, or the manner of use or application, all of which are beyond the control of Intelligro, the manufacturer or seller. All such risks shall be assumed by the buyer. To the extent consistent with applicable law neither Intelligro, the manufacturer, nor seller shall be liable for consequential, special or indirect damages resulting from the use or handling of this product. To the extent consistent with applicable law or except as warranted by this label, Intelligro, the manufacturer or seller makes no warranties, guarantees, or representations of any kind, either express or implied, or by usage of trade, statutory or otherwise, with regard to the product sold, including, but not limited to, merchantability, fitness for a particular purpose, use or eligibility of the product for any particular trade usage. To the extent consistent with applicable law, buyer's or user's exclusive remedy, and Intelligro, the manufacturer's or seller's total liability, shall be for damages not exceeding the cost of the product.

### ***[Optional Directions for Use for Hose-End-Sprayer]***

<b>HOW TO USE</b>	
	<p><b><u>To treat entire lawn (For broadcast application) using the hose-end applicator:</u></b></p> <p>Measure lawn. Calculate square feet by multiplying length times width. One quart hose-end product can treat about 1800 sq ft.</p> <ol style="list-style-type: none"><li>1. Shake container thoroughly before using. Ensure sprayer is set to the “OFF” position.</li><li>2. Connect to garden hose.</li><li>3. Turn on water supply. Open only half faucet if water pressure is high.</li><li>4. To begin spraying, bend safety tab and turn knob clockwise to the “ON” position. Keep walking at a steady pace using an even sweeping motion. Spray evenly to lightly wet measured area of lawn. <b>Walk in a fast pace and avoid over-application or drenching the area.</b></li><li>5. To stop spraying, bend tab and turn knob backward to “OFF” position.</li><li>6. Turn off water.</li><li>7. Relieve water pressure by switching to “Water” position until water slows to a drip.</li><li>8. Switch back to the “OFF” position.</li><li>9. Disconnect sprayer from hose.</li></ol> <p><b>Alternate instructions:</b></p> <p>Measure lawn. Calculate square feet by multiplying length times width. One quart hose-end product can treat about 1800 sq ft.</p> <ol style="list-style-type: none"><li>1. Shake container thoroughly before using. Ensure sprayer is set to the “OFF” position.</li><li>2. Connect to garden hose.</li><li>3. Turn on water supply. Open only half faucet if water pressure is high.</li><li>4. To begin spraying, switch to the “ON” position.</li><li>5. Keep walking at a steady pace using an even sweeping motion. Spray evenly to lightly wet measured area of lawn. <b>Walk in a fast pace and avoid over-application or drenching the area.</b></li><li>6. To Stop spraying, switch to “OFF” position.</li><li>7. Turn off water.</li><li>8. Disconnect sprayer from hose.</li></ol>

Note to EPA: [Bracketed information] in ***bold, italicized*** text is information for the reviewer and will be removed from final printed label. (Phrases in parenthesis are optional.) Text separated by "/" denotes and/or options.

***[Sub-label: WPS and Non-WPS Occupational Uses]***

***[Front Panel]***

**PC HERBICIDE CONCENTRATE PLUS**

**ACTIVE INGREDIENTS:**

2,4-D, dimethylamine salt*	0.885%
Mecoprop-p, dimethylamine salt**	0.573%
Dicamba, dimethylamine salt***	0.109%
OTHER INGREDIENTS †† :	<u>98.433%</u>
<b>Total</b>	<b>100.000%</b>

\*2,4-D Acid Equivalent ..... 0.738%

\*\* Mecoprop-p Acid Equivalent..... 0.478%

\*\*\* Dicamba Acid Equivalent ..... 0.091%

††Contains Petroleum Distillate

**KEEP OUT OF REACH OF CHILDREN**

**See inside (booklet) for additional Precautionary Statements and Directions for Use**

**Protect from Freezing**

**MADE IN CANADA (MAY CONTAIN IMPORTED PARTS) FOR:**

**Intelligro**  
2310 Lakeshore Road West  
Mississauga, Ontario, Canada L5J 1K2  
1-844-388-2665

**EPA REG. NO. 69526-15**

**EPA EST. NO. \_\_\_\_\_**

Patent(s): [www.suncor.com/patents](http://www.suncor.com/patents)

<sup>TM</sup>Trademark of Suncor Energy Inc. Used under license.

**NET CONTENTS: \_\_\_\_\_**

***[Batch Code/Lot Number] [May appear on immediate container]***

***[Front/ Back Panel]***

***[For non-WPS occupational]***

Not for use on turf being grown for sale or other commercial use as sod, or for commercial seed production, or for research purposes.

***[For WPS occupational use]***

For use on turf including turf being grown for sale or other commercial use as sod, or for commercial seed production, or for research purposes.

Follow Agricultural Use Requirements when using this product on turf being grown for sale or other commercial use as sod, or for commercial seed production, or for research purposes. ^ ^

^^ **Important:** Do not apply to Bentgrass and Floratam, a variety of St. Augustine grass.

***[Inside Booklet]***

## PRODUCT SUMMARY

**CONTROLS** : Kills over 60 broadleaf weeds without harming lawns when used as directed. ^

***[Note to Reviewer: The following text will appear on the same label panel as the annotated statement: ^ Important: Do not apply to Bentgrass and Floratam. See full list of controlled weeds and use directions on peel away label.]***

**MICROTECHNOLOGY (graphic):**

Fast-acting, improved absorption formula

Patent-pending formulation improves herbicide absorption into weeds. Improved penetration reduces amount of active ingredients required in the formula to kill weeds.

## HOW IT WORKS

**(MICROTECH IMAGE)**

PC Concentrate Herbicide Plus kills over 60 broadleaf weeds, without harming your lawn when used as directed. ^ ***[Note to Reviewer: The following text will appear on the same label panel as the annotated statement: ^ Important: Do not apply to Bentgrass and Floratam. See full list of controlled weeds and use directions on peel away label.]***

Patent-pending formula improves the penetration of active ingredients into the weed.

<b>FIRST AID</b>	
If swallowed:	<ul style="list-style-type: none"><li>• Immediately call a poison control center or doctor.</li><li>• Do not induce vomiting unless told to do so by a poison control center or doctor.</li><li>• Do not give any liquid to the person.</li><li>• Do not give anything by mouth to an unconscious person.</li></ul>
<b>HOTLINE NUMBER</b> Have the product container or label with you when calling a poison control center or doctor or going for treatment. To reach a U.S. POISON CONTROL CENTER, call 1-800-222-1222. You may also contact Intelligro: 1-844-388-2665, or CANUTEC Canadian Transport Emergency Centre: 613-996-6666.	
<b>NOTE TO PHYSICIAN:</b> May pose an aspiration pneumonia hazard, contains petroleum distillate.	

## PRECAUTIONARY STATEMENTS

**HAZARDS TO HUMANS AND DOMESTIC ANIMALS.** Avoid contact with skin, eyes or clothing. Wash thoroughly with soap and water after handling and before eating, drinking, chewing gum, or using tobacco.

### **Personal Protective Equipment (PPE)**

Some materials that are chemical-resistant to this product are Barrier Laminate, Nitrile rubber, Butyl, Neoprene rubber or Viton.

All mixers, loaders, applicators, and other handlers must wear:

- long-sleeved shirt and long pants,
- shoes and socks, plus
- chemical-resistant gloves (except for applicators using groundboom equipment), when applying with any handheld nozzle or equipment, mixing or loading, cleaning up spills or equipment, or otherwise exposed to the concentrate, and
- chemical-resistant apron when mixing or loading, cleaning up spills or equipment, or otherwise exposed to the concentrate.

Follow manufacturer's instructions for cleaning/maintaining PPE. If no such instructions for washables exist, use detergent and hot water. Keep and wash PPE separately from other laundry.

Discard clothing and other absorbent material that have been drenched or heavily contaminated with this product's concentrate. Do not reuse them.

### **USER SAFETY RECOMMENDATIONS**

- Users should wash hands before eating, drinking, chewing gum, using tobacco, or using the toilet.
- Users should remove clothing/PPE immediately if pesticide gets inside. Then wash thoroughly and put on clean clothing. If pesticide gets on skin, wash immediately with soap and water.
- Users should remove PPE immediately after handling this product. Wash the outside of gloves before removing.
- As soon as possible, wash thoroughly and change into clean clothing.

### **ENVIRONMENTAL HAZARDS**

This pesticide is toxic to fish and aquatic invertebrates and may adversely affect non-target plants. Do not apply directly to water, to areas where surface water is present, or to intertidal areas below the mean high water mark. Drift and runoff may be hazardous to aquatic organisms in water adjacent to treated areas. Do not contaminate water when disposing of equipment wash waters or rinsate.

This chemical has properties and characteristics associated with chemicals detected in groundwater. The use of this chemical in areas where soils are permeable, particularly where the water table is shallow, may result in groundwater contamination. Application around a cistern or well may result in contamination of drinking or ground water.

### **DIRECTIONS FOR USE**

It is a violation of Federal law to use this product in a manner inconsistent with its labeling. Do not apply this product in a way that will contact workers or other persons, either directly or through drift. Only protected handlers may be in the area during application. For any requirements specific to your State or Tribe, consult the State or Tribal agency responsible for pesticide regulation. Read and follow all label directions.

Protect from freezing  
Shake well before using

***[WPS occupational use]***

**AGRICULTURAL USE REQUIREMENTS**

PPE required for early entry to treated areas that is permitted under the Worker Protection Standard and that involves contact with anything that has been treated, such as plants, soil, or water is:

- coveralls worn over short-sleeve shirt and short pants,
- chemical-resistant footwear plus socks,
- chemical-resistant gloves made of any water-proof material,
- chemical-resistant headgear for overhead exposure,
- protective eyewear.

Use this product only in accordance with its labeling and with the Worker Protection Standard, 40 CFR part 170. This standard contains requirements for the protection of agricultural workers on farms, forests, nurseries, and greenhouses, and handlers of agricultural pesticides. It contains requirements for training, decontamination, notification, and emergency assistance. It also contains specific instructions and exceptions pertaining to the statements on this label about personal protective equipment (PPE), notification to workers, and restricted-entry interval. The requirements in this box apply to uses of this product that are covered by the Worker Protection Standard.

Do not enter or allow worker entry into treated areas during the restricted entry interval (REI) of 48 hours.

***[Non-WPS occupational use]***

**NON-AGRICULTURAL USE REQUIREMENT**

The requirements in this box apply to uses of this product that are NOT within the scope of the Worker Protection Standard for agricultural pesticides (40 CFR Part 170). The WPS applies when this product is used to produce agricultural plants on farms, forests, nurseries, or greenhouses.

Do not enter or allow people (or pets) to enter the treated area until sprays have dried.



## USE PRECAUTIONS

### [PRECAUTIONARY TRIANGLE IMAGE]

Do not apply as a fine mist because of potential injury to desirable plants. Do not use this product on or near desirable plants, including within the dripline of the roots of desirable trees and shrubs, since injury may result.

Do not apply this product in a way that will contact workers or other persons, either directly or through drift. Only protected handlers may be in the area during application.

### ***[Non-WPS occupational uses]***

Do not allow people or pets to enter treated area until after sprays have dried.

### ***[WPS and non-WPS occupational uses]***

## SPRAY DRIFT MANAGEMENT

A variety of factors including weather conditions (e.g., wind direction, wind speed, temperature, and relative humidity) and method of application (e.g., ground, airblast, and chemigation) can influence pesticide drift. The applicator must evaluate all factors and make appropriate adjustments when applying this product.

### **Droplet Size**

Use only Medium or coarser spray nozzles according to ASAE (S572) definition for standard nozzles. When applying sprays that contain 2,4-D as the sole active ingredient, or when applying sprays that contain 2,4-D mixed with active ingredients that require a coarse or coarser spray, apply only as a coarse or coarser spray (ASAE standard 572) or a volume mean diameter of 385 microns or greater for spinning atomizer nozzles.

When applying sprays that contain 2,4-D mixed with other active ingredients that require a Medium or more fine spray, apply only as a Medium or coarser spray (ASAE standard 572) or a volume mean diameter of 300 microns or greater for spinning atomizer nozzles.

### **Wind Speed**

Do not apply at wind speeds greater than 10 mph. Only apply this product if the wind direction favors on-target deposition and there are not sensitive areas (including, but not limited to, residential areas, bodies of water, known habitat for non-target species, non-target crops) within 250 feet downwind. If applying a Medium spray, leave one swath unsprayed at the downwind edge of the treated field.

### **Temperature Inversions**

If applying at wind speeds less than 3 mph, the applicator must determine if: a) conditions of temperature inversion exist, or b) stable atmospheric conditions exist at or

below nozzle height. Do not make applications into areas of temperature inversions or stable atmospheric conditions.

### **Susceptible Plants**

Do not apply under circumstances where spray drift may occur to food, forage, or other plantings that might be damaged or crops thereof rendered unfit for sale, use or consumption. Susceptible crops include, but are not limited to, beans, cotton, flowers, fruit trees (foliage), grapes (in growing stage), okra, ornamentals, soybeans (vegetative stage), sunflowers, tobacco, tomatoes, and other vegetables. Small amounts of spray drift that might not be visible may injure susceptible broadleaf plants.

Do not spray exposed roots of ornamentals and trees.

### **Other State and Local Requirements**

Applicators must follow all state and local pesticide drift requirements regarding application of 2,4-D herbicides. Where states have more stringent regulations, they must be observed.

### **Equipment**

All ground application equipment must be properly maintained and calibrated using appropriate carriers or surrogates.

Additional requirements for ground boom applications:

Do not apply with a nozzle height greater than 4 feet above the canopy.

### **Precaution on warm season Grasses: Centipede, St. Augustine, Bahia, Common Bermuda, and Zoysia**

Some temporary discoloration may occur on warm season grasses. Do not apply if grass is stressed from heat or drought. Avoid application during transition periods from/to dormancy. **Centipede and St. Augustine** grasses are sensitive to 2,4-D and great care should be taken to prevent overdosing. If hand-type sprayers are used, it is preferable to use a single nozzle sprayer rather than a multiple nozzle boom as sideways application with a boom where the spray from more than one nozzle is allowed to fall on the same area will result in heavy local over-application and subsequent discoloration or injury. Also, applications to dormant bermudagrass, dormant Zoysia grass, and dormant Bahiagrass are not suggested.

- **IMPORTANT:** Do not use this product on Bentgrass and Floratam, a variety of St. Augustine grass. Certain grasses vary in tolerance to this product. Slight discoloration may occur, which will disappear after about one week.

### **RESTRICTIONS**

- Do not apply through any type of irrigation system.
- Do not apply near lakes, streams, rivers ponds, or ditchbanks.
- Do not apply by air.
- Do not use more product than specified on the label.

Note to EPA: [Bracketed information] in ***bold, italicized*** text is information for the reviewer and will be removed from final printed label. (Phrases in parenthesis are optional.) Text separated by “/” denotes and/or options.

- Do not apply when the lawn, turf or site is under severe stress from drought, insect attack or heat.
- Avoid drift of spray mist onto vegetables, flowers, ornamental plants, shrubs, trees and other desirable plants. Do not pour spray solutions near these plants.
- Do not apply in windy conditions.
- Do not irrigate within 24 hours of application.
- Do not tank mix with liquid fertilizers that contain nitrates.

<b>MAXIMUM APPLICATIONS PER YEAR</b>	<b>APPLICATION MAXIMUM</b>	<b>APPLICATION INTERVAL</b>
Limited to 2 applications per treatment area per year.	The maximum rate (8 gal./acre) for a single application is 0.75 lb ae/acre (0.9 lb DMA salt/acre) (0.424 lb 2,4-D ae, 0.274 lb MCPP-p ae, 0.052 lb Dicamba ae per acre per application).	Repeat application if needed, but with no less than 30 days between applications.

## APPLICATION DIRECTIONS

### WEEDS CONTROLLED IN TURF (or, LAWN) AND ORNAMENTAL AREAS:

Bedstraw	Grass leaved stitchwort	Russian thistle
Bindweed (field)	Ground ivy (creeping Charlie)	Sandwort (thyme-leaved) †
Birdsfoot trefoil†	Hawkweed	Sheep sorrel
Black medic	Heal-all	Shepherd's purse
Blackseed plantain	Henbit	Smartweed (green)
Blueweed	Honeysuckle†	Soliva
Brambles†	Jimsonweed	Sow thistle
Bull thistle	Knotweed	Speedwell (purslane leaved)
Burdock	Kochia	Spotted spurge
Buttercup	Kudzu	Spreadwell (annual)
Canada thistle	Lambsquarters	Spurge†
Carolina geranium	Little starwort	Stitchwort†
Chickweed	Mallow	Stonecrop (mossy)
Chicory	Morningglory	Sumac†
Clover ( White clover in California)	Mouse-ear chickweed	Veronica (thyme-leaved) †
Cocklebur	Mustards	Vervain†
Common chickweed	Narrow-leaved plantain	Vetch†
Cudweed	Oxalis (yellow woodsorrel)	Violet
Daisy fleabane	Ox-eye daisy	Wild aster

Note to EPA: [Bracketed information] in ***bold, italicized*** text is information for the reviewer and will be removed from final printed label. (Phrases in parenthesis are optional.) Text separated by “/” denotes and/or options.

Dandelion	Pennywort	Wild blackberry <sup>†</sup>
Devil's paint brush (hawkweed)	Peppergrass	Wild carrot
Dock (curled)	Pigweed	Wild garlic
English daisy	Pineapple weed <sup>†</sup>	Wild geranium
Evening primrose <sup>†</sup>	Plantains (narrow-leaved, buckhorn, broadleaf)	Wild lettuce
Fall dandelion (fall hawkbit)	Poison ivy	Wild onion
False dandelion	Poorjoe	Wild radish
Fleabane	Povertyweed <sup>†</sup>	Wild raspberry <sup>†</sup>
Florida pusley	Prostrate pigweed	Yarrow
Frenchweed poison oak	Purslane	Yellow hawkweed
	Ragweed	

<sup>†</sup> Not registered for use in California

## TURF AND ORNAMENTAL (GOLF COURSES, CEMETERIES, PARKS, SPORT FIELDS, TURFGRASS, LAWNS AND OTHER GRASS AREAS) (Post emergence)

### WHERE TO USE

This product is for use as a broadcast or spot treatment on lawns for broadleaf weed control without damaging lawn grasses when used as directed.

**IMPORTANT:** Do not use this product on Bentgrass and Floratam, a variety of St. Augustine grass.

**NOTE:** Some hybrid Bermuda grasses may be sensitive to this product. Contact your local extension service weed control specialist. Certain grasses vary in tolerance to this product. Slight discoloration may occur, which will disappear after about one week.

### WHEN TO USE

- Do not water within 24 hours after spraying.
- Do not apply when rain or irrigation is anticipated.
- Spray when weeds are young and actively growing. Maximum control of weeds will be obtained from spring or early fall applications when weeds are actively growing.
- Apply when daytime temperatures are above 45°F and below 85°F.
- Newly seeded lawns may be treated after the third mowing.
- If the lawn (and/or turf) is dry, water 24 hours before using this product.
- Grass seed can be sown 3 to 4 weeks after application.
- Delay mowing 1 to 2 days before and after the application of this product.

## HOW TO USE

**For broadcast treatment:**

For smaller units: Apply 0.25 - 2.75 gals. of product per 1000 sq ft with the specified amount of water. For larger units: Apply 2 - 8 gallons of product per acre with the specified amount of water. Table below provides the product rate and spray volume. Mix well before and during use. Use the lower rate on annual or small weeds. For best control of large weeds and tough perennial weeds, such as dandelion, use one application of the higher product rate or two applications of the lower rate making the second treatment 30 days following the first application.

Broadcast Treatment					
<b>Step 1</b> – You must know and calibrate your sprayer carrier volume.					
<b>Step 2</b> – Use this chart to determine product rate based on the known calibrated carrier volume.					
		STEP 1 – CARRIER VOLUME			
STEP 2 – PC Herbicide Concentrate Plus Rate Smaller Units – 1000 SQ FT	<			>	STEP 2 – PC Herbicide Concentrate Plus Rate Larger Units - Acre
Rate / 1000 SQ FT	<	Carrier Volume / 1000 SQ FT	Carrier Volume / Acre	>	Rate / Acre
6 fl. oz.	<	0.25 – 0.35 gal.	10 to 15 gal.	>	2 gal.
9 fl. oz.	<	0.35 – 0.45 gal.	15 to 20 gal.	>	3 gal.
12 fl. oz.	<	0.45 – 1.15 gal.	20 to 50 gal.	>	4 gal.
15 to 18 fl. oz.	<	1.15 – 1.85 gal.	50 to 80 gal.	>	5 - 6 gal.
18 to 24 fl. oz.	<	1.85 – 2.75 gal.	80 to 120 gal.	>	6 - 8 gal.

Avoid overlapping between spray patterns.

Generally, the lower application rates within the specified range will provide satisfactory control of sensitive weed species. The higher application rates within the specified range will be required for dense infestations of perennial weeds, for adverse/extreme environmental conditions, or for weeds beyond the appropriate growth stages.

**For Use in California**

<b>Broadcast Treatment</b>					
<b>Step 1</b> – You must know and calibrate your sprayer carrier volume.					
<b>Step 2</b> – Use this chart to determine product rate based on the known calibrated carrier volume.					
		<b>STEP 1 – CARRIER VOLUME</b>			
<b>STEP 2 – PC Herbicide Concentrate Plus Rate</b> Smaller Units – 1000 SQ FT	<			>	<b>STEP 2 – PC Herbicide Concentrate Plus Rate</b> Larger Units - Acre
Rate / 1000 SQ FT	<	Carrier Volume / 1000 SQ FT	Carrier Volume / Acre	>	Rate / Acre
12 fl. oz.	<	0.45 – 1.15 gal.	20 to 50 gal.	>	4 gal.
15 to 18 fl. oz.	<	1.15 – 1.85 gal.	50 to 80 gal.	>	5 - 6 gal.
18 to 24 fl. oz.	<	1.85 – 2.75 gal.	80 to 120 gal.	>	6 - 8 gal.

**For spot treatment using hand-operated sprayers:**

Mix 10 fl.oz. of the product with 118 fl.oz. (3.7 qts.) of water to make 1 gallon of total spray solution. Hold sprayer about 12 inches from weed and spray to lightly wet weeds.

**TURF, GROWN FOR SEED OR SOD (Post emergence)**

**WHERE TO USE**

For selective broadleaf control in warm season and cool season turfgrass established for commercial sod production.

**IMPORTANT:** Do not use this product on Bentgrass and Floratam, a variety of St. Augustine grass. Certain grasses vary in tolerance to this product. Slight discoloration may occur, which will disappear after about one week.

**WHEN TO USE**

- Do not apply this product immediately before rainfall or irrigation. Do not irrigate or water the turfgrass within 24 hours after application.
- Spray when weeds are young and actively growing. Apply when daytime temperatures are above 45°F and below 85°F.
- If the sod is dry, water 24 hours before using this product.
- Delay mowing 1 to 2 days before and after the application of this product.
- Treated areas may be reseeded 3 to 4 weeks after application.

## HOW TO USE

**For broadcast treatment:**

For smaller units: Apply 0.25 - 2.75 gals. of product per 1000 sq ft with the specified amount of water. For larger units: Apply 2 to 8 gallons of the product per acre with the specified amount of water. Table below provides the recommended product rate and spray volume. Mixing well before and during use. Use the lower rate (2-3 gal of the product/acre) on annual or small weeds. For best control of large weeds and tough perennial weeds, such as dandelion, use one application of the higher product rate or two applications of lower rate making the second treatment 30 days following the first application.

<b>Broadcast Treatment</b>					
<b>Step 1</b> – You must know and calibrate your sprayer carrier volume.					
<b>Step 2</b> – Use this chart to determine product rate based on the known calibrated carrier volume.					
		STEP 1 – CARRIER VOLUME			
STEP 2 – PC Herbicide Concentrate Plus Rate Smaller Units – 1000 SQ FT	<			>	STEP 2 – PC Herbicide Concentrate Plus Rate Larger Units - Acre
Product Rate / 1000 SQ FT	<	Carrier Volume / 1000 SQ FT	Carrier Volume / Acre	>	Product Rate / Acre
6 fl. oz.	<	0.25 – 0.35 gal.	10 to 15 gal.	>	2 gal.
9 fl. oz.	<	0.35 – 0.45 gal.	15 to 20 gal.	>	3 gal.
12 fl. oz.	<	0.45 – 1.15 gal.	20 to 50 gal.	>	4 gal.
15 to 18 fl. oz.	<	1.15 – 1.85 gal.	50 to 80 gal.	>	5 - 6 gal.
18 to 24 fl. oz.	<	1.85 – 2.75 gal.	80 to 120 gal.	>	6 - 8 gal.

Avoid overlapping between spray patterns.

Generally, the lower application rates within the specified range will provide satisfactory control of sensitive weed species. The higher application rates within the specified range will be required for dense infestations of perennial weeds, for adverse/extreme environmental conditions, or for weeds beyond the appropriate growth stages.

Note to EPA: [Bracketed information] in ***bold, italicized*** text is information for the reviewer and will be removed from final printed label. (Phrases in parenthesis are optional.) Text separated by “/” denotes and/or options.

### **For Use in California**

<b>Broadcast Treatment</b>					
<b>Step 1</b> – You must know and calibrate your sprayer carrier volume.					
<b>Step 2</b> – Use this chart to determine product rate based on the known calibrated carrier volume.					
		<b>STEP 1 – CARRIER VOLUME</b>			
<b>STEP 2 –PC Herbicide Concentrate Plus Rate</b> Smaller Units – 1000 SQ FT	<			>	<b>STEP 2 – PC Herbicide Concentrate Plus</b> Larger Units - Acre
Rate / 1000 SQ FT	<	Carrier Volume / 1000 SQ FT	Carrier Volume / Acre	>	Rate / Acre
12 fl. oz.	<	0.45 – 1.15 gal.	20 to 50 gal.	>	4 gal.
15 to 18 fl. oz.	<	1.15 – 1.85 gal.	50 to 80 gal.	>	5 - 6 gal.
18 to 24 fl. oz.	<	1.85 – 2.75 gal.	80 to 120 gal.	>	6 - 8 gal.

### **For spot treatment using hand-operated sprayers:**

Mix 10 fl.oz. of the product with 118 fl.oz. (3.7 qts) of water to make 1 gallon of total spray solution. Hold sprayer about 12 inches from weed and spray to lightly wet weeds.

**NEWLY SEEDED AREAS:** Applying this product to grass seedlings is recommended after the third mowing.

**NEWLY SODDED, SPRIGGED, OR PLUGGED AREAS:** Delay applications to newly sodded, sprigged, or plugged grasses 3 to 4 weeks after the sodding, sprigging, or plugging operations. Also, applications to dormant Bermudagrass, dormant Zoysia grass, and dormant Bahiagrass are not suggested.

## **EXPECTED RESULTS**

### ***[12 HR graphic]***

Visible injury on weeds can be seen within 12 hours. It can take up to 4 weeks for weeds to completely die.

How often to apply:

Repeat application can be made after 30 days if necessary. The maximum number of broadcast applications per treatment site is 2 per year.



## STORAGE AND DISPOSAL

### **[KEEP FROM FREEZING IMAGE]**

Do not contaminate water, food, or feed by storage and disposal.

### **PESTICIDE STORAGE:**

Keep out of reach of children and animals. Keep from freezing. Keep pesticide in original container. Do not put into food or drink containers. Store in a cool, dry place in a locked storage area. In case of spill, avoid contact, isolate area and keep out animals and unprotected persons.

Confine spills. To confine spill: If liquid, dike surrounding area or absorb with sand, cat litter or commercial clay. If dry material, cover to prevent dispersal. Place damaged package in a holding container. Identify contents.

### **PESTICIDE DISPOSAL:**

Pesticide wastes are toxic. Improper disposal of excess pesticide, spray mixture, or rinsate is a violation of Federal Law. If these wastes cannot be disposed of by use according to label instructions, contact your State Pesticide or Environmental Control Agency, or the Hazardous Waste representative at the nearest EPA Regional Office for guidance.

### **CONTAINER HANDLING:**

#### ***Rigid, nonrefillable containers, equal to or less than five gallons:***

Nonrefillable container. Do not reuse or refill this container. Offer for recycling, if available. Clean container promptly after emptying. Triple rinse as follows: Empty the remaining contents into application equipment or a mix tank and drain for 10 seconds after the flow begins to drip. Fill the container ¼ full with water and recap. Shake for 10 seconds. Pour rinsate into application equipment or a mix tank or store rinsate for later use or disposal. Drain for 10 seconds after the flow begins to drip. Repeat this procedure two more times. If recycling is unavailable, puncture and dispose of in sanitary landfill, or incineration, or if allowed by state and local authorities, by burning. If burned, stay out of smoke.

#### ***Rigid nonrefillable containers, greater than 5 gallons:***

Nonrefillable container. Do not reuse or refill this container. Offer for recycling, if available. Clean container promptly after emptying. Triple rinse as follows: Empty the remaining contents into application equipment or a mix tank. Fill the container ¼ full with water. Replace and tighten closures. Tip container on its side and roll it back and forth, ensuring at least one complete revolution, for 30 seconds. Stand the container on its end and tip it back and forth several times. Turn the container over onto its other end and tip it back and forth several times. Empty the rinsate into application equipment or a mix tank or store rinsate for later use or disposal. Repeat this procedure two more times. If recycling is unavailable, puncture and dispose of in sanitary landfill, or incineration, or if allowed by state and local authorities, by burning. If burned, stay out of smoke.

#### ***Non-rigid, nonrefillable container (275-gallon bladder with frame):***

Nonrefillable container. Do not reuse or refill this container. Offer for recycling, if available. If recycling is unavailable, puncture and dispose of in sanitary landfill, or incineration, or if allowed by state and local authorities, by burning. If burned, stay out of smoke. Return frame to dealer.

## **CONDITIONS OF SALE AND LIMITATIONS OF WARRANTY AND LIABILITY**

It is impossible to eliminate all risks inherently associated with the use of this product. Injury to desirable plants, ineffectiveness, or other unintended consequences may result because of such factors as weather conditions, presence of other materials, or the manner of use or application, all of which are beyond the control of Intelligro, the manufacturer or seller. All such risks shall be assumed by the buyer. To the extent consistent with applicable law neither Intelligro, the manufacturer, nor seller shall be liable for consequential, special or indirect damages resulting from the use or handling of this product. To the extent consistent with applicable law or except as warranted by this label, the manufacturer or seller makes no warranties, guarantees, or representations of any kind, either express or implied, or by usage of trade, statutory or otherwise, with regard to the product sold, including, but not limited to, merchantability, fitness for a particular purpose, use or eligibility of the product for any particular trade usage. To the extent consistent with applicable law, buyer's or user's exclusive remedy, and Intelligro, the manufacturer's or seller's total liability, shall be for damages not exceeding the cost of the product.

Note to EPA: [Bracketed information] in **bold, italicized** text is information for the reviewer and will be removed from final printed label. (Phrases in parenthesis are optional.) Text separated by "/" denotes and/or options.

**[Base Panel]**

## PC HERBICIDE CONCENTRATE PLUS

### ACTIVE INGREDIENTS:

2,4-D, dimethylamine salt* .....	0.885%
Mecoprop-p, dimethylamine salt** .....	0.573%
Dicamba, dimethylamine salt*** .....	0.109%
OTHER INGREDIENTS ††: .....	<u>98.433%</u>
<b>Total</b>	<b>100.000%</b>

\*2,4-D Acid Equivalent ..... 0.738%

\*\* Mecoprop-p Acid Equivalent..... 0.478%

\*\*\* Dicamba Acid Equivalent ..... 0.091%

††Contains Petroleum Distillate

### KEEP OUT OF REACH OF CHILDREN

EPA REG. NO. 69526-15

EPA EST. NO. \_\_\_\_\_

Patent(s): [www.suncor.com/patents](http://www.suncor.com/patents)

**See inside (booklet) for additional Precautionary Statements and Directions for Use**

**MADE IN CANADA (MAY CONTAIN IMPORTED PARTS) FOR:**

#### Intelligro

2310 Lakeshore Road West  
Mississauga, Ontario, Canada L5J 1K2  
1-844-388-2665

#### FIRST AID

If swallowed:	<ul style="list-style-type: none"><li>• Immediately call a poison control center or doctor</li><li>• Do not induce vomiting unless told to do so by a poison control center or doctor.</li><li>• Do not give any liquid to the person</li><li>• Do not give anything by mouth to an unconscious person.</li></ul>
---------------	---

#### HOTLINE NUMBER

Have the product container or label with you when calling a poison control center or doctor or going for treatment. To reach a U.S. POISON CONTROL CENTER, call 1-800-222-1222. You may also contact Intelligro: 1-844-388-2665, or CANUTEC Canadian Transport Emergency Centre: 613-996-6666.

**NOTE TO PHYSICIAN:** May pose an aspiration pneumonia hazard, contains petroleum distillate.

## PRECAUTIONARY STATEMENTS

### HAZARDS TO HUMANS AND DOMESTIC ANIMALS

Avoid contact with skin, eyes or clothing. Wash thoroughly with soap and water after handling and before eating, drinking, chewing gum, or using tobacco.

## STORAGE AND DISPOSAL

### **[KEEP FROM FREEZING IMAGE]**

Do not contaminate other pesticides, fertilizers, water, food, or feed by storage and disposal.

### **PESTICIDE STORAGE:**

Keep out of reach of children and animals. Keep from freezing. Keep pesticide in original container. Do not put into food or drink containers. Store in a cool, dry place, preferably in a locked storage area.

### **PESTICIDE AND CONTAINER HANDLING:**

**Nonrefillable container. Do not reuse or refill this container.**

**If empty:** Offer for recycling if available, or place container in trash.

**If partly filled:** Call your local solid waste agency for disposal instructions. Never place unused product down any indoor or outdoor drain.

### ***[Optional Marketing Statements]***

#### ***For residential use***

When used as directed, kills broadleaf lawn weeds without harming most lawn grasses. ^

***[Note to Reviewer: The following text will appear on the same label panel as the annotated statement: ]*** ^ Important: Do not apply to Bentgrass and Floratam. See full list of controlled weeds and use directions on peel away label.

***[This note applies to any optional marketing statement annotated with this symbol.]***

32oz concentrate makes 3.25 gallons of finished spray

64oz concentrate makes 6.5 gallons of finished spray

1 gallon concentrate makes 13 gallons of finished spray

#### ***For all uses***

See inside booklet for Directions for Use

Reduced active ingredient formula.

Specially formulated for control of broadleaf weeds in turf ^ (parks, lawns, golf courses, cemeteries, sports fields, and other grassy areas.)

Low-odor formulation

White emulsion helps identify where you've sprayed

**KILLS BROADLEAF WEEDS INCLUDING:** Dandelions, Plantains, Clover, Chickweed, Bedstraw, Black Medic, English Daisy, Curled Dock, Heal-all, Knotweed, Ragweed, Shepherd's-Purse, plus over 60 other lawn weeds listed on side/back panel.

When used as directed, controls a wide range of broadleaf weeds in most home lawns ^.

Kills over 60 listed broadleaf weeds without harming lawns ^

Kills over 60 listed broadleaf weeds without harming lawns ^  
Selective broadleaf weed herbicide

For use on cool and warm season grasses ^ ^

***[Note to Reviewer: The following text will appear on the same label panel as the annotated statement: ]*** ^ ^ Important: Do not apply to Bentgrass and Floratam, a variety of St. Augustine grass.

***[This note applies to any optional marketing statements annotated with this symbol.]***

For use on cool and warm season grass types! ^ ^

Kills Weeds Dead [!]

Low Odor Formulation

Won't harm lawns when used as directed ^ ^

Kills listed broadleaf weeds in lawns

KILLS: Dandelions, Plantains, Clover, Chickweed, Bedstraw, Black Medic, English Daisy, Curled Dock, Heal-all, Ground Ivy (Creeping Charlie), Knotweed, Ragweed, Shepherd's Purse, plus over 60 other lawn weeds as listed.

Utilizes Patent Pending Technology

Formulation utilizes Patent Pending Technology

Patent Pending Technology

Patent Pending technology enhances penetration of formula into plant.

Specifically formulated for broadleaf weeds in turf

When used as directed, kills broadleaf lawn weeds without harming most lawn grasses when used as directed.

- Targets weeds, not your lawn.
- Visible injury on weeds within 12 Hours
- Uses less active ingredients<sup>(\*)</sup>

<sup>(\*)</sup>When compared to products containing/using a higher percentage of active ingredients. ***[Note to Reviewer: Notation to be used with above statements on same panel as the referenced claims]***

#### **OPTIONAL MICROTECHNOLOGY STATEMENTS:**

<sup>‡</sup>Microtechnology signifies emulsion particles less than 1 micron. ***[Note to Reviewer: Statement to be used with following statements annotated with this symbol.]***

Patent-pending formulation improves herbicide absorption into weeds. Improved penetration reduces amount of active ingredients required in the formula to kill weeds

Microtechnology<sup>‡</sup> improves penetration of reduced active ingredient formulation.

- Microtechnology<sup>‡</sup>:Fast-acting, improved absorption formula into weeds.
- Microtechnology<sup>‡</sup>: Improved absorption formula
- Fast Acting. Improved absorption
- Improves absorption into weeds using Microtechnology<sup>‡</sup>


Patent-pending delivery system penetrates into broadleaf weeds more efficiently, resulting in less active ingredients required to kill weeds right down to the root.

Note to EPA: [Bracketed information] in **bold, italicized** text is information for the reviewer and will be removed from final printed label. (Phrases in parenthesis are optional.) Text separated by “/” denotes and/or options.

***Optional weed graphics/icons:***



***For use with hose-end sprayer:***



***Other artwork/icons that may appear on the label:***

Note to EPA: [Bracketed information] in ***bold, italicized*** text is information for the reviewer and will be removed from final printed label. (Phrases in parenthesis are optional.) Text separated by “/” denotes and/or options.





Note to EPA: [Bracketed information] in ***bold, italicized*** text is information for the reviewer and will be removed from final printed label. (Phrases in parenthesis are optional.) Text separated by “/” denotes and/or options.



***[Note to Reviewer: copy on logo artwork will be updated to reference any of the alternate brand names in the same format]***